

BANTAM™ Mini Compression Springs

Miniature Compression Springs with Big Performance

Bantam™ Mini Compression Springs are Lee Spring's unique line of miniature springs. These Stock products are offered in wire sizes .0040", .0045", .0050" and .0055". The Inch sizes (prefix CB) include selections to work inside hole diameters 1/32", 3/64" and 1/16" and in a range of free lengths from .050" up to .625". The Metric sizes (prefix CBM) include selections to work inside of hole diameters 1mm, 1.5mm and 1.8mm in a range of free lengths starting at 1mm up to 12mm. The ends are closed and squared, not ground. In order to meet and maximize the performance needs of a potentially diverse range of applications, Lee Spring selected Elgiloy® as the alloy for Stock BANTAM™ Mini Springs.

Elgiloy® is a Cobalt-Nickel alloy known for its high strength, e.g. 10% stronger than Type 316 Stainless Steel. It exhibits superior resistance in most corrosive environments including acetic acid, ammonium chloride, citric acid, sodium chloride and sodium sulfite. This material performs well in temperatures up to 850° F. Elgiloy® is non-magnetic.

BANTAM™ Mini Compression Springs have useful applications in various industries, including:

- Medical devices
- Pharmaceutical delivery devices
- Petro-chemical processes
- Aerospace
- Marine industries
- Locks and security devices
- Hardware
- Firearms
- Lighting and electrical control
- Communication devices
- Testing and measurement
- Automotive
- Precision Instruments
- ...and many more



Lee Spring can manufacture custom mini springs to your specifications. Contact us today!

BANTAM™ Mini Compression Springs

Guide to using tables

BANTAM MINI COMPRESSION SPRINGS

Lee Stock Number:
Lee Spring Part Number

To Work In Hole Diameter:
Suggested minimum hole size if needed for spring containment.

Approx. Load at Solid Height:
The load or force required to bring all coils into contact.

Spring Rate:
Change in load or force per unit of deflection.

Price Group:
Reference for price list. See fold-out section at rear of book.

LEE STOCK NUMBER	OUTSIDE DIAMETER		TO WORK IN HOLE DIAMETER		WIRE DIAMETER		APPROX. LOAD AT SOLID HGT.		FREE LENGTH		SPRING RATE		SOLID HEIGHT		PRICE GROUP
	IN.	MM	IN.	MM	IN.	MM	LB.	KG	N.	MM	LB/IN.	KG/MM	IN.	MM	
CB0040A 01 E	.025	.64	.032	.81	.0040	.10	.179	.081	0.050	1.270	8.779	0.157	0.030	0.753	R
CB0040A 02 E									0.075	1.905	5.295	0.095	0.041	1.047	R
CB0040A 03 E									0.100	2.540	3.791	0.068	0.053	1.342	R
CB0040A 04 E									0.125	3.175	2.952	0.053	0.064	1.637	R
CB0040A 05 E									0.150	3.810	2.417	0.043	0.076	1.931	R
CB0040A 06 E									0.175	4.445	2.047	0.037	0.088	2.226	R
CB0040A 07 E									0.200	5.080	1.774	0.032	0.099	2.521	R
CB0040A 08 E									0.225	5.715	1.524	0.025	0.110	2.816	R

Outside Diameter:
Spring outer diameter, parts listed in ascending order.

Wire Diameter:
In ascending order of size, within each group of outside diameters.

Free Length:
The overall height of the spring in the unloaded position.

Solid Height:
Length when fully compressed.

Additional Information

- The smallest compression spring series that Lee Spring offers in a stock line.
- Bantam series wire diameter's starting at just 0.0040" (0.10mm), which is just slightly thicker than a human hair.
- Custom designs in Elgiloy® are available.
- Spring Rate and Load at Solid Height are pre-calculated for Elgiloy®. Elgiloy® is a trademark of Elgiloy Ltd. Partnership.

Note: Elgiloy® may be substituted with equivalent cobalt alloy wire at Lee Spring's discretion.

How to Determine Price

1. Select the spring you want by LEE STOCK NUMBER.
2. Read across to the last column PRICE GROUP to obtain the price code: when applicable, select the price code that corresponds to the material type required.
3. Refer to the PRICE GROUP in the appropriate pricing chart by spring type located in the back of this catalog for pricing up to 199 pieces of an item.
4. Prices subject to change without notice.

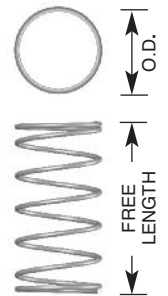
FREE SHIPPING AVAILABLE
See Price List in back of catalog for details.

BANTAM™ MINI COMPRESSION SPRINGS (INCH)

ENDS NOT GROUND • Elgiloy®

BANTAM MINI
COMPRESSION SPRINGS

LEE STOCK NUMBER	OUTSIDE DIAMETER		TO WORK IN HOLE DIAMETER		WIRE DIAMETER		APPROX. LOAD AT SOLID HGT.		FREE LENGTH		SPRING RATE		SOLID HEIGHT		PRICE GROUP
	IN.	MM	IN.	MM	IN.	MM	LB.	KG	IN.	MM	LB/IN.	KG/MM	IN.	MM	
CB0040A 01 E	.025	.64	.032	.81	.0040	.10	.179	.081	0.050	1.270	8.779	0.157	0.030	0.753	R
CB0040A 02 E									0.075	1.905	5.295	0.095	0.041	1.047	R
CB0040A 03 E									0.100	2.540	3.791	0.068	0.053	1.342	R
CB0040A 04 E									0.125	3.175	2.952	0.053	0.064	1.637	R
CB0040A 05 E									0.150	3.810	2.417	0.043	0.076	1.931	R
CB0040A 06 E									0.175	4.445	2.047	0.037	0.088	2.226	R
CB0040A 07 E									0.200	5.080	1.774	0.032	0.099	2.521	R
CB0040A 08 E									0.225	5.715	1.566	0.028	0.111	2.815	R
CB0040A 09 E									0.250	6.350	1.402	0.025	0.122	3.110	R
CB0045A 01 E	.025	.64	.032	.81	.0045	.11	.261	.118	0.050	1.270	15.361	0.275	0.033	0.839	R
CB0045A 02 E									0.075	1.905	9.116	0.163	0.046	1.178	R
CB0045A 03 E									0.100	2.540	6.482	0.116	0.060	1.518	R
CB0045A 04 E									0.125	3.175	5.028	0.090	0.073	1.858	R
CB0045A 05 E									0.150	3.810	4.107	0.074	0.087	2.197	R
CB0045A 06 E									0.175	4.445	3.472	0.062	0.100	2.537	R
CB0045A 07 E									0.200	5.080	3.006	0.054	0.113	2.877	R
CB0045A 08 E									0.225	5.715	2.651	0.047	0.127	3.216	R
CB0045A 09 E									0.250	6.350	2.371	0.042	0.140	3.556	R
CB0050A 01 E	.025	.64	.032	.81	.0050	.13	.367	.166	0.050	1.270	26.102	0.467	0.036	0.913	R
CB0050A 02 E									0.075	1.905	15.226	0.273	0.051	1.293	R
CB0050A 03 E									0.100	2.540	10.748	0.192	0.066	1.673	R
CB0050A 04 E									0.125	3.175	8.305	0.149	0.081	2.054	R
CB0050A 05 E									0.150	3.810	6.767	0.121	0.096	2.434	R
CB0050A 06 E									0.175	4.445	5.710	0.102	0.111	2.814	R
CB0050A 07 E									0.200	5.080	4.938	0.088	0.126	3.194	R
CB0050A 08 E									0.225	5.715	4.350	0.078	0.141	3.574	R
CB0050A 09 E									0.250	6.350	3.887	0.070	0.156	3.954	R
CB0055A 01 E	.025	.64	.032	.81	.0055	.14	.501	.227	0.050	1.270	43.308	0.775	0.038	0.976	R
CB0055A 02 E									0.075	1.905	24.800	0.444	0.055	1.392	R
CB0055A 03 E									0.100	2.540	17.375	0.311	0.071	1.808	R
CB0055A 04 E									0.125	3.175	13.372	0.239	0.088	2.224	R
CB0055A 05 E									0.150	3.810	10.868	0.195	0.104	2.640	R
CB0055A 06 E									0.175	4.445	9.153	0.164	0.120	3.056	R
CB0055A 07 E									0.200	5.080	7.906	0.142	0.137	3.472	R
CB0055A 08 E									0.225	5.715	6.958	0.125	0.153	3.888	R
CB0055A 09 E									0.250	6.350	6.213	0.111	0.169	4.304	R
CB0040B 01 E	.040	1.02	.047	1.19	.0040	.10	.104	.047	0.100	2.540	1.534	0.027	0.032	0.813	R
CB0040B 02 E									0.150	3.810	0.978	0.018	0.043	1.102	R
CB0040B 03 E									0.200	5.080	0.718	0.013	0.055	1.391	R
CB0040B 04 E									0.250	6.350	0.567	0.010	0.066	1.680	R
CB0040B 05 E									0.300	7.620	0.469	0.008	0.078	1.969	R
CB0040B 06 E									0.350	8.890	0.399	0.007	0.089	2.258	R
CB0040B 07 E									0.400	10.160	0.348	0.006	0.100	2.547	R
CB0040B 08 E									0.450	11.430	0.308	0.006	0.112	2.836	R
CB0040B 09 E									0.500	12.700	0.277	0.005	0.123	3.125	R



SPECIAL INSTRUCTIONS FOR BANTAM MINI COMPRESSION SERIES

PRICING: See Inside Back Cover for pricing up to 199. To price or order up to 1000 pcs. visit leespring.com; 1000+ pcs. contact Lee Spring.
CALCULATIONS: Spring Rate and Load at Solid Height are pre-calculated for Elgiloy®. Elgiloy is a trademark of Elgiloy Ltd. Partnership.
 Elgiloy may be substituted with equivalent cobalt alloy wire at Lee Spring's discretion.

BANTAM™ MINI COMPRESSION SPRINGS (INCH)

ENDS NOT GROUND • Elgiloy®

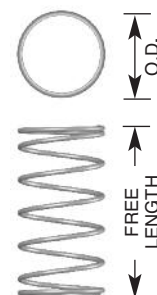
BANTAM MINI
COMPRESSION SPRINGS

LEE STOCK NUMBER	OUTSIDE DIAMETER		TO WORK IN HOLE DIAMETER		WIRE DIAMETER		APPROX. LOAD AT SOLID HGT.		FREE LENGTH		SPRING RATE		SOLID HEIGHT		PRICE GROUP
	IN.	MM	IN.	MM	IN.	MM	LB.	KG	IN.	MM	LB/IN.	KG/MM	IN.	MM	
CB0045B 01 E	.040	1.02	.047	1.19	.0045	.11	.151	.068	0.100	2.540	2.409	0.043	0.037	0.952	R
CB0045B 02 E									0.150	3.810	1.526	0.027	0.051	1.304	R
CB0045B 03 E									0.200	5.080	1.117	0.020	0.065	1.656	R
CB0045B 04 E									0.250	6.350	0.881	0.016	0.079	2.008	R
CB0045B 05 E									0.300	7.620	0.727	0.013	0.093	2.360	R
CB0045B 06 E									0.350	8.890	0.619	0.011	0.107	2.712	R
CB0045B 07 E									0.400	10.160	0.539	0.010	0.121	3.064	R
CB0045B 08 E									0.450	11.430	0.477	0.009	0.134	3.416	R
CB0045B 09 E									0.500	12.700	0.428	0.008	0.148	3.768	R
CB0050B 01 E	.040	1.02	.047	1.19	.0050	.13	.210	.095	0.100	2.540	3.666	0.066	0.043	1.088	R
CB0050B 02 E									0.150	3.810	2.308	0.041	0.059	1.504	R
CB0050B 03 E									0.200	5.080	1.684	0.030	0.076	1.920	R
CB0050B 04 E									0.250	6.350	1.326	0.024	0.092	2.336	R
CB0050B 05 E									0.300	7.620	1.093	0.020	0.108	2.752	R
CB0050B 06 E									0.350	8.890	0.930	0.017	0.125	3.168	R
CB0050B 07 E									0.400	10.160	0.809	0.014	0.141	3.584	R
CB0050B 08 E									0.450	11.430	0.716	0.013	0.157	4.000	R
CB0050B 09 E									0.500	12.700	0.642	0.011	0.174	4.415	R
CB0055B 01 E	.040	1.02	.047	1.19	.0055	.14	.283	.128	0.100	2.540	5.443	0.097	0.048	1.220	R
CB0055B 02 E									0.150	3.810	3.405	0.061	0.067	1.699	R
CB0055B 03 E									0.200	5.080	2.477	0.044	0.086	2.179	R
CB0055B 04 E									0.250	6.350	1.947	0.035	0.105	2.658	R
CB0055B 05 E									0.300	7.620	1.603	0.029	0.124	3.138	R
CB0055B 06 E									0.350	8.890	1.363	0.024	0.142	3.617	R
CB0055B 07 E									0.400	10.160	1.185	0.021	0.161	4.096	R
CB0055B 08 E									0.450	11.430	1.048	0.019	0.180	4.576	R
CB0055B 09 E									0.500	12.700	0.940	0.017	0.199	5.055	R
CB0040C 01 E	.057	1.45	.063	1.60	.0040	.10	.071	.032	0.125	3.175	0.712	0.013	0.026	0.648	R
CB0040C 02 E									0.188	4.775	0.457	0.008	0.033	0.840	R
CB0040C 03 E									0.250	6.350	0.338	0.006	0.040	1.028	R
CB0040C 04 E									0.313	7.950	0.267	0.005	0.048	1.220	R
CB0040C 05 E									0.375	9.525	0.222	0.004	0.055	1.408	R
CB0040C 06 E									0.438	11.125	0.189	0.003	0.063	1.600	R
CB0040C 07 E									0.500	12.700	0.165	0.003	0.070	1.788	R
CB0040C 08 E									0.563	14.300	0.146	0.003	0.078	1.979	R
CB0040C 09 E									0.625	15.875	0.131	0.002	0.085	2.168	R
CB0045C 01 E	.057	1.45	.063	1.60	.0045	.11	.102	.046	0.125	3.175	1.073	0.019	0.030	0.765	R
CB0045C 02 E									0.188	4.775	0.686	0.012	0.040	1.004	R
CB0045C 03 E									0.250	6.350	0.506	0.009	0.049	1.239	R
CB0045C 04 E									0.313	7.950	0.400	0.007	0.058	1.478	R
CB0045C 05 E									0.375	9.525	0.331	0.006	0.067	1.713	R
CB0045C 06 E									0.438	11.125	0.282	0.005	0.077	1.951	R
CB0045C 07 E									0.500	12.700	0.246	0.004	0.086	2.186	R
CB0045C 08 E									0.563	14.300	0.218	0.004	0.095	2.425	R
CB0045C 09 E									0.625	15.875	0.196	0.004	0.105	2.660	R

SPECIAL INSTRUCTIONS FOR BANTAM MINI COMPRESSION SERIES

PRICING: See Inside Back Cover for pricing up to 199. To price or order up to 1000 pcs. visit leespring.com; 1000+ pcs. contact Lee Spring.
CALCULATIONS: Spring Rate and Load at Solid Height are pre-calculated for Elgiloy®. Elgiloy is a trademark of Elgiloy Ltd. Partnership.
 Elgiloy may be substituted with equivalent cobalt alloy wire at Lee Spring's discretion.

LEE STOCK NUMBER	OUTSIDE DIAMETER		TO WORK IN HOLE DIAMETER		WIRE DIAMETER		APPROX. LOAD AT SOLID HGT.		FREE LENGTH		SPRING RATE		SOLID HEIGHT		PRICE GROUP
	IN.	MM	IN.	MM	IN.	MM	LB.	KG	IN.	MM	LB/IN.	KG/MM	IN.	MM	
CB0050C 01 E	.057	1.45	.063	1.60	.0050	.13	.141	.064	0.125	3.175	1.565	0.028	0.035	0.886	R
CB0050C 02 E									0.188	4.775	0.995	0.018	0.046	1.175	R
CB0050C 03 E									0.250	6.350	0.733	0.013	0.057	1.460	R
CB0050C 04 E									0.313	7.950	0.578	0.010	0.069	1.749	R
CB0050C 05 E									0.375	9.525	0.478	0.009	0.080	2.034	R
CB0050C 06 E									0.438	11.125	0.407	0.007	0.091	2.323	R
CB0050C 07 E									0.500	12.700	0.355	0.006	0.103	2.608	R
CB0050C 08 E									0.563	14.300	0.314	0.006	0.114	2.897	R
CB0050C 09 E									0.625	15.875	0.282	0.005	0.125	3.181	R
CB0055C 01 E	.057	1.45	.063	1.60	.0055	.14	.190	.086	0.125	3.175	2.222	0.040	0.040	1.009	R
CB0055C 02 E									0.188	4.775	1.406	0.025	0.053	1.351	R
CB0055C 03 E									0.250	6.350	1.033	0.018	0.066	1.688	R
CB0055C 04 E									0.313	7.950	0.813	0.015	0.080	2.030	R
CB0055C 05 E									0.375	9.525	0.673	0.012	0.093	2.367	R
CB0055C 06 E									0.438	11.125	0.572	0.010	0.107	2.710	R
CB0055C 07 E									0.500	12.700	0.499	0.009	0.120	3.046	R
CB0055C 08 E									0.563	14.300	0.441	0.008	0.133	3.389	R
CB0055C 09 E									0.625	15.875	0.396	0.007	0.147	3.726	R



SPECIAL INSTRUCTIONS FOR BANTAM MINI COMPRESSION SERIES

PRICING: See Inside Back Cover for pricing up to 199. To price or order up to 1000 pcs. visit leespring.com; 1000+ pcs. contact Lee Spring.
CALCULATIONS: Spring Rate and Load at Solid Height are pre-calculated for Elgiloy®. Elgiloy is a trademark of Elgiloy Ltd. Partnership.
 Elgiloy may be substituted with equivalent cobalt alloy wire at Lee Spring's discretion.

BANTAM™ MINI COMPRESSION SPRINGS (METRIC)

ENDS NOT GROUND • Elgiloy®

BANTAM MINI
COMPRESSION SPRINGS

LEE STOCK NUMBER	OUTSIDE DIAMETER		TO WORK IN HOLE DIAMETER		WIRE DIAMETER		APPROX. LOAD AT SOLID HGT.		FREE LENGTH		SPRING RATE		SOLID HEIGHT		PRICE GROUP
	MM	IN.	MM	IN.	MM	IN.	N	LB.	MM	IN.	N/MM	LB/IN.	MM	IN.	
CBM010A 01 E	.81	.032	1.00	.039	.10	.0040	.60	.135	1.00	0.039	1.281	7.314	0.533	0.021	R
CBM010A 02 E									2.00	0.079	0.525	3.000	0.864	0.034	R
CBM010A 03 E									3.00	0.118	0.330	1.887	1.194	0.047	R
CBM010A 04 E									4.00	0.157	0.241	1.376	1.499	0.059	R
CBM010A 05 E									5.00	0.197	0.190	1.083	1.829	0.072	R
CBM010A 06 E									6.00	0.236	0.156	0.893	2.159	0.085	R
CBM010A 07 E									7.00	0.276	0.133	0.759	2.489	0.098	R
CBM010A 08 E									8.00	0.315	0.116	0.661	2.819	0.111	R
CBM010A 09 E									9.00	0.354	0.102	0.585	3.150	0.124	R
CBM011A 01 E	.81	.032	1.00	.039	.11	.0045	.90	.202	1.00	0.039	2.211	12.623	0.584	0.023	R
CBM011A 02 E									2.00	0.079	0.876	5.004	0.965	0.038	R
CBM011A 03 E									3.00	0.118	0.547	3.121	1.346	0.053	R
CBM011A 04 E									4.00	0.157	0.397	2.267	1.727	0.068	R
CBM011A 05 E									5.00	0.197	0.312	1.781	2.108	0.083	R
CBM011A 06 E									6.00	0.236	0.257	1.466	2.489	0.098	R
CBM011A 07 E									7.00	0.276	0.218	1.246	2.870	0.113	R
CBM011A 08 E									8.00	0.315	0.190	1.083	3.251	0.128	R
CBM011A 09 E									9.00	0.354	0.168	0.958	3.632	0.143	R
CBM013A 01 E	.81	.032	1.00	.039	.13	.0050	1.20	.270	1.00	0.039	3.536	20.191	0.660	0.026	R
CBM013A 02 E									2.00	0.079	1.352	7.719	1.118	0.044	R
CBM013A 03 E									3.00	0.118	0.836	4.772	1.575	0.062	R
CBM013A 04 E									4.00	0.157	0.605	3.455	2.007	0.079	R
CBM013A 05 E									5.00	0.197	0.474	2.706	2.464	0.097	R
CBM013A 06 E									6.00	0.236	0.389	2.224	2.921	0.115	R
CBM013A 07 E									7.00	0.276	0.331	1.889	3.378	0.133	R
CBM013A 08 E									8.00	0.315	0.287	1.641	3.810	0.150	R
CBM013A 09 E									9.00	0.354	0.254	1.451	4.267	0.168	R
CBM014A 01 E	.81	.032	1.00	.039	.14	.0055	1.60	.360	1.00	0.039	5.655	32.288	0.711	0.028	R
CBM014A 02 E									2.00	0.079	2.078	11.863	1.219	0.048	R
CBM014A 03 E									3.00	0.118	1.273	7.266	1.753	0.069	R
CBM014A 04 E									4.00	0.157	0.917	5.238	2.261	0.089	R
CBM014A 05 E									5.00	0.197	0.717	4.094	2.769	0.109	R
CBM014A 06 E									6.00	0.236	0.588	3.360	3.277	0.129	R
CBM014A 07 E									7.00	0.276	0.499	2.850	3.785	0.149	R
CBM014A 08 E									8.00	0.315	0.433	2.474	4.318	0.170	R
CBM014A 09 E									9.00	0.354	0.383	2.186	4.826	0.190	R
CBM010B 01 E	1.32	.052	1.50	.059	.10	.0040	.35	.079	2.00	0.079	0.241	1.375	0.533	0.021	R
CBM010B 02 E									3.00	0.118	0.151	0.864	0.686	0.027	R
CBM010B 03 E									4.00	0.157	0.110	0.630	0.838	0.033	R
CBM010B 04 E									5.00	0.197	0.087	0.496	0.965	0.038	R
CBM010B 05 E									6.00	0.236	0.072	0.409	1.118	0.044	R
CBM010B 06 E									7.00	0.276	0.061	0.348	1.245	0.049	R
CBM010B 07 E									8.00	0.315	0.053	0.303	1.397	0.055	R
CBM010B 08 E									9.00	0.354	0.047	0.268	1.524	0.060	R
CBM010B 09 E									10.00	0.394	0.042	0.240	1.676	0.066	R

SPECIAL INSTRUCTIONS FOR BANTAM MINI COMPRESSION SERIES

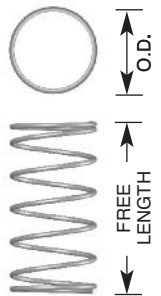
PRICING: See Inside Back Cover for pricing up to 199. To price or order up to 1000 pcs. visit leespring.com; 1000+ pcs. contact Lee Spring.
CALCULATIONS: Spring Rate and Load at Solid Height are pre-calculated for Elgiloy®. Elgiloy is a trademark of Elgiloy Ltd. Partnership.
 Elgiloy may be substituted with equivalent cobalt alloy wire at Lee Spring's discretion.

BANTAM™ MINI COMPRESSION SPRINGS (METRIC)

ENDS NOT GROUND • Elgiloy®

BANTAM MINI
COMPRESSION SPRINGS

LEE STOCK NUMBER	OUTSIDE DIAMETER		TO WORK IN HOLE DIAMETER		WIRE DIAMETER		APPROX. LOAD AT SOLID HGT.		FREE LENGTH		SPRING RATE		SOLID HEIGHT		PRICE GROUP
	MM	IN.	MM	IN.	MM	IN.	N	LB.	MM	IN.	N/MM	LB/IN.	MM	IN.	
CBM011B 01 E	1.32	.052	1.50	.059	.11	.0045	.50	.112	2.00	0.079	0.366	2.091	0.635	0.025	R
CBM011B 02 E									3.00	0.118	0.229	1.305	0.813	0.032	R
CBM011B 03 E									4.00	0.157	0.166	0.948	0.991	0.039	R
CBM011B 04 E									5.00	0.197	0.130	0.744	1.168	0.046	R
CBM011B 05 E									6.00	0.236	0.107	0.613	1.346	0.053	R
CBM011B 06 E									7.00	0.276	0.091	0.521	1.524	0.060	R
CBM011B 07 E									8.00	0.315	0.079	0.453	1.702	0.067	R
CBM011B 08 E									9.00	0.354	0.070	0.400	1.880	0.074	R
CBM011B 09 E									10.00	0.394	0.063	0.359	2.057	0.081	R
CBM013B 01 E	1.32	.052	1.50	.059	.13	.0050	.70	.157	2.00	0.079	0.548	3.130	0.711	0.028	R
CBM013B 02 E									3.00	0.118	0.339	1.935	0.940	0.037	R
CBM013B 03 E									4.00	0.157	0.245	1.400	1.143	0.045	R
CBM013B 04 E									5.00	0.197	0.192	1.097	1.346	0.053	R
CBM013B 05 E									6.00	0.236	0.158	0.902	1.575	0.062	R
CBM013B 06 E									7.00	0.276	0.134	0.766	1.778	0.070	R
CBM013B 07 E									8.00	0.315	0.116	0.665	1.981	0.078	R
CBM013B 08 E									9.00	0.354	0.103	0.588	2.210	0.087	R
CBM013B 09 E									10.00	0.394	0.092	0.527	2.413	0.095	R
CBM014B 01 E	1.32	.052	1.50	.059	.14	.0055	.95	.214	2.00	0.079	0.798	4.557	0.813	0.032	R
CBM014B 02 E									3.00	0.118	0.489	2.791	1.067	0.042	R
CBM014B 03 E									4.00	0.157	0.352	2.012	1.295	0.051	R
CBM014B 04 E									5.00	0.197	0.275	1.573	1.549	0.061	R
CBM014B 05 E									6.00	0.236	0.226	1.291	1.803	0.071	R
CBM014B 06 E									7.00	0.276	0.192	1.095	2.057	0.081	R
CBM014B 07 E									8.00	0.315	0.166	0.950	2.286	0.090	R
CBM014B 08 E									9.00	0.354	0.147	0.840	2.540	0.100	R
CBM014B 09 E									10.00	0.394	0.132	0.752	2.794	0.110	R
CBM010C 01 E	1.65	.065	1.80	.071	.10	.0040	.25	.056	3.00	0.118	0.103	0.590	0.584	0.023	R
CBM010C 02 E									4.00	0.157	0.075	0.428	0.686	0.027	R
CBM010C 03 E									5.00	0.197	0.059	0.338	0.787	0.031	R
CBM010C 04 E									6.00	0.236	0.049	0.279	0.889	0.035	R
CBM010C 05 E									7.00	0.276	0.042	0.237	0.991	0.039	R
CBM010C 06 E									8.00	0.315	0.036	0.206	1.092	0.043	R
CBM010C 07 E									9.00	0.354	0.032	0.182	1.194	0.047	R
CBM010C 08 E									10.00	0.394	0.029	0.164	1.295	0.051	R
CBM010C 09 E									12.00	0.472	0.024	0.135	1.499	0.059	R
CBM011C 01 E	1.65	.065	1.80	.071	.11	.0045	.40	.090	3.00	0.118	0.170	0.973	0.635	0.025	R
CBM011C 02 E									4.00	0.157	0.124	0.706	0.762	0.030	R
CBM011C 03 E									5.00	0.197	0.097	0.554	0.889	0.035	R
CBM011C 04 E									6.00	0.236	0.080	0.456	0.991	0.039	R
CBM011C 05 E									7.00	0.276	0.068	0.388	1.118	0.044	R
CBM011C 06 E									8.00	0.315	0.059	0.337	1.219	0.048	R
CBM011C 07 E									9.00	0.354	0.052	0.298	1.346	0.053	R
CBM011C 08 E									10.00	0.394	0.047	0.267	1.448	0.057	R
CBM011C 09 E									12.00	0.472	0.039	0.221	1.676	0.066	R



SPECIAL INSTRUCTIONS FOR BANTAM MINI COMPRESSION SERIES

PRICING: See Inside Back Cover for pricing up to 199. To price or order up to 1000 pcs. visit leespring.com; 1000+ pcs. contact Lee Spring.
CALCULATIONS: Spring Rate and Load at Solid Height are pre-calculated for Elgiloy®. Elgiloy is a trademark of Elgiloy Ltd. Partnership.
 Elgiloy may be substituted with equivalent cobalt alloy wire at Lee Spring's discretion.

BANTAM™ MINI COMPRESSION SPRINGS (METRIC)

ENDS NOT GROUND • Elgiloy®

BANTAM MINI
COMPRESSION SPRINGS

LEE STOCK NUMBER	OUTSIDE DIAMETER		TO WORK IN HOLE DIAMETER		WIRE DIAMETER		APPROX. LOAD AT SOLID HGT.		FREE LENGTH		SPRING RATE		SOLID HEIGHT		PRICE GROUP
	MM	IN.	MM	IN.	MM	IN.	N	LB.	MM	IN.	N/MM	LB/IN.	MM	IN.	
CBM013C 01 E	1.65	.065	1.80	.071	.13	.0050	.55	.124	3.00	0.118	0.244	1.395	0.762	0.030	R
CBM013C 02 E									4.00	0.157	0.177	1.010	0.889	0.035	R
CBM013C 03 E									5.00	0.197	0.139	0.792	1.041	0.041	R
CBM013C 04 E									6.00	0.236	0.114	0.651	1.168	0.046	R
CBM013C 05 E									7.00	0.276	0.097	0.552	1.321	0.052	R
CBM013C 06 E									8.00	0.315	0.084	0.480	1.448	0.057	R
CBM013C 07 E									9.00	0.354	0.074	0.424	1.600	0.063	R
CBM013C 08 E									10.00	0.394	0.067	0.380	1.727	0.068	R
CBM013C 09 E									12.00	0.472	0.055	0.315	2.007	0.079	R
CBM014C 01 E	1.65	.065	1.80	.071	.14	.0055	.70	.157	3.00	0.118	0.329	1.878	0.864	0.034	R
CBM014C 02 E									4.00	0.157	0.237	1.354	1.041	0.041	R
CBM014C 03 E									5.00	0.197	0.185	1.058	1.219	0.048	R
CBM014C 04 E									6.00	0.236	0.152	0.869	1.397	0.055	R
CBM014C 05 E									7.00	0.276	0.129	0.737	1.575	0.062	R
CBM014C 06 E									8.00	0.315	0.112	0.639	1.753	0.069	R
CBM014C 07 E									9.00	0.354	0.099	0.565	1.930	0.076	R
CBM014C 08 E									10.00	0.394	0.089	0.506	2.108	0.083	R
CBM014C 09 E									12.00	0.472	0.073	0.419	2.438	0.096	R

SPECIAL INSTRUCTIONS FOR BANTAM MINI COMPRESSION SERIES

PRICING: See Inside Back Cover for pricing up to 199. To price or order up to 1000 pcs. visit leespring.com; 1000+ pcs. contact Lee Spring.
CALCULATIONS: Spring Rate and Load at Solid Height are pre-calculated for Elgiloy®. Elgiloy is a trademark of Elgiloy Ltd. Partnership.
 Elgiloy may be substituted with equivalent cobalt alloy wire at Lee Spring's discretion.

Compression Springs – Instrument Series

Precision Springs for Precision Products



The Lee Spring Instrument Series includes a wide range of size and rate combinations in a smaller, highly precise spring design. Selections are sorted in ascending order to mating hole/bore diameter sizes. Instrument Compression Springs are available in both inch and metric series.

Inch Series springs are available in Music Wire, Type 302 Stainless Steel and Type 316 Stainless Steel. Metric Series springs are available in Music Wire and Type 302 Stainless Steel. The Music Wire springs are made from coated wire or provided with a plating finish for light corrosion resistance. The Type 302 Stainless Steel springs are passivated, while Type 316 Stainless Steel springs are passivated and ultrasonically cleaned.

Lee Spring Instrument Compression Springs feature squared ends. A squared end, also called a closed end, is made by reducing the coil pitch of the ends to zero. Squareness influences how a force produced by the spring can be transferred to adjacent parts.



Lee Spring can manufacture custom compression springs to your specifications. Contact us today!

Compression Springs – Instrument Series

Guide to using tables

COMPRESSION SPRINGS

Lee Stock Number:
Lee Spring Part Number, add suffix M for Music Wire, S for Stainless Steel or S316 for Type 316 Stainless Steel.

To Work In Hole Diameter:
Suggested minimum hole size if needed for spring containment.

Approx. Load at Solid Height:
The load or force required to bring all coils into contact.

Spring Rate:
Change in load or force per unit of deflection.

Price Group:
Reference for price list. See fold-out section at rear of book.

LEE STOCK NUMBER	OUTSIDE DIAMETER		TO WORK IN HOLE DIAMETER		WIRE DIAMETER		APPROX. LOAD AT SOLID HGT.		FREE LENGTH		SPRING RATE		SOLID HEIGHT		PRICE GROUP		
	IN.	MM	IN.	MM	IN.	MM	LB.	KG	IN.	MM	LB/IN.	KG/MM	IN.	MM	Music Wire	302 Stainless*	316 Stainless
CI 006AA 01									0.100	2.54	8.92	0.160	0.051	1.30	E	J	L
CI 006AA 02									0.150	3.81	5.54	0.099	0.072	1.82	E	J	L
CI 006AA 03									0.200	5.08	4.02	0.072	0.092	2.33	E	J	L
CI 006AA 04									0.250	6.35	3.15	0.056	0.112	2.85	E	J	L
CI 006AA 05	.040	1.02	.047	1.19	.006	.15	.434	.197	0.300	7.62	2.59	0.046	0.132	3.36	E	J	L
CI 006AA 06									0.350	8.89	2.20	0.039	0.153	3.88	E	J	L
CI 006AA 07									0.400	10.16	1.91	0.028	0.177	4.50	E	J	L

Outside Diameter:
Spring outer diameter, parts listed in ascending order.

Wire Diameter:
In ascending order of size, within each group of outside diameters.

Free Length:
The overall height of the spring in the unloaded position.

Solid Height:
Length when fully compressed.

Additional Information

- Load at Solid Height figures are provided for reference only. During the manufacturing process all material and engineering tolerances may result in the number of coils being adjusted to maintain the correct spring rate and therefore affect solid height.
- It is general good practice to avoid compressing springs to their solid height in order to achieve longer life. A guide rod is recommended to prevent buckling of long springs.
- To figure the load at any working length based on nominal free length and spring rate use the formula:

$$P = R \times F$$
 where P is the load in lbs.; R is the spring rate in lbs per inch; F is the deflection in inches (or free length minus final spring length).

How to Determine Price

1. Select the spring you want by LEE STOCK NUMBER.
2. Read across to the last column PRICE GROUP to obtain the price code: when applicable, select the price code that corresponds to the material type required.
3. Refer to the PRICE GROUP in the appropriate pricing chart by spring type located in the back of this catalog for pricing up to 199 pieces of an item.
4. Prices subject to change without notice.


FREE SHIPPING AVAILABLE
See Price List in back of catalog for details.

COMPRESSION SPRINGS: INSTRUMENT SERIES (INCH)

ENDS NOT GROUND • Music Wire (Plated**), 302 Stainless Steel* (Passivated),
or 316 Stainless Steel (Passivated Ultrasonically Cleaned)

LEE STOCK NUMBER	OUTSIDE DIAMETER		TO WORK IN HOLE DIAMETER		WIRE DIAMETER		APPROX. LOAD AT SOLID HGT.		FREE LENGTH		SPRING RATE		SOLID HEIGHT		PRICE GROUP		
	IN.	MM	IN.	MM	IN.	MM	LB.	KG	IN.	MM	LB./IN.	KG/MM	IN.	MM	Music Wire	302 Stainless*	316 Stainless
															M	S	S316
CI 006AA 01	.040	1.02	.047	1.19	.006	.15	.434	.197	0.100	2.54	8.92	0.160	0.051	1.30	E	J	L
CI 006AA 02									0.150	3.81	5.54	0.099	0.072	1.82	E	J	L
CI 006AA 03									0.200	5.08	4.02	0.072	0.092	2.33	E	J	L
CI 006AA 04									0.250	6.35	3.15	0.056	0.112	2.85	E	J	L
CI 006AA 05									0.300	7.62	2.59	0.046	0.132	3.36	E	J	L
CI 006AA 06									0.350	8.89	2.20	0.039	0.153	3.88	E	J	L
CI 006AA 07									0.400	10.16	1.91	0.034	0.173	4.39	E	J	L
CI 006AA 08									0.450	11.43	1.69	0.030	0.193	4.91	E	J	L
CI 006AA 09									0.500	12.70	1.52	0.027	0.214	5.43	E	J	L
**SEE NOTE ON PAGE 5 UNDER FINISH																	
CI 007AA 01	.040	1.02	.047	1.19	.007	.18	.711	.323	0.100	2.54	17.88	0.320	0.060	1.53	E	J	L
CI 007AA 02									0.150	3.81	10.95	0.196	0.085	2.16	E	J	L
CI 007AA 03									0.200	5.08	7.89	0.141	0.110	2.79	E	J	L
CI 007AA 04									0.250	6.35	6.17	0.110	0.135	3.42	E	J	L
CI 007AA 05									0.300	7.62	5.06	0.091	0.160	4.05	E	J	L
CI 007AA 06									0.350	8.89	4.29	0.077	0.184	4.68	E	J	L
CI 007AA 07									0.400	10.16	3.73	0.067	0.209	5.31	E	J	L
CI 007AA 08									0.450	11.43	3.29	0.059	0.234	5.95	E	J	L
CI 007AA 09									0.500	12.70	2.95	0.053	0.259	6.58	E	J	L
**SEE NOTE ON PAGE 5 UNDER FINISH																	
CI 006A 01	.057	1.45	.063	1.59	.006	.15	.300	.136	0.125	3.18	3.80	0.068	0.041	1.04	E	J	L
CI 006A 02									0.188	4.78	2.40	0.043	0.054	1.37	E	J	L
CI 006A 03									0.250	6.35	1.80	0.032	0.066	1.68	E	J	L
CI 006A 04									0.313	7.95	1.40	0.025	0.081	2.06	E	J	L
CI 006A 05									0.375	9.53	1.10	0.020	0.096	2.44	E	J	L
CI 006A 06									0.438	11.13	1.00	0.018	0.108	2.74	E	J	L
CI 006A 07									0.500	12.70	0.90	0.016	0.120	3.05	E	J	L
CI 006A 08									0.563	14.30	0.70	0.013	0.154	3.91	E	J	L
CI 006A 09									0.625	15.88	0.60	0.011	0.174	4.42	E	J	L
**SEE NOTE ON PAGE 5 UNDER FINISH																	
CI 007A 01	.057	1.45	.063	1.59	.007	.18	.500	.227	0.125	3.18	6.90	0.123	0.051	1.30	E	J	L
CI 007A 02									0.188	4.78	4.10	0.073	0.070	1.78	E	J	L
CI 007A 03									0.250	6.35	3.00	0.053	0.090	2.29	E	J	L
CI 007A 04									0.313	7.95	2.40	0.043	0.105	2.67	E	J	L
CI 007A 05									0.375	9.53	2.10	0.038	0.119	3.02	E	J	L
CI 007A 06									0.438	11.13	1.70	0.030	0.140	3.56	E	J	L
CI 007A 07									0.500	12.70	1.50	0.027	0.158	4.01	E	J	L
CI 007A 08									0.563	14.30	1.30	0.023	0.173	4.39	E	J	L
CI 007A 09									0.625	15.88	1.10	0.020	0.199	5.05	E	J	L
**SEE NOTE ON PAGE 5 UNDER FINISH																	
CI 008A 01	.057	1.45	.063	1.59	.008	.20	.800	.363	0.125	3.18	11.60	0.207	0.060	1.52	E	J	L
CI 008A 02									0.188	4.78	7.60	0.136	0.080	2.03	E	J	L
CI 008A 03									0.250	6.35	5.20	0.093	0.104	2.64	E	J	L
CI 008A 04									0.313	7.95	4.00	0.071	0.128	3.25	E	J	L
CI 008A 05									0.375	9.53	3.40	0.061	0.148	3.76	E	J	L
CI 008A 06									0.438	11.13	2.80	0.050	0.172	4.37	E	J	L
CI 008A 07									0.500	12.70	2.40	0.043	0.196	4.98	E	J	L
CI 008A 08									0.563	14.30	2.20	0.039	0.210	5.33	E	J	L
CI 008A 09									0.625	15.88	2.00	0.036	0.243	6.17	E	J	L
**SEE NOTE ON PAGE 5 UNDER FINISH																	

COMPRESSION SPRINGS



SPECIAL INSTRUCTIONS FOR COMPRESSION SERIES

STOCK NUMBERS: Add "M" to end of Stock Number for Music Wire; "S" for Type 302 Stainless; "S316" for Type 316 Stainless.

PRICING: See Inside Back Cover for up to 199 pricing. To price or order up to 1000 pcs., visit leespring.com; 1000+ pcs. contact Lee Spring.

CALCULATIONS: Spring Rate and Load at Solid Hgt. are for Music Wire. For Type 302 or Type 316 Stainless, multiply figures shown by 5/6 (.833).

*Note: Type 302 may be substituted with Type 304 at Lee Spring's discretion.

COMPRESSION SPRINGS: INSTRUMENT SERIES (INCH)

ENDS NOT GROUND • Music Wire (Plated**), 302 Stainless Steel* (Passivated),
or 316 Stainless Steel (Passivated Ultrasonically Cleaned)

COMPRESSION SPRINGS

LEE STOCK NUMBER	OUTSIDE DIAMETER		TO WORK IN HOLE DIAMETER		WIRE DIAMETER		APPROX. LOAD AT SOLID HGT.		FREE LENGTH		SPRING RATE		SOLID HEIGHT		PRICE GROUP		
	IN.	MM	IN.	MM	IN.	MM	LB.	KG	IN.	MM	LB/IN.	KG/MM	IN.	MM	Music Wire	302 Stainless*	316 Stainless
															M	S	S316
CI 007AB 01									0.125	3.18	5.48	0.098	0.047	1.20	E	J	L
CI 007AB 02									0.188	4.78	3.41	0.061	0.063	1.60	E	J	L
CI 007AB 03									0.250	6.35	2.49	0.044	0.079	2.00	E	J	L
CI 007AB 04									0.313	7.95	1.95	0.035	0.095	2.40	E	J	L
CI 007AB 05	.063	1.59	.078	1.98	.007	.18	.426	.193	0.375	9.53	1.66	0.030	0.110	2.80	E	J	L
CI 007AB 06									0.438	11.13	1.37	0.024	0.126	3.20	E	J	L
CI 007AB 07									0.500	12.70	1.19	0.021	0.142	3.60	E	J	L
CI 007AB 08									0.563	14.30	1.05	0.019	0.158	4.00	E	J	L
CI 007AB 09									0.625	15.88	0.94	0.017	0.173	4.40	E	J	L
**SEE NOTE ON PAGE 5 UNDER FINISH																	
CI 008AB 01									0.125	3.18	11.55	0.206	0.051	1.30	E	J	L
CI 008AB 02									0.188	4.78	7.11	0.127	0.068	1.72	E	J	L
CI 008AB 03									0.250	6.35	5.16	0.092	0.084	2.13	E	J	L
CI 008AB 04									0.313	7.95	4.04	0.072	0.100	2.54	E	J	L
CI 008AB 05	.063	1.59	.078	1.98	.008	.20	.854	.387	0.375	9.53	3.32	0.059	0.116	2.95	E	J	L
CI 008AB 06									0.438	11.13	2.82	0.050	0.133	3.37	E	J	L
CI 008AB 07									0.500	12.70	2.45	0.044	0.149	3.78	E	J	L
CI 008AB 08									0.563	14.30	2.16	0.039	0.165	4.20	E	J	L
CI 008AB 09									0.625	15.88	1.94	0.035	0.182	4.61	E	J	L
**SEE NOTE ON PAGE 5 UNDER FINISH																	
CI 009AB 01									0.125	3.18	15.32	0.274	0.064	1.62	E	J	L
CI 009AB 02									0.188	4.78	9.33	0.167	0.087	2.22	E	J	L
CI 009AB 03									0.250	6.35	6.73	0.120	0.111	2.81	E	J	L
CI 009AB 04									0.313	7.95	5.25	0.094	0.134	3.41	E	J	L
CI 009AB 05	.063	1.59	.078	1.98	.009	.23	.939	.426	0.375	9.53	4.31	0.077	0.157	4.00	E	J	L
CI 009AB 06									0.438	11.13	3.65	0.065	0.181	4.60	E	J	L
CI 009AB 07									0.500	12.70	3.17	0.057	0.204	5.19	E	J	L
CI 009AB 08									0.563	14.30	2.80	0.050	0.228	5.79	E	J	L
CI 009AB 09									0.625	15.88	2.51	0.045	0.251	6.38	E	J	L
**SEE NOTE ON PAGE 5 UNDER FINISH																	
CI 010AB 01									0.125	3.18	24.42	0.436	0.071	1.81	E	J	L
CI 010AB 02									0.188	4.78	14.68	0.262	0.099	2.51	E	J	L
CI 010AB 03									0.250	6.35	10.54	0.188	0.126	3.19	E	J	L
CI 010AB 04									0.313	7.95	8.20	0.146	0.153	3.88	E	J	L
CI 010AB 05	.063	1.59	.078	1.98	.010	.25	1.312	.595	0.375	9.53	6.72	0.120	0.180	4.57	E	J	L
CI 010AB 06									0.438	11.13	5.69	0.102	0.207	5.26	E	J	L
CI 010AB 07									0.500	12.70	4.94	0.088	0.234	5.95	E	J	L
CI 010AB 08									0.563	14.30	4.35	0.078	0.261	6.64	E	J	L
CI 010AB 09									0.625	15.88	3.90	0.070	0.288	7.33	E	J	L

SPECIAL INSTRUCTIONS FOR COMPRESSION SERIES

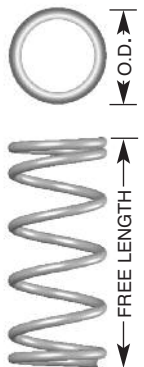
STOCK NUMBERS: Add "M" to end of Stock Number for Music Wire; "S" for Type 302 Stainless; "S316" for Type 316 Stainless.
PRICING: See Inside Back Cover for up to 199 pricing. To price or order up to 1000 pcs., visit leespring.com; 1000+ pcs. contact Lee Spring.
CALCULATIONS: Spring Rate and Load at Solid Hgt. are for Music Wire. For Type 302 or Type 316 Stainless, multiply figures shown by 5/6 (.833).
 *Note: Type 302 may be substituted with Type 304 at Lee Spring's discretion.

COMPRESSION SPRINGS: INSTRUMENT SERIES (INCH)

ENDS NOT GROUND • Music Wire (Plated**), 302 Stainless Steel* (Passivated),
or 316 Stainless Steel (Passivated Ultrasonically Cleaned)

COMPRESSION SPRINGS

LEE STOCK NUMBER	OUTSIDE DIAMETER		TO WORK IN HOLE DIAMETER		WIRE DIAMETER		APPROX. LOAD AT SOLID HGT.		FREE LENGTH		SPRING RATE		SOLID HEIGHT		PRICE GROUP		
	IN.	MM	IN.	MM	IN.	MM	LB.	KG	IN.	MM	LB./IN.	KG/MM	IN.	MM	Music Wire	302 Stainless*	316 Stainless
															M	S	S316
CI 008B 01	.088	2.24	.094	2.38	.008	.20	.450	.204	0.125	3.18	5.50	0.098	0.042	1.07	E	J	L
CI 008B 02									0.188	4.78	3.50	0.062	0.052	1.32	E	J	L
CI 008B 03									0.250	6.35	2.40	0.043	0.064	1.62	E	J	L
CI 008B 04									0.313	7.95	2.00	0.036	0.072	1.83	E	J	L
CI 008B 05									0.375	9.53	1.40	0.025	0.092	2.34	E	J	L
CI 008B 06									0.438	11.13	1.30	0.023	0.096	2.44	E	J	L
CI 008B 07									0.500	12.70	1.10	0.020	0.110	2.79	E	J	L
CI 008B 08									0.563	14.30	1.00	0.018	0.120	3.05	E	J	L
CI 008B 09									0.625	15.88	0.90	0.016	0.140	3.56	E	J	L
CI 008B 10									0.688	17.48	0.84	0.015	0.143	3.63	E	J	L
CI 008B 11									**SEE NOTE ON PAGE 5 UNDER FINISH								0.750
CI 010B 01	.088	2.24	.094	2.38	.010	.25	.800	.363	0.125	3.18	12.70	0.227	0.055	1.40	E	J	L
CI 010B 02									0.188	4.78	7.00	0.125	0.075	1.90	E	J	L
CI 010B 03									0.250	6.35	5.20	0.093	0.090	2.29	E	J	L
CI 010B 04									0.313	7.95	4.00	0.071	0.108	2.74	E	J	L
CI 010B 05									0.375	9.53	3.30	0.059	0.125	3.18	E	J	L
CI 010B 06									0.438	11.13	2.90	0.052	0.138	3.50	E	J	L
CI 010B 07									0.500	12.70	2.50	0.044	0.155	3.94	E	J	L
CI 010B 08									0.563	14.30	2.20	0.039	0.172	4.37	E	J	L
CI 010B 09									0.625	15.88	1.80	0.032	0.205	5.21	E	J	L
CI 010B 10									0.688	17.45	1.70	0.030	0.226	5.74	E	J	L
CI 010B 11									0.750	19.05	1.60	0.029	0.238	6.05	E	J	L
CI 010B 12									0.875	22.23	1.45	0.026	0.256	6.50	E	J	L
CI 010B 13									**SEE NOTE ON PAGE 5 UNDER FINISH								1.000
CI 012B 01	.088	2.24	.094	2.38	.012	.30	1.400	.635	0.125	3.18	26.00	0.464	0.069	1.75	E	J	L
CI 012B 02									0.188	4.78	15.00	0.267	0.093	2.36	E	J	L
CI 012B 03									0.250	6.35	11.00	0.196	0.114	2.90	E	J	L
CI 012B 04									0.313	7.95	8.50	0.152	0.138	3.50	E	J	L
CI 012B 05									0.375	9.53	6.70	0.120	0.162	4.11	E	J	L
CI 012B 06									0.438	11.13	5.80	0.103	0.183	4.65	E	J	L
CI 012B 07									0.500	12.70	5.00	0.089	0.204	5.18	E	J	L
CI 012B 08									0.563	14.30	4.50	0.080	0.226	5.74	E	J	L
CI 012B 09									0.625	15.88	3.90	0.070	0.250	6.35	E	J	L
CI 012B 10									0.750	19.05	3.00	0.054	0.315	8.00	E	J	L
CI 012B 11									0.875	22.23	2.80	0.049	0.355	9.02	E	J	L
CI 012B 12									1.000	25.40	2.40	0.043	0.403	10.23	E	J	L
CI 008BC 01	.094	2.39	.109	2.77	.008	.20	.407	.185	0.125	3.18	4.80	0.086	0.040	1.02	E	J	L
CI 008BC 02									0.188	4.78	2.95	0.053	0.050	1.27	E	J	L
CI 008BC 03									0.250	6.35	2.14	0.038	0.060	1.53	E	J	L
CI 008BC 04									0.313	7.95	1.68	0.030	0.070	1.78	E	J	L
CI 008BC 05									0.375	9.53	1.38	0.025	0.080	2.03	E	J	L
CI 008BC 06									0.438	11.13	1.17	0.021	0.090	2.29	E	J	L
CI 008BC 07									0.500	12.70	1.02	0.018	0.100	2.54	E	J	L
CI 008BC 08									0.563	14.30	0.90	0.016	0.110	2.79	E	J	L
CI 008BC 09									0.625	15.88	0.81	0.014	0.120	3.05	E	J	L



SPECIAL INSTRUCTIONS FOR COMPRESSION SERIES

STOCK NUMBERS: Add "M" to end of Stock Number for Music Wire; "S" for Type 302 Stainless; "S316" for Type 316 Stainless.
PRICING: See Inside Back Cover for up to 199 pricing. To price or order up to 1000 pcs., visit leespring.com; 1000+ pcs. contact Lee Spring.
CALCULATIONS: Spring Rate and Load at Solid Hgt. are for Music Wire. For Type 302 or Type 316 Stainless, multiply figures shown by 5/6 (.833).
 *Note: Type 302 may be substituted with Type 304 at Lee Spring's discretion.

COMPRESSION SPRINGS: INSTRUMENT SERIES (INCH)

ENDS NOT GROUND • Music Wire (Plated**), 302 Stainless Steel* (Passivated),
or 316 Stainless Steel (Passivated Ultrasonically Cleaned)

COMPRESSION SPRINGS

LEE STOCK NUMBER	OUTSIDE DIAMETER		TO WORK IN HOLE DIAMETER		WIRE DIAMETER		APPROX. LOAD AT SOLID HGT.		FREE LENGTH		SPRING RATE		SOLID HEIGHT		PRICE GROUP			
	IN.	MM	IN.	MM	IN.	MM	LB.	KG	IN.	MM	LB/IN.	KG/MM	IN.	MM	Music Wire	302 Stainless*	316 Stainless	
CI 010BC 01									0.125	3.18	11.95	0.213	0.053	1.34	E	J	L	
CI 010BC 02									0.188	4.78	7.19	0.128	0.067	1.71	E	J	L	
CI 010BC 03									0.250	6.35	5.16	0.092	0.081	2.07	E	J	L	
CI 010BC 04									0.313	7.95	4.05	0.072	0.095	2.42	E	J	L	
CI 010BC 05	.094	2.39	.109	2.77	.010	.25	.864	.392	0.375	9.53	3.35	0.060	0.109	2.76	E	J	L	
CI 010BC 06									0.438	11.13	2.86	0.051	0.122	3.10	E	J	L	
CI 010BC 07									0.500	12.70	2.51	0.045	0.135	3.43	E	J	L	
CI 010BC 08									0.563	14.30	2.21	0.039	0.149	3.78	E	J	L	
CI 010BC 09			**SEE NOTE ON PAGE 5 UNDER FINISH							0.625	15.88	1.98	0.035	0.163	4.13	E	J	L
CI 012BC 01									0.125	3.18	25.28	0.451	0.065	1.64	E	J	L	
CI 012BC 02									0.188	4.78	14.80	0.264	0.084	2.14	E	J	L	
CI 012BC 03									0.250	6.35	10.61	0.189	0.103	2.63	E	J	L	
CI 012BC 04									0.313	7.95	8.20	0.146	0.123	3.12	E	J	L	
CI 012BC 05									0.375	9.53	6.70	0.120	0.142	3.61	E	J	L	
CI 012BC 06									0.438	11.13	5.65	0.101	0.162	4.11	E	J	L	
CI 012BC 07	.094	2.39	.109	2.77	.012	.30	1.526	.692	0.500	12.70	4.89	0.087	0.181	4.59	E	J	L	
CI 012BC 08									0.563	14.30	4.31	0.077	0.200	5.09	E	J	L	
CI 012BC 09									0.625	15.88	3.86	0.069	0.220	5.58	E	J	L	
CI 012BC 10									0.688	17.48	3.48	0.062	0.239	6.07	E	J	L	
CI 012BC 11									0.750	19.05	3.14	0.056	0.261	6.63	E	J	L	
CI 012BC 12									0.875	22.23	2.67	0.048	0.300	7.63	E	J	L	
CI 012BC 13			**SEE NOTE ON PAGE 5 UNDER FINISH							1.000	25.40	2.33	0.042	0.339	8.62	E	J	L
CI 008C 01									0.250	6.35	1.91	0.034	0.055	1.40	E	J	L	
CI 008C 02									0.313	7.95	1.49	0.027	0.064	1.62	E	J	L	
CI 008C 03									0.375	9.53	1.23	0.022	0.072	1.83	E	J	L	
CI 008C 04									0.438	11.13	1.04	0.019	0.081	2.05	E	J	L	
CI 008C 05	.102	2.59	.109	2.77	.008	.20	.372	.169	0.500	12.70	0.91	0.016	0.089	2.27	E	J	L	
CI 008C 06									0.563	14.30	0.80	0.014	0.098	2.49	E	J	L	
CI 008C 07									0.625	15.88	0.72	0.013	0.106	2.70	E	J	L	
CI 008C 08									0.750	19.05	0.59	0.011	0.124	3.14	E	J	L	
CI 008C 09			**SEE NOTE ON PAGE 5 UNDER FINISH							0.875	22.23	0.51	0.009	0.141	3.57	E	J	L
CI 008C 10									1.000	25.40	0.44	0.008	0.158	4.01	E	J	L	
CI 010C 01									0.250	6.35	4.10	0.073	0.080	2.02	E	J	L	
CI 010C 02									0.313	7.95	3.20	0.057	0.094	2.38	E	J	L	
CI 010C 03									0.375	9.53	2.60	0.046	0.107	2.73	E	J	L	
CI 010C 04									0.438	11.13	2.20	0.039	0.121	3.08	E	J	L	
CI 010C 05	.102	2.59	.109	2.77	.010	.25	.700	.320	0.500	12.70	1.90	0.034	0.135	3.43	E	J	L	
CI 010C 06									0.563	14.30	1.70	0.030	0.149	3.78	E	J	L	
CI 010C 07									0.625	15.88	1.50	0.027	0.163	4.13	E	J	L	
CI 010C 08									0.750	19.05	1.20	0.022	0.190	4.84	E	J	L	
CI 010C 09									0.875	22.23	1.10	0.019	0.218	5.54	E	J	L	
CI 010C 10			**SEE NOTE ON PAGE 5 UNDER FINISH							1.000	25.40	0.90	0.016	0.246	6.24	E	J	L

SPECIAL INSTRUCTIONS FOR COMPRESSION SERIES

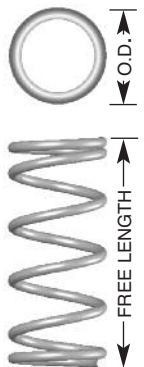
STOCK NUMBERS: Add "M" to end of Stock Number for Music Wire; "S" for Type 302 Stainless; "S316" for Type 316 Stainless.
PRICING: See Inside Back Cover for up to 199 pricing. To price or order up to 1000 pcs., visit leespring.com; 1000+ pcs. contact Lee Spring.
CALCULATIONS: Spring Rate and Load at Solid Hgt. are for Music Wire. For Type 302 or Type 316 Stainless, multiply figures shown by 5/6 (.833).
 *Note: Type 302 may be substituted with Type 304 at Lee Spring's discretion.

COMPRESSION SPRINGS: INSTRUMENT SERIES (INCH)

ENDS NOT GROUND • Music Wire (Plated**), 302 Stainless Steel* (Passivated),
or 316 Stainless Steel (Passivated Ultrasonically Cleaned)

LEE STOCK NUMBER	OUTSIDE DIAMETER		TO WORK IN HOLE DIAMETER		WIRE DIAMETER		APPROX. LOAD AT SOLID HGT.		FREE LENGTH		SPRING RATE		SOLID HEIGHT		PRICE GROUP		
	IN.	MM	IN.	MM	IN.	MM	LB.	KG	IN.	MM	LB./IN.	KG/MM	IN.	MM	Music Wire	302 Stainless*	316 Stainless
															M	S	S316
CI 011C 01	.102	2.59	.109	2.77	.011	.28	1.000	.453	0.250	6.35	6.10	0.109	0.088	2.23	E	J	L
CI 011C 02									0.313	7.95	4.70	0.084	0.104	2.63	E	J	L
CI 011C 03									0.375	9.53	3.90	0.069	0.119	3.03	E	J	L
CI 011C 04									0.438	11.13	3.30	0.058	0.135	3.43	E	J	L
CI 011C 05									0.500	12.70	2.80	0.050	0.150	3.82	E	J	L
CI 011C 06									0.563	14.30	2.50	0.044	0.166	4.22	E	J	L
CI 011C 07									0.625	15.88	2.20	0.040	0.182	4.61	E	J	L
CI 011C 08									0.750	19.05	1.80	0.033	0.213	5.41	E	J	L
CI 011C 09									0.875	22.23	1.60	0.028	0.244	6.20	E	J	L
CI 011C 10									1.000	25.40	1.40	0.024	0.275	7.00	E	J	L
**SEE NOTE ON PAGE 5 UNDER FINISH																	
CI 012C 01	.102	2.59	.109	2.77	.012	.30	1.250	.570	0.250	6.35	8.50	0.152	0.101	2.57	E	J	L
CI 012C 02									0.313	7.95	6.30	0.113	0.120	3.05	E	J	L
CI 012C 03									0.375	9.53	5.20	0.093	0.139	3.53	E	J	L
CI 012C 04									0.438	11.13	4.40	0.078	0.158	4.01	E	J	L
CI 012C 05									0.500	12.70	3.80	0.068	0.176	4.48	E	J	L
CI 012C 06									0.563	14.30	3.30	0.060	0.195	4.96	E	J	L
CI 012C 07									0.625	15.88	3.00	0.053	0.214	5.43	E	J	L
CI 012C 08									0.750	19.05	2.50	0.044	0.251	6.38	E	J	L
CI 012C 09									0.875	22.23	2.10	0.037	0.289	7.34	E	J	L
CI 012C 10									1.000	25.40	1.80	0.033	0.326	8.29	E	J	L
**SEE NOTE ON PAGE 5 UNDER FINISH																	
CI 010D 01	.120	3.05	.125	3.18	.010	.25	.600	.270	0.250	6.35	3.20	0.058	0.067	1.70	E	J	L
CI 010D 02									0.313	7.95	2.50	0.045	0.077	1.96	E	J	L
CI 010D 03									0.375	9.53	2.10	0.037	0.087	2.22	E	J	L
CI 010D 04									0.438	11.13	1.70	0.031	0.098	2.48	E	J	L
CI 010D 05									0.500	12.70	1.50	0.027	0.108	2.74	E	J	L
CI 010D 06									0.563	14.30	1.30	0.024	0.118	3.00	E	J	L
CI 010D 07									0.625	15.88	1.20	0.021	0.128	3.26	E	J	L
CI 010D 08									0.750	19.05	1.00	0.018	0.149	3.77	E	J	L
CI 010D 09									0.875	22.23	0.80	0.015	0.169	4.29	E	J	L
CI 010D 10									1.000	25.40	0.70	0.013	0.189	4.81	E	J	L
CI 010D 11									1.125	28.58	0.65	0.012	0.209	5.32	E	J	L
CI 010D 12									1.250	31.75	0.58	0.010	0.231	5.87	E	J	L
CI 010D 13									1.500	38.10	0.48	0.009	0.273	6.93	E	J	L
**SEE NOTE ON PAGE 5 UNDER FINISH																	
CI 011D 01	.120	3.05	.125	3.18	.011	.28	.850	.385	0.250	6.35	4.80	0.085	0.074	1.88	E	J	L
CI 011D 02									0.313	7.95	3.70	0.066	0.086	2.17	E	J	L
CI 011D 03									0.375	9.53	3.00	0.054	0.097	2.47	E	J	L
CI 011D 04									0.438	11.13	2.60	0.046	0.109	2.76	E	J	L
CI 011D 05									0.500	12.70	2.20	0.040	0.120	3.05	E	J	L
CI 011D 06									0.563	14.30	2.00	0.035	0.132	3.35	E	J	L
CI 011D 07									0.625	15.88	1.80	0.031	0.143	3.64	E	J	L
CI 011D 08									0.750	19.05	1.40	0.026	0.167	4.23	E	J	L
CI 011D 09									0.875	22.23	1.20	0.022	0.190	4.82	E	J	L
CI 011D 10									1.000	25.40	1.10	0.019	0.213	5.41	E	J	L
**SEE NOTE ON PAGE 5 UNDER FINISH																	

COMPRESSION SPRINGS



SPECIAL INSTRUCTIONS FOR COMPRESSION SERIES

STOCK NUMBERS: Add "M" to end of Stock Number for Music Wire; "S" for Type 302 Stainless; "S316" for Type 316 Stainless.

PRICING: See Inside Back Cover for up to 199 pricing. To price or order up to 1000 pcs., visit leespring.com; 1000+ pcs. contact Lee Spring.

CALCULATIONS: Spring Rate and Load at Solid Hgt. are for Music Wire. For Type 302 or Type 316 Stainless, multiply figures shown by 5/6 (.833).

*Note: Type 302 may be substituted with Type 304 at Lee Spring's discretion.

COMPRESSION SPRINGS: INSTRUMENT SERIES (INCH)

ENDS NOT GROUND • Music Wire (Plated**), 302 Stainless Steel* (Passivated),
or 316 Stainless Steel (Passivated Ultrasonically Cleaned)

COMPRESSION SPRINGS

LEE STOCK NUMBER	OUTSIDE DIAMETER		TO WORK IN HOLE DIAMETER		WIRE DIAMETER		APPROX. LOAD AT SOLID HGT.		FREE LENGTH		SPRING RATE		SOLID HEIGHT		PRICE GROUP		
	IN.	MM	IN.	MM	IN.	MM	LB.	KG	IN.	MM	LB/IN.	KG/MM	IN.	MM	Music Wire	302 Stainless*	316 Stainless
CI 012D 01	.120	3.05	.125	3.18	.012	.30	1.100	.500	0.250	6.35	6.50	0.117	0.084	2.13	E	J	L
CI 012D 02									0.313	7.95	5.10	0.090	0.097	2.48	E	J	L
CI 012D 03									0.375	9.53	4.10	0.074	0.111	2.82	E	J	L
CI 012D 04									0.438	11.13	3.50	0.062	0.125	3.17	E	J	L
CI 012D 05									0.500	12.70	3.00	0.054	0.138	3.51	E	J	L
CI 012D 06									0.563	14.30	2.70	0.047	0.152	3.86	E	J	L
CI 012D 07									0.625	15.88	2.40	0.042	0.165	4.20	E	J	L
CI 012D 7A									0.688	17.48	2.10	0.038	0.182	4.63	E	J	L
CI 012D 08									0.750	19.05	2.00	0.035	0.193	4.90	E	J	L
CI 012D 8A									0.813	20.65	1.80	0.032	0.207	5.25	E	J	L
CI 012D 09									0.875	22.23	1.70	0.030	0.220	5.59	E	J	L
CI 012D 9A									0.938	23.83	1.50	0.027	0.241	6.11	E	J	L
CI 012D 10									1.000	25.40	1.50	0.026	0.247	6.28	E	J	L
CI 012D 11	**SEE NOTE ON PAGE 5 UNDER FINISH		1.125	28.58	1.30	0.023	0.272	6.90	E	J	L						
CI 012D 12	1.250	31.75	1.20	0.021	0.291	7.40	E	J	L								
CI 012D 13	1.500	38.10	1.00	0.018	0.342	8.69	E	J	L								
CI 010DE 01	.156	3.96	.172	4.37	.010	.25	.436	.198	0.250	6.35	2.20	0.039	0.052	1.32	E	J	L
CI 010DE 02									0.313	7.95	1.71	0.031	0.058	1.48	E	J	L
CI 010DE 03									0.375	9.53	1.40	0.025	0.064	1.63	E	J	L
CI 010DE 04									0.438	11.13	1.19	0.021	0.071	1.79	E	J	L
CI 010DE 05									0.500	12.70	1.03	0.018	0.077	1.95	E	J	L
CI 010DE 06									0.563	14.30	0.91	0.016	0.083	2.11	E	J	L
CI 010DE 07									0.625	15.88	0.81	0.014	0.089	2.27	E	J	L
CI 010DE 08									0.750	19.05	0.67	0.012	0.102	2.58	E	J	L
CI 010DE 09									0.875	22.23	0.57	0.010	0.114	2.90	E	J	L
CI 010DE 10									**SEE NOTE ON PAGE 5 UNDER FINISH		1.000	25.40	0.50	0.009	0.127	3.21	E
CI 011DE 01	.156	3.96	.172	4.37	.011	.28	.583	.265	0.250	6.35	3.08	0.055	0.061	1.54	E	J	L
CI 011DE 02									0.313	7.95	2.39	0.043	0.068	1.73	E	J	L
CI 011DE 03									0.375	9.53	1.95	0.035	0.076	1.93	E	J	L
CI 011DE 04									0.438	11.13	1.65	0.029	0.083	2.12	E	J	L
CI 011DE 05									0.500	12.70	1.43	0.026	0.091	2.31	E	J	L
CI 011DE 06									0.563	14.30	1.26	0.023	0.099	2.51	E	J	L
CI 011DE 07									0.625	15.88	1.13	0.020	0.106	2.70	E	J	L
CI 011DE 08									0.750	19.05	0.93	0.017	0.122	3.09	E	J	L
CI 011DE 09									0.875	22.23	0.79	0.014	0.137	3.48	E	J	L
CI 011DE 10									**SEE NOTE ON PAGE 5 UNDER FINISH		1.000	25.40	0.69	0.012	0.152	3.86	E
CI 012DE 01	.156	3.96	.172	4.37	.012	.30	.764	.346	0.250	6.35	4.15	0.074	0.066	1.68	E	J	L
CI 012DE 02									0.313	7.95	3.21	0.057	0.075	1.90	E	J	L
CI 012DE 03									0.375	9.53	2.62	0.047	0.084	2.13	E	J	L
CI 012DE 04									0.438	11.13	2.21	0.039	0.093	2.35	E	J	L
CI 012DE 05									0.500	12.70	1.92	0.034	0.101	2.57	E	J	L
CI 012DE 06									0.563	14.30	1.69	0.030	0.110	2.80	E	J	L
CI 012DE 07									0.625	15.88	1.51	0.027	0.119	3.02	E	J	L
CI 012DE 08									0.750	19.05	1.24	0.022	0.136	3.46	E	J	L
CI 012DE 09									0.875	22.23	1.06	0.019	0.154	3.91	E	J	L
CI 012DE 10									**SEE NOTE ON PAGE 5 UNDER FINISH		1.000	25.40	0.92	0.016	0.172	4.36	E

SPECIAL INSTRUCTIONS FOR COMPRESSION SERIES


STOCK NUMBERS: Add "M" to end of Stock Number for Music Wire; "S" for Type 302 Stainless; "S316" for Type 316 Stainless.
PRICING: See Inside Back Cover for up to 199 pricing. To price or order up to 1000 pcs., visit leespring.com; 1000+ pcs. contact Lee Spring.
CALCULATIONS: Spring Rate and Load at Solid Hgt. are for Music Wire. For Type 302 or Type 316 Stainless, multiply figures shown by 5/6 (.833).
 *Note: Type 302 may be substituted with Type 304 at Lee Spring's discretion.

COMPRESSION SPRINGS: INSTRUMENT SERIES (INCH)

ENDS NOT GROUND • Music Wire (Plated**), 302 Stainless Steel* (Passivated), or 316 Stainless Steel (Passivated Ultrasonically Cleaned)

LEE STOCK NUMBER	OUTSIDE DIAMETER		TO WORK IN HOLE DIAMETER		WIRE DIAMETER		APPROX. LOAD AT SOLID HGT.		FREE LENGTH		SPRING RATE		SOLID HEIGHT		PRICE GROUP		
	IN.	MM	IN.	MM	IN.	MM	LB.	KG	IN.	MM	LB/IN.	KG/MM	IN.	MM	Music Wire	302 Stainless*	316 Stainless
															M	S	S316
CI 013DE 01	.156	3.96	.172	4.37	.013	.33	.968	.439	0.250	6.35	5.49	0.098	0.074	1.87	E	J	L
CI 013DE 02									0.375	9.53	3.45	0.062	0.094	2.39	E	J	L
CI 013DE 03									0.500	12.70	2.51	0.045	0.115	2.92	E	J	L
CI 013DE 04									0.625	15.88	1.98	0.035	0.135	3.44	E	J	L
CI 013DE 05									0.750	19.05	1.63	0.029	0.156	3.96	E	J	L
CI 013DE 06									1.000	25.40	1.21	0.022	0.197	5.00	E	J	L
**SEE NOTE ON PAGE 5 UNDER FINISH																	
CI 010E 01	.180	4.57	.188	4.78	.010	.25	.402	.182	0.250	6.35	1.97	0.035	0.046	1.16	E	J	L
CI 010E 02									0.313	7.95	1.53	0.027	0.050	1.27	E	J	L
CI 010E 03									0.375	9.53	1.26	0.022	0.054	1.38	E	J	L
CI 010E 04									0.438	11.13	1.06	0.019	0.059	1.49	E	J	L
CI 010E 05									0.500	12.70	0.92	0.016	0.063	1.60	E	J	L
CI 010E 06									0.563	14.30	0.81	0.015	0.068	1.72	E	J	L
CI 010E 07									0.625	15.88	0.73	0.013	0.072	1.83	E	J	L
CI 010E 08									0.750	19.05	0.60	0.011	0.081	2.05	E	J	L
CI 010E 09									0.875	22.23	0.51	0.009	0.090	2.28	E	J	L
CI 010E 10									1.000	25.40	0.45	0.008	0.098	2.50	E	J	L
CI 010E 11									1.250	31.75	0.36	0.006	0.116	2.95	E	J	L
CI 010E 12									1.500	38.10	0.29	0.005	0.134	3.40	E	J	L
**SEE NOTE ON PAGE 5 UNDER FINISH																	
CI 012E 01	.180	4.57	.188	4.78	.012	.30	.690	.313	0.250	6.35	3.60	0.064	0.060	1.51	E	J	L
CI 012E 02									0.313	7.95	2.80	0.050	0.066	1.68	E	J	L
CI 012E 03									0.375	9.53	2.30	0.041	0.073	1.85	E	J	L
CI 012E 04									0.438	11.13	1.90	0.034	0.079	2.02	E	J	L
CI 012E 05									0.500	12.70	1.70	0.030	0.086	2.18	E	J	L
CI 012E 06									0.563	14.30	1.50	0.026	0.092	2.35	E	J	L
CI 012E 07									0.625	15.88	1.30	0.023	0.099	2.52	E	J	L
CI 012E 08									0.750	19.05	1.10	0.019	0.112	2.85	E	J	L
CI 012E 09									0.875	22.23	0.90	0.016	0.125	3.18	E	J	L
CI 012E 10									1.000	25.40	0.80	0.014	0.139	3.52	E	J	L
CI 012E 11									1.250	31.75	0.60	0.011	0.165	4.19	E	J	L
CI 012E 12									1.500	38.10	0.50	0.009	0.191	4.86	E	J	L
**SEE NOTE ON PAGE 5 UNDER FINISH																	
CI 013E 01	.180	4.57	.188	4.78	.013	.33	.850	.385	0.250	6.35	4.60	0.082	0.067	1.70	E	J	L
CI 013E 02									0.313	7.95	3.50	0.063	0.075	1.90	E	J	L
CI 013E 03									0.375	9.53	2.90	0.051	0.083	2.10	E	J	L
CI 013E 04									0.438	11.13	2.40	0.043	0.091	2.31	E	J	L
CI 013E 05									0.500	12.70	2.10	0.038	0.099	2.51	E	J	L
CI 013E 06									0.563	14.30	1.90	0.033	0.107	2.71	E	J	L
CI 013E 07									0.625	15.88	1.70	0.030	0.115	2.91	E	J	L
CI 013E 08									0.750	19.05	1.40	0.024	0.130	3.31	E	J	L
CI 013E 09									0.875	22.23	1.20	0.021	0.146	3.72	E	J	L
CI 013E 10									1.000	25.40	1.00	0.018	0.162	4.12	E	J	L
CI 013E 11									1.250	31.75	0.80	0.014	0.194	4.93	E	J	L
CI 013E 12									1.500	38.10	0.70	0.012	0.226	5.73	E	J	L
**SEE NOTE ON PAGE 5 UNDER FINISH																	

COMPRESSION SPRINGS



SPECIAL INSTRUCTIONS FOR COMPRESSION SERIES

STOCK NUMBERS: Add "M" to end of Stock Number for Music Wire; "S" for Type 302 Stainless; "S316" for Type 316 Stainless.

PRICING: See Inside Back Cover for up to 199 pricing. To price or order up to 1000 pcs., visit leespring.com; 1000+ pcs. contact Lee Spring.

CALCULATIONS: Spring Rate and Load at Solid Hgt. are for Music Wire. For Type 302 or Type 316 Stainless, multiply figures shown by 5/6 (.833).

*Note: Type 302 may be substituted with Type 304 at Lee Spring's discretion.

COMPRESSION SPRINGS: INSTRUMENT SERIES (INCH)

ENDS NOT GROUND • Music Wire (Plated**), 302 Stainless Steel* (Passivated),
or 316 Stainless Steel (Passivated Ultrasonically Cleaned)

COMPRESSION SPRINGS

LEE STOCK NUMBER	OUTSIDE DIAMETER		TO WORK IN HOLE DIAMETER		WIRE DIAMETER		APPROX. LOAD AT SOLID HGT.		FREE LENGTH		SPRING RATE		SOLID HEIGHT		PRICE GROUP		
	IN.	MM	IN.	MM	IN.	MM	LB.	KG	IN.	MM	LB/IN.	KG/MM	IN.	MM	Music Wire	302 Stainless*	316 Stainless
CI 010EF 01	.188	4.78	.203	5.16	.010	.25	.330	.150	0.250	6.35	1.623	0.029	0.046	1.18	E	J	L
CI 010EF 02									0.313	7.95	1.262	0.023	0.051	1.30	E	J	L
CI 010EF 03									0.375	9.53	1.035	0.018	0.056	1.41	E	J	L
CI 010EF 04									0.438	11.13	0.875	0.016	0.060	1.53	E	J	L
CI 010EF 05									0.500	12.70	0.760	0.014	0.065	1.65	E	J	L
CI 010EF 06									0.563	14.30	0.670	0.012	0.070	1.77	E	J	L
CI 010EF 07									0.625	15.88	0.600	0.011	0.074	1.89	E	J	L
CI 010EF 08									0.750	19.05	0.496	0.009	0.084	2.12	E	J	L
CI 010EF 09									0.875	22.23	0.423	0.008	0.093	2.36	E	J	L
CI 010EF 10									1.000	25.40	0.368	0.007	0.102	2.60	E	J	L
CI 010EF 11									1.250	31.75	0.293	0.005	0.121	3.07	E	J	L
CI 010EF 12									1.375	34.93	0.265	0.005	0.130	3.31	E	J	L
CI 010EF 13									1.500	38.10	0.243	0.004	0.139	3.54	E	J	L
CI 010EF 14									1.750	44.45	0.208	0.004	0.158	4.02	E	J	L
CI 011EF 01	.188	4.78	.203	5.16	.011	.28	.363	.165	0.250	6.35	1.873	0.033	0.056	1.43	E	J	L
CI 011EF 02									0.313	7.95	1.453	0.026	0.063	1.60	E	J	L
CI 011EF 03									0.375	9.53	1.193	0.021	0.070	1.77	E	J	L
CI 011EF 04									0.438	11.13	1.007	0.018	0.076	1.94	E	J	L
CI 011EF 05									0.500	12.70	0.875	0.016	0.083	2.10	E	J	L
CI 011EF 06									0.563	14.30	0.771	0.014	0.090	2.27	E	J	L
CI 011EF 07									0.625	15.88	0.691	0.012	0.096	2.44	E	J	L
CI 011EF 08									0.750	19.05	0.571	0.010	0.109	2.78	E	J	L
CI 011EF 09									0.875	22.23	0.486	0.009	0.123	3.11	E	J	L
CI 011EF 10									1.000	25.40	0.424	0.008	0.136	3.45	E	J	L
CI 011EF 11									1.250	31.75	0.337	0.006	0.162	4.12	E	J	L
CI 011EF 12									1.375	34.93	0.305	0.005	0.176	4.46	E	J	L
CI 011EF 13									1.500	38.10	0.279	0.005	0.189	4.80	E	J	L
CI 011EF 14									1.750	44.45	0.239	0.004	0.215	5.47	E	J	L
CI 012EF 01	.188	4.78	.203	5.16	.012	.30	.372	.169	0.250	6.35	1.97	0.035	0.073	1.86	E	J	L
CI 012EF 02									0.313	7.95	1.61	0.029	0.081	2.07	E	J	L
CI 012EF 03									0.375	9.53	1.31	0.023	0.091	2.32	E	J	L
CI 012EF 04									0.438	11.13	1.11	0.020	0.101	2.57	E	J	L
CI 012EF 05									0.500	12.70	0.96	0.017	0.111	2.82	E	J	L
CI 012EF 06									0.563	14.30	0.85	0.015	0.121	3.08	E	J	L
CI 012EF 07									0.625	15.88	0.76	0.014	0.131	3.33	E	J	L
CI 012EF 08									0.750	19.05	0.62	0.011	0.151	3.84	E	J	L
CI 012EF 09									0.875	22.23	0.53	0.009	0.171	4.34	E	J	L
CI 012EF 10									1.000	25.40	0.46	0.008	0.191	4.85	E	J	L
CI 012EF 11									1.250	31.75	0.37	0.007	0.231	5.86	E	J	L
CI 012EF 12									1.375	34.93	0.33	0.006	0.251	6.37	E	J	L
CI 012EF 13									1.500	38.10	0.30	0.005	0.271	6.88	E	J	L
CI 012EF 14									1.750	44.45	0.26	0.005	0.311	7.89	E	J	L

**SEE NOTE ON PAGE 5 UNDER FINISH

**SEE NOTE ON PAGE 5 UNDER FINISH

**SEE NOTE ON PAGE 5 UNDER FINISH

SPECIAL INSTRUCTIONS FOR COMPRESSION SERIES


STOCK NUMBERS: Add "M" to end of Stock Number for Music Wire; "S" for Type 302 Stainless; "S316" for Type 316 Stainless.
PRICING: See Inside Back Cover for up to 199 pricing. To price or order up to 1000 pcs., visit leespring.com; 1000+ pcs. contact Lee Spring.
CALCULATIONS: Spring Rate and Load at Solid Hgt. are for Music Wire. For Type 302 or Type 316 Stainless, multiply figures shown by 5/6 (.833).
 *Note: Type 302 may be substituted with Type 304 at Lee Spring's discretion.

COMPRESSION SPRINGS: INSTRUMENT SERIES (INCH)

ENDS NOT GROUND • Music Wire (Plated**), 302 Stainless Steel* (Passivated), or 316 Stainless Steel (Passivated Ultrasonically Cleaned)

LEE STOCK NUMBER	OUTSIDE DIAMETER		TO WORK IN HOLE DIAMETER		WIRE DIAMETER		APPROX. LOAD AT SOLID HGT.		FREE LENGTH		SPRING RATE		SOLID HEIGHT		PRICE GROUP									
	IN.	MM	IN.	MM	IN.	MM	LB.	KG	IN.	MM	LB./IN.	KG/MM	IN.	MM	Music Wire	302 Stainless*	316 Stainless							
															M	S	S316							
CI 013EF 01	.188	4.78	.203	5.16	.013	.33	.916	.415	0.250	6.35	4.87	0.087	0.062	1.58	E	J	L							
CI 013EF 02									0.313	7.95	3.75	0.067	0.069	1.75	E	J	L							
CI 013EF 03									0.375	9.53	3.06	0.055	0.075	1.91	E	J	L							
CI 013EF 04									0.438	11.13	2.58	0.046	0.082	2.08	E	J	L							
CI 013EF 05									0.500	12.70	2.23	0.040	0.088	2.24	E	J	L							
CI 013EF 06									0.563	14.30	1.96	0.035	0.095	2.41	E	J	L							
CI 013EF 07									0.625	15.88	1.75	0.031	0.101	2.57	E	J	L							
CI 013EF 08									0.750	19.05	1.45	0.026	0.114	2.90	E	J	L							
CI 013EF 09									0.875	22.23	1.23	0.022	0.127	3.23	E	J	L							
CI 013EF 10									1.000	25.40	1.07	0.019	0.140	3.56	E	J	L							
CI 013EF 11									**SEE NOTE ON PAGE 5 UNDER FINISH							1.250	31.75	0.85	0.015	0.166	4.22	E	J	L
CI 013EF 12									**SEE NOTE ON PAGE 5 UNDER FINISH							1.375	34.93	0.77	0.014	0.179	4.55	E	J	L
CI 010EG 01	.218	5.54	.234	5.94	.010	.25	.245	.111	0.250	6.35	1.189	0.021	0.044	1.12	E	J	L							
CI 010EG 02									0.313	7.95	0.924	0.017	0.048	1.22	E	J	L							
CI 010EG 03									0.375	9.53	0.758	0.014	0.052	1.32	E	J	L							
CI 010EG 04									0.438	11.13	0.641	0.011	0.056	1.42	E	J	L							
CI 010EG 05									0.500	12.70	0.556	0.010	0.060	1.52	E	J	L							
CI 010EG 06									0.563	14.30	0.491	0.009	0.064	1.62	E	J	L							
CI 010EG 07									0.625	15.88	0.439	0.008	0.068	1.73	E	J	L							
CI 010EG 08									0.750	19.05	0.363	0.006	0.076	1.93	E	J	L							
CI 010EG 09									0.875	22.23	0.309	0.006	0.084	2.13	E	J	L							
CI 010EG 10									1.000	25.40	0.270	0.005	0.092	2.33	E	J	L							
CI 010EG 11									1.250	31.75	0.214	0.004	0.108	2.74	E	J	L							
CI 010EG 12									**SEE NOTE ON PAGE 5 UNDER FINISH							1.500	38.10	0.178	0.003	0.124	3.14	E	J	L
CI 010EG 13									**SEE NOTE ON PAGE 5 UNDER FINISH							1.750	44.45	0.152	0.003	0.140	3.55	E	J	L
CI 011EG 01	.218	5.54	.234	5.94	.011	.28	.314	.142	0.250	6.35	1.573	0.028	0.050	1.28	E	J	L							
CI 011EG 02									0.313	7.95	1.217	0.022	0.055	1.41	E	J	L							
CI 011EG 03									0.375	9.53	1.004	0.018	0.060	1.53	E	J	L							
CI 011EG 04									0.438	11.13	0.846	0.015	0.065	1.66	E	J	L							
CI 011EG 05									0.500	12.70	0.734	0.013	0.070	1.78	E	J	L							
CI 011EG 06									0.563	14.30	0.649	0.012	0.075	1.90	E	J	L							
CI 011EG 07									0.625	15.88	0.581	0.010	0.080	2.03	E	J	L							
CI 011EG 08									0.750	19.05	0.480	0.009	0.090	2.28	E	J	L							
CI 011EG 09									0.875	22.23	0.409	0.007	0.100	2.53	E	J	L							
CI 011EG 10									1.000	25.40	0.356	0.006	0.109	2.78	E	J	L							
CI 011EG 11									1.250	31.75	0.283	0.005	0.129	3.28	E	J	L							
CI 011EG 12									**SEE NOTE ON PAGE 5 UNDER FINISH							1.500	38.10	0.235	0.004	0.149	3.78	E	J	L
CI 011EG 13									**SEE NOTE ON PAGE 5 UNDER FINISH							1.750	44.45	0.201	0.004	0.169	4.28	E	J	L

COMPRESSION SPRINGS



SPECIAL INSTRUCTIONS FOR COMPRESSION SERIES

STOCK NUMBERS: Add "M" to end of Stock Number for Music Wire; "S" for Type 302 Stainless; "S316" for Type 316 Stainless.

PRICING: See Inside Back Cover for up to 199 pricing. To price or order up to 1000 pcs., visit leespring.com; 1000+ pcs. contact Lee Spring.

CALCULATIONS: Spring Rate and Load at Solid Hgt. are for Music Wire. For Type 302 or Type 316 Stainless, multiply figures shown by 5/6 (.833).

*Note: Type 302 may be substituted with Type 304 at Lee Spring's discretion.

COMPRESSION SPRINGS: INSTRUMENT SERIES (INCH)

ENDS NOT GROUND • Music Wire (Plated**), 302 Stainless Steel* (Passivated),
or 316 Stainless Steel (Passivated Ultrasonically Cleaned)

COMPRESSION SPRINGS

LEE STOCK NUMBER	OUTSIDE DIAMETER		TO WORK IN HOLE DIAMETER		WIRE DIAMETER		APPROX. LOAD AT SOLID HGT.		FREE LENGTH		SPRING RATE		SOLID HEIGHT		PRICE GROUP		
	IN.	MM	IN.	MM	IN.	MM	LB.	KG	IN.	MM	LB/IN.	KG/MM	IN.	MM	Music Wire	302 Stainless*	316 Stainless
CI 012EG 01									0.250	6.35	2.81	0.050	0.051	1.30	E	J	L
CI 012EG 02									0.313	7.95	2.17	0.039	0.056	1.41	E	J	L
CI 012EG 03									0.375	9.53	1.77	0.032	0.060	1.53	E	J	L
CI 012EG 04									0.438	11.13	1.50	0.027	0.065	1.64	E	J	L
CI 012EG 05									0.500	12.70	1.30	0.023	0.069	1.75	E	J	L
CI 012EG 06	.218	5.54	.234	5.94	.012	.30	.559	.254	0.563	14.30	1.14	0.020	0.073	1.86	E	J	L
CI 012EG 07									0.625	15.88	1.02	0.018	0.078	1.98	E	J	L
CI 012EG 08									0.750	19.05	0.84	0.015	0.087	2.20	E	J	L
CI 012EG 09									0.875	22.23	0.72	0.013	0.096	2.43	E	J	L
CI 012EG 10									1.000	25.40	0.62	0.011	0.104	2.65	E	J	L
CI 012EG 11									1.250	31.75	0.50	0.009	0.122	3.10	E	J	L
CI 012EG 12									1.500	38.10	0.41	0.007	0.140	3.55	E	J	L
CI 012EG 13									1.750	44.45	0.35	0.006	0.158	4.00	E	J	L
**SEE NOTE ON PAGE 5 UNDER FINISH																	
CI 013EG 01									0.250	6.35	2.35	0.042	0.068	1.74	E	J	L
CI 013EG 02									0.313	7.95	1.81	0.032	0.077	1.95	E	J	L
CI 013EG 03									0.375	9.53	1.48	0.026	0.085	2.17	E	J	L
CI 013EG 04									0.438	11.13	1.24	0.022	0.094	2.38	E	J	L
CI 013EG 05									0.500	12.70	1.08	0.019	0.102	2.59	E	J	L
CI 013EG 06									0.563	14.30	0.95	0.017	0.110	2.81	E	J	L
CI 013EG 07	.218	5.54	.234	5.94	.013	.33	.427	.194	0.625	15.88	0.85	0.015	0.119	3.02	E	J	L
CI 013EG 08									0.750	19.05	0.70	0.012	0.136	3.44	E	J	L
CI 013EG 09									0.875	22.23	0.59	0.011	0.152	3.87	E	J	L
CI 013EG 10									1.000	25.40	0.52	0.009	0.169	4.30	E	J	L
CI 013EG 11									1.250	31.75	0.41	0.007	0.203	5.15	E	J	L
CI 013EG 12									1.500	38.10	0.34	0.006	0.236	6.00	E	J	L
CI 013EG 13									1.750	44.45	0.29	0.005	0.270	6.85	E	J	L
**SEE NOTE ON PAGE 5 UNDER FINISH																	

SPECIAL INSTRUCTIONS FOR COMPRESSION SERIES

STOCK NUMBERS: Add "M" to end of Stock Number for Music Wire; "S" for Type 302 Stainless; "S316" for Type 316 Stainless.

PRICING: See Inside Back Cover for up to 199 pricing. To price or order up to 1000 pcs., visit leespring.com; 1000+ pcs. contact Lee Spring.

CALCULATIONS: Spring Rate and Load at Solid Hgt. are for Music Wire. For Type 302 or Type 316 Stainless, multiply figures shown by 5/6 (.833).


*Note: Type 302 may be substituted with Type 304 at Lee Spring's discretion.

COMPRESSION SPRINGS: INSTRUMENT SERIES (METRIC)

ENDS NOT GROUND • Music Wire (Plated**) or Stainless Steel (Passivated)

LEE STOCK NUMBER	OUTSIDE DIAMETER		TO WORK IN HOLE DIAMETER		NOMINAL WIRE DIAMETER		TO WORK OVER ROD DIAMETER		APPROX. LOAD AT SOLID HGT.		NOMINAL FREE LENGTH		SPRING RATE		SOLID HEIGHT		PRICE GROUP	
	MM	IN.	MM	IN.	MM	IN.	MM	IN.	N	LB.	MM	IN.	N/MM	LB/IN.	MM	IN.	Music Wire	302 Stainless*
CIM010ZA 01†	.60	.024	.80	.031	.10	.004	.30	.012	.80	.180	1.00	0.039	2.37	13.50	0.650	0.026	N/A	M
CIM010ZA 02†											1.40	0.055	1.50	8.59	0.850	0.033	N/A	M
CIM010ZA 03†											2.00	0.079	0.97	5.56	1.150	0.045	N/A	M
CIM010ZA 04†											2.70	0.106	0.66	3.78	1.550	0.061	N/A	M
CIM010ZA 05†											3.90	0.154	0.45	2.55	2.150	0.085	N/A	M
**SEE NOTE ON PAGE 5 UNDER FINISH																		
CIM010ZB 01†	.73	.029	.90	.035	.10	.004	.40	.016	.62	.140	1.20	0.047	1.18	6.75	0.650	0.026	N/A	M
CIM010ZB 02†											1.70	0.067	0.75	4.30	0.850	0.033	N/A	M
CIM010ZB 03†											2.40	0.094	0.49	2.78	1.150	0.045	N/A	M
CIM010ZB 04†											3.40	0.134	0.33	1.89	1.550	0.061	N/A	M
CIM010ZB 05†											4.90	0.193	0.22	1.28	2.150	0.085	N/A	M
**SEE NOTE ON PAGE 5 UNDER FINISH																		
CIM012ZC 01†	.75	.030	.90	.035	.12	.005	.40	.016	1.05	.235	1.20	0.047	2.45	14.00	0.780	0.031	N/A	M
CIM012ZC 02†											1.70	0.067	1.56	8.91	1.020	0.040	N/A	M
CIM012ZC 03†											2.40	0.094	1.01	5.76	1.380	0.054	N/A	M
CIM012ZC 04†											3.40	0.134	0.69	3.92	1.860	0.073	N/A	M
CIM012ZC 05†											4.90	0.193	0.46	2.65	2.580	0.102	N/A	M
**SEE NOTE ON PAGE 5 UNDER FINISH																		
CIM010ZD 01†	.90	.035	1.10	.043	.10	.004	.50	.020	.49	.110	1.50	0.059	0.58	3.30	0.650	0.026	N/A	M
CIM010ZD 02†											2.20	0.087	0.37	2.10	0.850	0.033	N/A	M
CIM010ZD 03†											3.20	0.126	0.24	1.36	1.150	0.045	N/A	M
CIM010ZD 04†											4.60	0.181	0.16	0.92	1.550	0.061	N/A	M
CIM010ZD 05†											6.60	0.260	0.11	0.62	2.150	0.085	N/A	M
**SEE NOTE ON PAGE 5 UNDER FINISH																		
CIM012ZE 01†	.92	.036	1.10	.043	.12	.005	.50	.020	.85	.190	1.50	0.059	1.20	6.84	0.780	0.031	N/A	M
CIM012ZE 02†											2.10	0.083	0.76	4.35	1.020	0.040	N/A	M
CIM012ZE 03†											3.10	0.122	0.49	2.82	1.380	0.054	N/A	M
CIM012ZE 04†											4.40	0.173	0.34	1.91	1.860	0.073	N/A	M
CIM012ZE 05†											6.30	0.248	0.23	1.29	2.580	0.102	N/A	M
**SEE NOTE ON PAGE 5 UNDER FINISH																		
CIM016ZF 01†	.96	.038	1.20	.047	.16	.006	.40	.016	2.02	.455	1.60	0.063	3.78	21.61	1.040	0.041	N/A	J
CIM016ZF 02†											2.20	0.087	2.41	13.75	1.360	0.054	N/A	J
CIM016ZF 03†											3.10	0.122	1.56	8.90	1.840	0.072	N/A	J
CIM016ZF 04†											4.40	0.173	1.06	6.05	2.480	0.098	N/A	J
CIM016ZF 05†											6.20	0.244	0.72	4.09	3.440	0.135	N/A	J
**SEE NOTE ON PAGE 5 UNDER FINISH																		
CIM010ZG 01†	1.10	.043	1.40	.055	.10	.004	.70	.028	.39	.088	2.00	0.079	0.30	1.69	0.650	0.026	N/A	L
CIM010ZG 02†											2.90	0.114	0.19	1.07	0.850	0.033	N/A	L
CIM010ZG 03†											4.40	0.173	0.12	0.70	1.150	0.045	N/A	L
CIM010ZG 04†											6.30	0.248	0.08	0.47	1.550	0.061	N/A	L
CIM010ZG 05†											9.20	0.362	0.06	0.32	2.150	0.085	N/A	L
**SEE NOTE ON PAGE 5 UNDER FINISH																		
CIM012ZH 01†	1.12	.044	1.40	.055	.12	.005	.60	.024	.67	.151	1.90	0.075	0.61	3.50	0.780	0.031	N/A	M
CIM012ZH 02†											2.70	0.106	0.39	2.23	1.020	0.040	N/A	M
CIM012ZH 03†											4.00	0.157	0.25	1.44	1.380	0.054	N/A	M
CIM012ZH 04†											5.80	0.228	0.17	0.98	1.860	0.073	N/A	M
CIM012ZH 05†											8.40	0.331	0.12	0.66	2.580	0.102	N/A	M
**SEE NOTE ON PAGE 5 UNDER FINISH																		

COMPRESSION SPRINGS



SPECIAL INSTRUCTIONS FOR COMPRESSION SERIES

STOCK NUMBERS: Add "M" to end of Stock Number for Music Wire; "S" for Type 302 Stainless; "S316" for Type 316 Stainless.

PRICING: See Inside Back Cover for up to 199 pricing. To price or order up to 1000 pcs., visit leespring.com; 1000+ pcs. contact Lee Spring.

CALCULATIONS: Spring Rate and Load at Solid Hgt. are for Music Wire. For Type 302 or Type 316 Stainless, multiply figures shown by 5/6 (.833).

*Note: Type 302 may be substituted with Type 304 at Lee Spring's discretion.

† Indicates DIN Compression Springs meeting the design parameters outlined in Standard DIN 2098.

COMPRESSION SPRINGS: INSTRUMENT SERIES (METRIC)

ENDS NOT GROUND • Music Wire (Plated**) or Stainless Steel (Passivated)

COMPRESSION SPRINGS

LEE STOCK NUMBER	OUTSIDE DIAMETER		TO WORK IN HOLE DIAMETER		NOMINAL WIRE DIAMETER		TO WORK OVER ROD DIAMETER		APPROX. LOAD AT SOLID HGT.		NOMINAL FREE LENGTH		SPRING RATE		SOLID HEIGHT		PRICE GROUP							
	MM	IN.	MM	IN.	MM	IN.	MM	IN.	N	LB.	MM	IN.	N/MM	LB/IN.	MM	IN.	M	S						
CIM016ZJ 01†	1.16	.046	1.40	.055	.16	.006	.60	.024	1.61	.363	1.90	0.075	1.94	11.06	1.040	0.041	N/A	J						
CIM016ZJ 02†											2.70	0.106	1.23	7.04	1.360	0.054	N/A	J						
CIM016ZJ 03†	1.16	.046	1.40	.055	.16	.006	.60	.024	1.61	.363	3.80	0.150	0.80	4.55	1.840	0.072	N/A	J						
CIM016ZJ 04†											5.40	0.213	0.54	3.10	2.480	0.098	N/A	J						
CIM016ZJ 05†	**SEE NOTE ON PAGE 5 UNDER FINISH																7.80	0.307	0.37	2.09	3.440	0.135	N/A	J
CIM020ZK 01†	1.20	.047	1.40	.055	.20	.008	.60	.024	3.16	.710	2.00	0.079	4.73	27.01	1.300	0.051	N/A	J						
CIM020ZK 02†											2.70	0.106	3.01	17.19	1.700	0.067	N/A	J						
CIM020ZK 03†	1.20	.047	1.40	.055	.20	.008	.60	.024	3.16	.710	3.90	0.154	1.95	11.12	2.300	0.091	N/A	J						
CIM020ZK 04†											5.50	0.217	1.32	7.56	3.100	0.122	N/A	J						
CIM020ZK 05†	**SEE NOTE ON PAGE 5 UNDER FINISH																7.80	0.307	0.89	5.11	4.300	0.169	N/A	J
CIM010ZL 01†	1.30	.051	1.60	.063	.10	.004	.80	.031	.33	.074	2.60	0.102	0.17	0.98	0.650	0.026	N/A	L						
CIM010ZL 02†											3.80	0.150	0.11	0.62	0.850	0.033	N/A	L						
CIM010ZL 03†	1.30	.051	1.60	.063	.10	.004	.80	.031	.33	.074	5.80	0.228	0.07	0.40	1.150	0.045	N/A	L						
CIM010ZL 04†											8.40	0.331	0.05	0.27	1.550	0.061	N/A	L						
CIM010ZL 05†	**SEE NOTE ON PAGE 5 UNDER FINISH																12.20	0.480	0.03	0.18	2.150	0.085	N/A	L
CIM012ZM 01†	1.32	.052	1.60	.063	.12	.005	.80	.031	.56	.126	2.40	0.094	0.35	2.03	0.780	0.031	N/A	L						
CIM012ZM 02†											3.50	0.138	0.23	1.29	1.020	0.040	N/A	L						
CIM012ZM 03†	1.32	.052	1.60	.063	.12	.005	.80	.031	.56	.126	5.20	0.205	0.15	0.83	1.380	0.054	N/A	L						
CIM012ZM 04†											7.50	0.295	0.10	0.57	1.860	0.073	N/A	L						
CIM012ZM 05†	**SEE NOTE ON PAGE 5 UNDER FINISH																10.90	0.429	0.07	0.38	2.580	0.102	N/A	L
CIM016ZN 01†	1.36	.054	1.60	.063	.16	.006	.80	.031	1.32	.296	2.20	0.087	1.12	6.40	1.040	0.041	N/A	J						
CIM016ZN 02†											3.20	0.126	0.71	4.07	1.360	0.054	N/A	J						
CIM016ZN 03†	1.36	.054	1.60	.063	.16	.006	.80	.031	1.32	.296	4.70	0.185	0.46	2.64	1.840	0.072	N/A	J						
CIM016ZN 04†											6.70	0.264	0.31	1.79	2.480	0.098	N/A	J						
CIM016ZN 05†	**SEE NOTE ON PAGE 5 UNDER FINISH																9.70	0.382	0.21	1.21	3.440	0.135	N/A	J
CIM020A 01	1.40	.055	1.50	.059	.20	.008	.86	.034	2.56	.576	3.50	0.138	1.62	9.23	1.910	0.075	E	J						
CIM020A 02											5.00	0.197	1.06	6.07	2.590	0.102	E	J						
CIM020A 03	1.40	.055	1.50	.059	.20	.008	.86	.034	2.56	.576	7.50	0.295	0.68	3.87	3.720	0.146	E	J						
CIM020A 04											10.00	0.394	0.50	2.84	4.850	0.191	E	J						
CIM020A 05	1.40	.055	1.50	.059	.20	.008	.86	.034	2.56	.576	12.50	0.492	0.39	2.24	5.970	0.235	E	J						
CIM020A 06											15.00	0.591	0.32	1.85	7.100	0.279	E	J						
CIM020A 07	**SEE NOTE ON PAGE 5 UNDER FINISH																17.50	0.689	0.28	1.58	8.230	0.324	E	J
CIM020ZA 01†	1.40	.055	1.70	.067	.20	.008	.80	.031	2.72	.611	2.30	0.091	2.74	15.63	1.300	0.051	N/A	J						
CIM020ZA 02†											3.20	0.126	1.81	10.35	1.700	0.067	N/A	J						
CIM020ZA 03†	1.40	.055	1.70	.067	.20	.008	.80	.031	2.72	.611	4.60	0.181	1.17	6.66	2.300	0.091	N/A	J						
CIM020ZA 04†											6.50	0.256	0.80	4.57	3.100	0.122	N/A	J						
CIM020ZA 05†	**SEE NOTE ON PAGE 5 UNDER FINISH																9.30	0.366	0.54	3.09	4.300	0.169	N/A	J

SPECIAL INSTRUCTIONS FOR COMPRESSION SERIES

STOCK NUMBERS: Add "M" to end of Stock Number for Music Wire; "S" for Type 302 Stainless; "S316" for Type 316 Stainless.

PRICING: See Inside Back Cover for up to 199 pricing. To price or order up to 1000 pcs., visit leespring.com; 1000+ pcs. contact Lee Spring.

CALCULATIONS: Spring Rate and Load at Solid Hgt. are for Music Wire. For Type 302 or Type 316 Stainless, multiply figures shown by 5/6 (.833).

*Note: Type 302 may be substituted with Type 304 at Lee Spring's discretion.


† Indicates DIN Compression Springs meeting the design parameters outlined in Standard DIN 2098.

COMPRESSION SPRINGS: INSTRUMENT SERIES (METRIC)

ENDS NOT GROUND • Music Wire (Plated**) or Stainless Steel (Passivated)

LEE STOCK NUMBER	OUTSIDE DIAMETER		TO WORK IN HOLE DIAMETER		NOMINAL WIRE DIAMETER		TO WORK OVER ROD DIAMETER		APPROX. LOAD AT SOLID HGT.		NOMINAL FREE LENGTH		SPRING RATE		SOLID HEIGHT		PRICE GROUP	
	MM	IN.	MM	IN.	MM	IN.	MM	IN.	N	LB.	MM	IN.	N/MM	LB/IN.	MM	IN.	M	S
CIM025A 01	1.40	.055	1.50	.059	.25	.010	.76	.030	5.16	1.161	3.50	0.138	4.56	26.04	2.370	0.093	E	J
CIM025A 02											5.00	0.197	2.95	16.82	3.250	0.128	E	J
CIM025A 03											7.50	0.295	1.85	10.58	4.710	0.186	E	J
CIM025A 04											10.00	0.394	1.35	7.72	6.180	0.243	E	J
CIM025A 05											12.50	0.492	1.06	6.07	7.650	0.301	E	J
CIM025A 06											15.00	0.591	0.88	5.01	9.110	0.359	E	J
CIM025A 07											17.50	0.689	0.75	4.26	10.580	0.416	E	J
**SEE NOTE ON PAGE 5 UNDER FINISH																		
CIM030A 01	1.40	.055	1.50	.059	.30	.012	.66	.026	9.21	2.071	3.50	0.138	11.64	66.46	2.710	0.107	E	J
CIM030A 02											5.00	0.197	7.37	42.06	3.750	0.148	E	J
CIM030A 03											7.50	0.295	4.57	26.09	5.480	0.216	E	J
CIM030A 04											10.00	0.394	3.31	18.91	7.220	0.284	E	J
CIM030A 05											12.50	0.492	2.60	14.83	8.950	0.352	E	J
CIM030A 06											15.00	0.591	2.14	12.20	10.690	0.421	E	J
CIM030A 07											17.50	0.689	1.81	10.36	12.420	0.489	E	J
**SEE NOTE ON PAGE 5 UNDER FINISH																		
CIM025ZP 01†	1.45	.057	1.70	.067	.25	.010	.70	.028	5.05	1.135	2.40	0.094	6.68	38.16	1.625	0.064	N/A	J
CIM025ZP 02†											3.30	0.130	4.25	24.28	2.125	0.084	N/A	J
CIM025ZP 03†											4.70	0.185	2.75	15.71	2.875	0.113	N/A	J
CIM025ZP 04†											6.60	0.260	1.87	10.68	3.875	0.153	N/A	J
CIM025ZP 05†											9.40	0.370	1.26	7.22	5.375	0.212	N/A	J
**SEE NOTE ON PAGE 5 UNDER FINISH																		
CIM012ZQ 01†	1.72	.068	2.10	.083	.12	.005	1.20	.047	.42	.094	3.60	0.142	0.15	0.85	0.780	0.031	N/A	J
CIM012ZQ 02†											5.40	0.213	0.10	0.54	1.020	0.040	N/A	J
CIM012ZQ 03†											8.20	0.323	0.06	0.35	1.380	0.054	N/A	J
CIM012ZQ 04†											11.80	0.465	0.04	0.24	1.860	0.073	N/A	J
CIM012ZQ 05†											17.40	0.685	0.03	0.16	2.580	0.102	N/A	J
**SEE NOTE ON PAGE 5 UNDER FINISH																		
CIM016ZR 01†	1.76	.069	2.10	.083	.16	.006	1.10	.043	1.00	.224	3.10	0.122	0.47	2.70	1.040	0.041	N/A	J
CIM016ZR 02†											4.70	0.185	0.30	1.72	1.360	0.054	N/A	J
CIM016ZR 03†											7.00	0.276	0.19	1.11	1.840	0.072	N/A	J
CIM016ZR 04†											10.00	0.394	0.13	0.76	2.480	0.098	N/A	J
CIM016ZR 05†											14.60	0.575	0.09	0.51	3.440	0.135	N/A	J
**SEE NOTE ON PAGE 5 UNDER FINISH																		
CIM020ZS 01†	1.80	.071	2.10	.083	.20	.008	1.10	.043	1.97	.442	3.00	0.118	1.15	6.59	1.300	0.051	N/A	J
CIM020ZS 02†											4.40	0.173	0.73	4.20	1.700	0.067	N/A	J
CIM020ZS 03†											6.40	0.252	0.48	2.72	2.300	0.091	N/A	J
CIM020ZS 04†											9.20	0.362	0.32	1.85	3.100	0.122	N/A	J
CIM020ZS 05†											13.30	0.524	0.22	1.25	4.300	0.169	N/A	J
**SEE NOTE ON PAGE 5 UNDER FINISH																		
CIM025ZT 01†	1.85	.073	2.10	.083	.25	.010	1.10	.043	3.84	.864	3.00	0.118	2.82	16.10	1.625	0.064	N/A	J
CIM025ZT 02†											4.30	0.169	1.79	10.24	2.125	0.084	N/A	J
CIM025ZT 03†											6.20	0.244	1.16	6.63	2.875	0.113	N/A	J
CIM025ZT 04†											8.70	0.343	0.79	4.51	3.875	0.153	N/A	J
CIM025ZT 05†											12.50	0.492	0.53	3.05	5.375	0.212	N/A	J
**SEE NOTE ON PAGE 5 UNDER FINISH																		

COMPRESSION SPRINGS



SPECIAL INSTRUCTIONS FOR COMPRESSION SERIES

STOCK NUMBERS: Add "M" to end of Stock Number for Music Wire; "S" for Type 302 Stainless; "S316" for Type 316 Stainless.
PRICING: See Inside Back Cover for up to 199 pricing. To price or order up to 1000 pcs., visit leespring.com; 1000+ pcs. contact Lee Spring.
CALCULATIONS: Spring Rate and Load at Solid Hgt. are for Music Wire. For Type 302 or Type 316 Stainless, multiply figures shown by 5/6 (.833).
 *Note: Type 302 may be substituted with Type 304 at Lee Spring's discretion.
 † Indicates DIN Compression Springs meeting the design parameters outlined in Standard DIN 2098.

COMPRESSION SPRINGS: INSTRUMENT SERIES (METRIC)

ENDS NOT GROUND • Music Wire (Plated**) or Stainless Steel (Passivated)

COMPRESSION SPRINGS

LEE STOCK NUMBER	OUTSIDE DIAMETER		TO WORK IN HOLE DIAMETER		NOMINAL WIRE DIAMETER		TO WORK OVER ROD DIAMETER		APPROX. LOAD AT SOLID HGT.		NOMINAL FREE LENGTH		SPRING RATE		SOLID HEIGHT		PRICE GROUP			
	MM	IN.	MM	IN.	MM	IN.	MM	IN.	N	LB.	MM	IN.	N/MM	LB/IN.	MM	IN.	M	S		
CIM032ZU 01†											3.10	0.122	7.57	43.21	2.080	0.082	N/A	J		
CIM032ZU 02†											4.40	0.173	4.82	27.50	2.720	0.107	N/A	J		
CIM032ZU 03†	1.92	.076	2.20	.087	.32	.013	1.00	.039	7.98	1.795	6.30	0.248	3.12	17.79	3.680	0.145	N/A	J		
CIM032ZU 04†											8.70	0.343	2.12	12.10	4.960	0.195	N/A	J		
CIM032ZU 05†											12.50	0.492	1.43	8.18	6.880	0.271	N/A	J		
					**SEE NOTE ON PAGE 5 UNDER FINISH															
CIM020AA 01											3.50	0.138	0.80	4.56	1.370	0.054	E	J		
CIM020AA 02											5.00	0.197	0.53	3.00	1.770	0.070	E	J		
CIM020AA 03											7.50	0.295	0.33	1.91	2.430	0.096	E	J		
CIM020AA 04	2.00	.079	2.13	.084	.20	.008	1.47	.058	1.70	.382	10.00	0.394	0.25	1.40	3.100	0.122	E	J		
CIM020AA 05											12.50	0.492	0.19	1.11	3.760	0.148	E	J		
CIM020AA 06											15.00	0.591	0.16	0.92	4.420	0.174	E	J		
CIM020AA 07											17.50	0.689	0.14	0.78	5.080	0.200	E	J		
					**SEE NOTE ON PAGE 5 UNDER FINISH															
CIM025AA 01											3.50	0.138	1.97	11.26	1.790	0.071	E	J		
CIM025AA 02											5.00	0.197	1.27	7.27	2.360	0.093	E	J		
CIM025AA 03											7.50	0.295	0.80	4.57	3.300	0.130	E	J		
CIM025AA 04	2.00	.079	2.13	.084	.25	.010	1.37	.054	3.37	.757	10.00	0.394	0.58	3.34	4.240	0.167	E	J		
CIM025AA 05											12.50	0.492	0.46	2.63	5.180	0.204	E	J		
CIM025AA 06											15.00	0.591	0.38	2.16	6.120	0.241	E	J		
CIM025AA 07											17.50	0.689	0.32	1.84	7.060	0.278	E	J		
CIM025AA 08											20.00	0.787	0.28	1.60	8.000	0.315	E	J		
					**SEE NOTE ON PAGE 5 UNDER FINISH															
CIM030AA 01											3.50	0.138	4.42	25.25	2.160	0.085	E	J		
CIM030AA 02											5.00	0.197	2.80	15.98	2.890	0.114	E	J		
CIM030AA 03											7.50	0.295	1.74	9.91	4.090	0.161	E	J		
CIM030AA 04	2.00	.079	2.13	.084	.30	.012	1.27	.050	5.91	1.329	10.00	0.394	1.26	7.19	5.300	0.209	E	J		
CIM030AA 05											12.50	0.492	0.99	5.64	6.510	0.256	E	J		
CIM030AA 06											15.00	0.591	0.81	4.63	7.720	0.304	E	J		
CIM030AA 07											17.50	0.689	0.69	3.94	8.920	0.351	E	J		
CIM030AA 08											20.00	0.787	0.60	3.42	10.130	0.399	E	J		
					**SEE NOTE ON PAGE 5 UNDER FINISH															
CIM016AB 01†											4.30	0.169	0.24	1.38	1.040	0.041	N/A	J		
CIM016AB 02†											6.50	0.256	0.15	0.88	1.360	0.054	N/A	J		
CIM016AB 03†	2.16	.085	2.50	.098	.16	.006	1.50	.059	.79	.178	9.80	0.386	0.10	0.57	1.840	0.072	N/A	J		
CIM016AB 04†											14.20	0.559	0.07	0.39	2.480	0.098	N/A	J		
CIM016AB 05†											20.90	0.823	0.05	0.26	3.440	0.135	N/A	J		
					**SEE NOTE ON PAGE 5 UNDER FINISH															
CIM020AC 01†											4.00	0.157	0.59	3.38	1.300	0.051	N/A	J		
CIM020AC 02†											5.90	0.232	0.38	2.15	1.700	0.067	N/A	J		
CIM020AC 03†	2.20	.087	2.60	.102	.20	.008	1.50	.059	1.57	.354	8.70	0.343	0.24	1.39	2.300	0.091	N/A	J		
CIM020AC 04†											12.60	0.496	0.17	0.94	3.100	0.122	N/A	J		
CIM020AC 05†											18.30	0.720	0.11	0.64	4.300	0.169	N/A	J		
					**SEE NOTE ON PAGE 5 UNDER FINISH															

SPECIAL INSTRUCTIONS FOR COMPRESSION SERIES

STOCK NUMBERS: Add "M" to end of Stock Number for Music Wire; "S" for Type 302 Stainless; "S316" for Type 316 Stainless.

PRICING: See Inside Back Cover for up to 199 pricing. To price or order up to 1000 pcs., visit leespring.com; 1000+ pcs. contact Lee Spring.

CALCULATIONS: Spring Rate and Load at Solid Hgt. are for Music Wire. For Type 302 or Type 316 Stainless, multiply figures shown by 5/6 (.833).

*Note: Type 302 may be substituted with Type 304 at Lee Spring's discretion.


† Indicates DIN Compression Springs meeting the design parameters outlined in Standard DIN 2098.

COMPRESSION SPRINGS: INSTRUMENT SERIES (METRIC)

ENDS NOT GROUND • Music Wire (Plated**) or Stainless Steel (Passivated)

LEE STOCK NUMBER	OUTSIDE DIAMETER		TO WORK IN HOLE DIAMETER		NOMINAL WIRE DIAMETER		TO WORK OVER ROD DIAMETER		APPROX. LOAD AT SOLID HGT.		NOMINAL FREE LENGTH		SPRING RATE		SOLID HEIGHT		PRICE GROUP	
	MM	IN.	MM	IN.	MM	IN.	MM	IN.	N	LB.	MM	IN.	N/MM	LB/IN.	MM	IN.	Music Wire	302 Stainless*
CIM025B 01											3.50	0.138	1.75	10.00	1.600	0.063	E	J
CIM025B 02											5.00	0.197	1.12	6.40	2.000	0.079	E	J
CIM025B 03											6.50	0.256	0.84	4.80	2.400	0.094	E	J
CIM025B 04											8.00	0.315	0.67	3.80	2.800	0.110	E	J
CIM025B 05											9.50	0.374	0.54	3.10	3.200	0.126	E	J
CIM025B 06	2.25	.089	2.40	.094	.25	.010	1.63	.064	3.56	.800	11.00	0.433	0.47	2.70	3.600	0.142	E	J
CIM025B 07											12.50	0.492	0.40	2.30	4.000	0.157	E	J
CIM025B 08											14.00	0.551	0.37	2.10	4.450	0.175	E	J
CIM025B 09											15.50	0.610	0.33	1.90	4.850	0.191	E	J
CIM025B 10											17.00	0.669	0.30	1.70	5.250	0.207	E	J
CIM025B 11											19.00	0.748	0.26	1.50	5.830	0.230	E	J
**SEE NOTE ON PAGE 5 UNDER FINISH																		
CIM025BA 01†											3.70	0.146	1.44	8.24	1.625	0.064	N/A	J
CIM025BA 02†											5.50	0.217	0.92	5.24	2.125	0.084	N/A	J
CIM025BA 03†	2.25	.089	2.60	.102	.25	.010	1.50	.059	3.05	.686	8.00	0.315	0.59	3.39	2.875	0.113	N/A	J
CIM025BA 04†											11.40	0.449	0.40	2.31	3.875	0.153	N/A	J
CIM025BA 05†											16.60	0.654	0.27	1.56	5.375	0.212	N/A	J
**SEE NOTE ON PAGE 5 UNDER FINISH																		
CIM032BB 01†											3.70	0.146	3.87	22.12	2.080	0.082	N/A	J
CIM032BB 02†											5.30	0.209	2.47	14.08	2.720	0.107	N/A	J
CIM032BB 03†	2.32	.091	2.60	.102	.32	.013	1.40	.055	6.38	1.435	7.70	0.303	1.60	9.11	3.680	0.145	N/A	J
CIM032BB 04†											10.90	0.429	1.08	6.19	4.960	0.195	N/A	J
CIM032BB 05†											15.60	0.614	0.73	4.19	6.880	0.271	N/A	J
**SEE NOTE ON PAGE 5 UNDER FINISH																		
CIM040BC 01†											3.50	0.138	9.46	53.99	2.600	0.102	E	J
CIM040BC 02†											5.00	0.197	6.02	34.36	3.400	0.134	E	J
CIM040BC 03†	2.40	.094	2.80	.110	.40	.016	1.30	.051	9.63	2.164	7.00	0.276	3.89	22.23	4.600	0.181	E	J
CIM040BC 04†											10.00	0.394	2.65	15.12	6.200	0.244	E	J
CIM040BC 05†											14.00	0.551	1.79	10.22	8.600	0.339	E	J
**SEE NOTE ON PAGE 5 UNDER FINISH																		
CIM025C 01											3.50	0.138	1.32	7.55	1.500	0.059	E	J
CIM025C 02											5.00	0.197	0.85	4.88	1.910	0.075	E	J
CIM025C 03											7.50	0.295	0.54	3.07	2.580	0.102	E	J
CIM025C 04											10.00	0.394	0.39	2.24	3.260	0.128	E	J
CIM025C 05	2.50	.098	2.62	.103	.25	.010	1.85	.073	2.64	.594	12.50	0.492	0.31	1.76	3.940	0.155	E	J
CIM025C 06											15.00	0.591	0.25	1.45	4.620	0.182	E	J
CIM025C 07											17.50	0.689	0.22	1.23	5.290	0.208	E	J
CIM025C 08											20.00	0.787	0.19	1.07	5.970	0.235	E	J
CIM025C 09											22.50	0.886	0.17	0.95	6.650	0.262	E	J
CIM025C 10											25.00	0.984	0.15	0.85	7.320	0.288	E	J
**SEE NOTE ON PAGE 5 UNDER FINISH																		

COMPRESSION SPRINGS



SPECIAL INSTRUCTIONS FOR COMPRESSION SERIES

STOCK NUMBERS: Add "M" to end of Stock Number for Music Wire; "S" for Type 302 Stainless; "S316" for Type 316 Stainless.

PRICING: See Inside Back Cover for up to 199 pricing. To price or order up to 1000 pcs., visit leespring.com; 1000+ pcs. contact Lee Spring.

CALCULATIONS: Spring Rate and Load at Solid Hgt. are for Music Wire. For Type 302 or Type 316 Stainless, multiply figures shown by 5/6 (.833).

*Note: Type 302 may be substituted with Type 304 at Lee Spring's discretion.

† Indicates DIN Compression Springs meeting the design parameters outlined in Standard DIN 2098.

COMPRESSION SPRINGS: INSTRUMENT SERIES (METRIC)

ENDS NOT GROUND • Music Wire (Plated**) or Stainless Steel (Passivated)

COMPRESSION SPRINGS

LEE STOCK NUMBER	OUTSIDE DIAMETER		TO WORK IN HOLE DIAMETER		NOMINAL WIRE DIAMETER		TO WORK OVER ROD DIAMETER		APPROX. LOAD AT SOLID HGT.		NOMINAL FREE LENGTH		SPRING RATE		SOLID HEIGHT		PRICE GROUP	
	MM	IN.	MM	IN.	MM	IN.	MM	IN.	N	LB.	MM	IN.	N/MM	LB/IN.	MM	IN.	M	S
CIM030C 01											5.00	0.197	1.77	10.09	2.390	0.094	E	J
CIM030C 02											7.50	0.295	1.10	6.26	3.300	0.130	E	J
CIM030C 03											10.00	0.394	0.79	4.54	4.200	0.165	E	J
CIM030C 04											12.50	0.492	0.62	3.56	5.100	0.201	E	J
CIM030C 05	2.50	.098	2.62	.103	.30	.012	1.75	.069	4.61	1.036	15.00	0.591	0.51	2.93	6.010	0.237	E	J
CIM030C 06											17.50	0.689	0.44	2.48	6.910	0.272	E	J
CIM030C 07											20.00	0.787	0.38	2.16	7.820	0.308	E	J
CIM030C 08											22.50	0.886	0.33	1.91	8.720	0.343	E	J
CIM030C 09											25.00	0.984	0.30	1.71	9.630	0.379	E	J
											**SEE NOTE ON PAGE 5 UNDER FINISH							
CIM020CA 01†											5.40	0.213	0.30	1.73	1.300	0.051	N/A	J
CIM020CA 02†											8.20	0.323	0.19	1.10	1.700	0.067	N/A	J
CIM020CA 03†	2.70	.106	3.10	.122	.20	.008	2.00	.079	1.25	.282	12.40	0.488	0.12	0.71	2.300	0.091	N/A	J
CIM020CA 04†											17.90	0.705	0.08	0.48	3.100	0.122	N/A	J
CIM020CA 05†											26.20	1.031	0.06	0.33	4.300	0.169	N/A	J
											**SEE NOTE ON PAGE 5 UNDER FINISH							
CIM025CB 01†											4.90	0.193	0.74	4.22	1.625	0.064	N/A	J
CIM025CB 02†											7.30	0.287	0.47	2.69	2.125	0.084	N/A	J
CIM025CB 03†	2.75	.108	3.10	.122	.25	.010	1.90	.075	2.44	.548	10.90	0.429	0.30	1.74	2.875	0.113	N/A	J
CIM025CB 04†											15.70	0.618	0.21	1.18	3.875	0.153	N/A	J
CIM025CB 05†											22.90	0.902	0.14	0.80	5.375	0.212	N/A	J
											**SEE NOTE ON PAGE 5 UNDER FINISH							
CIM032CC 01†											4.70	0.185	1.98	11.33	2.080	0.082	N/A	J
CIM032CC 02†											6.80	0.268	1.26	7.21	2.720	0.107	N/A	J
CIM032CC 03†	2.82	.111	3.10	.122	.32	.013	1.90	.075	5.16	1.160	10.00	0.394	0.82	4.66	3.680	0.145	N/A	J
CIM032CC 04†											14.20	0.559	0.56	3.17	4.960	0.195	N/A	J
CIM032CC 05†											20.60	0.811	0.38	2.14	6.880	0.271	N/A	J
											**SEE NOTE ON PAGE 5 UNDER FINISH							
CIM040CD 01†											4.30	0.169	4.84	27.65	2.600	0.102	E	J
CIM040CD 02†											6.30	0.248	3.08	17.59	3.400	0.134	E	J
CIM040CD 03†	2.90	.114	3.30	.130	.40	.016	1.80	.071	9.07	2.038	9.10	0.358	1.99	11.38	4.600	0.181	E	J
CIM040CD 04†											13.00	0.512	1.36	7.74	6.200	0.244	E	J
CIM040CD 05†											18.50	0.728	0.92	5.23	8.600	0.339	E	J
											**SEE NOTE ON PAGE 5 UNDER FINISH							
CIM025D 01											7.50	0.295	0.40	2.27	2.090	0.082	E	J
CIM025D 02											10.00	0.394	0.29	1.66	2.590	0.102	E	J
CIM025D 03											12.50	0.492	0.23	1.30	3.080	0.121	E	J
CIM025D 04											15.00	0.591	0.19	1.08	3.580	0.141	E	J
CIM025D 05	3.00	.118	3.12	.123	.25	.010	2.29	.090	2.15	.484	17.50	0.689	0.16	0.91	4.070	0.160	E	J
CIM025D 06											20.00	0.787	0.14	0.80	4.570	0.180	E	J
CIM025D 07											22.50	0.886	0.12	0.70	5.060	0.199	E	J
CIM025D 08											25.00	0.984	0.11	0.63	5.560	0.219	E	J
CIM025D 09											27.50	1.083	0.10	0.57	6.050	0.238	E	J
CIM025D 10											30.00	1.181	0.09	0.52	6.540	0.258	E	J

SPECIAL INSTRUCTIONS FOR COMPRESSION SERIES

STOCK NUMBERS: Add "M" to end of Stock Number for Music Wire; "S" for Type 302 Stainless; "S316" for Type 316 Stainless.

PRICING: See Inside Back Cover for up to 199 pricing. To price or order up to 1000 pcs., visit leespring.com; 1000+ pcs. contact Lee Spring.

CALCULATIONS: Spring Rate and Load at Solid Hgt. are for Music Wire. For Type 302 or Type 316 Stainless, multiply figures shown by 5/6 (.833).

*Note: Type 302 may be substituted with Type 304 at Lee Spring's discretion.


† Indicates DIN Compression Springs meeting the design parameters outlined in Standard DIN 2098.

COMPRESSION SPRINGS: INSTRUMENT SERIES (METRIC)

ENDS NOT GROUND • Music Wire (Plated**) or Stainless Steel (Passivated)

LEE STOCK NUMBER	OUTSIDE DIAMETER		TO WORK IN HOLE DIAMETER		NOMINAL WIRE DIAMETER		TO WORK OVER ROD DIAMETER		APPROX. LOAD AT SOLID HGT.		NOMINAL FREE LENGTH		SPRING RATE		SOLID HEIGHT		PRICE GROUP	
	MM	IN.	MM	IN.	MM	IN.	MM	IN.	N	LB.	MM	IN.	N/MM	LB/IN.	MM	IN.	M	S
CIM030D 01	3.00	.118	3.12	.123	.30	.012	2.21	.087	3.74	.840	7.50	0.295	0.78	4.45	2.700	0.106	E	J
CIM030D 02											10.00	0.394	0.56	3.23	3.380	0.133	E	J
CIM030D 03											12.50	0.492	0.44	2.53	4.060	0.160	E	J
CIM030D 04											15.00	0.591	0.36	2.08	4.740	0.187	E	J
CIM030D 05											17.50	0.689	0.31	1.77	5.420	0.213	E	J
CIM030D 06											20.00	0.787	0.27	1.54	6.100	0.240	E	J
CIM030D 07											22.50	0.886	0.24	1.36	6.780	0.267	E	J
CIM030D 08											25.00	0.984	0.21	1.22	7.460	0.294	E	J
CIM030D 09											27.50	1.083	0.19	1.10	8.140	0.320	E	J
CIM030D 10											30.00	1.181	0.18	1.01	8.820	0.347	E	J
**SEE NOTE ON PAGE 5 UNDER FINISH																		
CIM025DA 01†	3.45	.136	4.00	.157	.25	.010	2.50	.098	1.92	.432	7.10	0.280	0.35	2.01	1.625	0.064	N/A	J
CIM025DA 02†											10.70	0.421	0.22	1.28	2.125	0.084	N/A	J
CIM025DA 03†											16.10	0.634	0.15	0.83	2.875	0.113	N/A	J
CIM025DA 04†											23.30	0.917	0.10	0.56	3.875	0.153	N/A	J
CIM025DA 05†											34.10	1.343	0.07	0.38	5.375	0.212	N/A	J
**SEE NOTE ON PAGE 5 UNDER FINISH																		
CIM032DB 01†	3.52	.139	4.00	.157	.32	.013	2.40	.094	4.01	.901	6.30	0.248	0.95	5.40	2.080	0.082	N/A	J
CIM032DB 02†											9.40	0.370	0.60	3.44	2.720	0.107	N/A	J
CIM032DB 03†											14.00	0.551	0.39	2.22	3.680	0.145	N/A	J
CIM032DB 04†											20.10	0.791	0.26	1.51	4.960	0.195	N/A	J
CIM032DB 05†											29.30	1.154	0.18	1.02	6.880	0.271	N/A	J
**SEE NOTE ON PAGE 5 UNDER FINISH																		
CIM040DC 01†	3.60	.142	4.00	.157	.40	.016	2.50	.098	7.20	1.618	5.60	0.220	2.31	13.18	2.600	0.102	E	J
CIM040DC 02†											8.30	0.327	1.47	8.39	3.400	0.134	E	J
CIM040DC 03†											12.00	0.472	0.95	5.43	4.600	0.181	E	J
CIM040DC 04†											17.50	0.689	0.65	3.69	6.200	0.244	E	J
CIM040DC 05†											25.50	1.004	0.44	2.49	8.600	0.339	E	J
**SEE NOTE ON PAGE 5 UNDER FINISH																		
CIM032DF 01†	4.32	.170	4.80	.189	.32	.013	3.20	.126	3.21	.722	8.70	0.343	0.48	2.77	2.080	0.082	N/A	J
CIM032DF 02†											13.10	0.516	0.31	1.76	2.720	0.107	N/A	J
CIM032DF 03†											19.80	0.780	0.20	1.14	3.680	0.145	N/A	J
CIM032DF 04†											28.60	1.126	0.14	0.77	4.960	0.195	N/A	J
CIM032DF 05†											41.90	1.650	0.09	0.52	6.880	0.271	N/A	J
**SEE NOTE ON PAGE 5 UNDER FINISH																		
CIM040DG 01†	4.40	.173	5.00	.197	.40	.016	3.20	.126	5.72	1.285	7.50	0.295	1.18	6.75	2.600	0.102	E	J
CIM040DG 02†											11.00	0.433	0.75	4.30	3.400	0.134	E	J
CIM040DG 03†											16.50	0.650	0.49	2.78	4.600	0.181	E	J
CIM040DG 04†											24.00	0.945	0.33	1.89	6.200	0.244	E	J
CIM040DG 05†											35.50	1.398	0.22	1.28	8.600	0.339	E	J
**SEE NOTE ON PAGE 5 UNDER FINISH																		
CIM040EG 01†	5.40	.213	6.00	.236	.40	.016	4.10	.161	4.85	1.091	10.50	0.413	0.61	3.46	2.600	0.102	E	J
CIM040EG 02†											16.00	0.630	0.39	2.20	3.400	0.134	E	J
CIM040EG 03†											24.00	0.945	0.25	1.42	4.600	0.181	E	J
CIM040EG 04†											35.00	1.378	0.17	0.97	6.200	0.244	E	J
CIM040EG 05†											53.00	2.087	0.11	0.65	8.600	0.339	E	J
**SEE NOTE ON PAGE 5 UNDER FINISH																		

COMPRESSION SPRINGS



SPECIAL INSTRUCTIONS FOR COMPRESSION SERIES

STOCK NUMBERS: Add "M" to end of Stock Number for Music Wire; "S" for Type 302 Stainless; "S316" for Type 316 Stainless.
PRICING: See Inside Back Cover for up to 199 pricing. To price or order up to 1000 pcs., visit leespring.com; 1000+ pcs. contact Lee Spring.
CALCULATIONS: Spring Rate and Load at Solid Hgt. are for Music Wire. For Type 302 or Type 316 Stainless, multiply figures shown by 5/6 (.833).
 *Note: Type 302 may be substituted with Type 304 at Lee Spring's discretion.
 † Indicates DIN Compression Springs meeting the design parameters outlined in Standard DIN 2098.

Lite Pressure™ Compression Series

When Light Pressure is the Right Pressure



Lite Pressure™ Compression Springs have useful applications in various industries, including:

- Medical devices
- Firearms
- Pharmaceutical delivery devices
- Lighting and electrical control
- Petro-chemical processes
- Communication devices
- Aerospace
- Testing and measurement
- Marine industries
- Automotive
- Locks and security devices
- Precision Instruments
- Hardware
- ...and many more

Lite Pressure™ Compression Springs are ideal when a relatively low spring rate or workable load is needed in dimensions not normally available in conventional compression spring rate and size combinations.

The term “Lite Pressure” refers to the design performance of these springs, generally used where relatively low forces are required for a given diameter.

Lite Pressure™ Series Springs are made of passivated and ultrasonically cleaned Type 316 Stainless Steel to meet requirements for various applications that require improved corrosion resistance, enhanced cleanliness, and moderately elevated temperatures.

WHY "PRESSURE"?

Pressure is described as a force which is exerted over a surface area. In regards to compression springs, the pressure exerted as the result of a specific deflection can be more technically described as force over a flat surface with a circular perimeter (the Nominal Hole in which the spring is being used). The term "Lite Pressure™" is used to describe a series of springs designed to be utilized where relatively low forces are required for a given diameter.

HOW PRESSURE RATING FOR LP SERIES WOULD BE USED:

The pressure rating assigned to each item of the Lite Pressure™ series is a selection parameter to assist in meeting qualitative requirements or quantitative requirements. Each series is offered in increments within ranges from 1 to 5 psi, 1.5 to 5.5 psi or 5 to 15 psi pressure ratings.

APPLICATIONS:

Lite Pressure™ Series Springs are ideal for many fluid power applications such as relief valves, check valves or pistons. Other applications could include motor brushes, contacts, displays, syringes, toys, dispensers and many more.



Lee Spring can manufacture custom lite pressure springs to your specifications. Contact us today!

Lite Pressure™ Compression Springs

Guide to using tables

COMPRESSION SPRINGS

Lee Stock Number:
Lee Spring Part Number, add suffix S316 for Type 316 Stainless Steel.

To Work In Hole Diameter:
Suggested minimum hole size if needed for spring containment.

Pressure @ 80% Deflection:
The nominal pressure occurring at 80% of total available deflection.

Approx. Load at Solid Height:
The load or force required to bring all coils into contact.

Spring Rate:
Change in load or force per unit of deflection.

Price Group:
Reference for price list. See fold-out section at rear of book.

LEE STOCK NUMBER	OUTSIDE DIAMETER		WORK IN HOLE		WORK OVER ROD		WIRE DIAMETER		PRESSURE @ 80% DEFLECTION		APPROX. LOAD AT SOLID HGT.		FREE LENGTH		SPRING RATE		SOLID HEIGHT		PRICE GROUP
	IN.	MM	IN.	MM	IN.	MM	IN.	MM	PSI	kPa	LB.	KG	IN.	MM	LB./IN.	KG/MM	IN.	MM	316 Stainless
LP 008A 01													0.313	7.95	0.201	0.004	0.046	1.17	N
LP 008A 02													0.500	12.70	0.122	0.002	0.060	1.53	N
LP 008A 03	.218	5.54	.234	5.94	.156	3.97	.008	.20	1	7	.054	.024	0.625	15.88	0.097	0.002	0.070	1.77	N
LP 008A 04													0.750	19.05	0.080	0.001	0.079	2.01	N
LP 008A 05													1.000	25.40	0.060	0.001	0.098	2.49	N
LP 008A 06													1.250	31.75	0.047	0.001	0.117	2.98	N
LP 010A 01													0.313	7.95	0.129	0.008	0.060	1.58	N

Outside Diameter:
Spring outer diameter, parts listed in ascending order.

Work Over Rod:
Suggested maximum rod size if needed to guide the inside of the spring.

Wire Diameter:
In ascending order of size, within each group of outside diameters.

Free Length:
The overall height of the spring in the unloaded position.

Solid Height:
Length when fully compressed.

Additional Information

Pressure Calculation Example

Catalog spring LP 014E 05 S316 has the following characteristics:

Nominal Hole: 0.375 inch
Free Length: 1.000 inch
Solid Height: 0.143 inch
Spring Rate: 0.161 lbs/inch

- The maximum recommended pressure for this spring will occur when the spring is at 80% of maximum available deflection (it is not generally recommended to use a compression spring all the way down to solid height).
- The maximum available deflection is the difference between the Free Length (1.000) and the Solid Height (0.143) or $1.000 - 0.143 = 0.857$ inch.
- 80% of that would be $0.857 \times 80\% = 0.686$ inch.
- The calculated load at this deflection would be the deflection (0.686) times the Spring Rate (0.161) or $0.686 \text{ inch} \times 0.161 \text{ lbs/inch} = 0.110 \text{ lbs}$.
- The surface area over the Nominal Hole diameter (0.375) would be $\pi (\pi) \text{ times the diameter squared divided by four or } \pi (\pi) \times (0.375)^2 / 4 = 0.110 \text{ in}^2$.
- The resultant pressure would then be determined by dividing the calculated load by the surface area or $0.110 \text{ lbs} / 0.110 \text{ in}^2 = 1 \text{ lb/in}^2 \text{ (psi)}$.

Material

- Type 316 Stainless Steel

Finish

- Passivated per ASTM A967
- Ultrasonically cleaned

Tolerances on Spring Rate: $\pm 10\%$

Tolerances on Outside Diameter (for LP Series only):

0.201"	–	0.300"	\pm	0.008"
0.301"	–	0.500"	\pm	0.010"
0.501"	–	0.850"	\pm	0.020"
0.851"	–	1.125"	\pm	0.025"
1.126"	–	1.460"	\pm	0.030"
1.461"	–	1.687"	\pm	0.040"
1.688"	–	1.937"	\pm	0.055"
1.938"	–	2.375"	\pm	0.070"
2.376"	–	2.875"	\pm	0.090"

How to Determine Price

- Select the spring you want by LEE STOCK NUMBER.
- Read across to the last column PRICE GROUP to obtain the price code: when applicable, select the price code that corresponds to the material type required.
- Refer to the PRICE GROUP in the appropriate pricing chart by spring type located in the back of this catalog for pricing up to 199 pieces of an item.
- Prices subject to change without notice.

FREE SHIPPING AVAILABLE


See Price List in back of catalog for details.

COMPRESSION SPRINGS: LITE PRESSURE™ SERIES

ENDS NOT GROUND • Type 316 Stainless Steel (Passivated Ultrasonically Cleaned)

LEE STOCK NUMBER	OUTSIDE DIAMETER		WORK IN HOLE		WORK OVER ROD		WIRE DIAMETER		PRESSURE @ 80% DEFLECTION		APPROX. LOAD AT SOLID HGT.		FREE LENGTH		SPRING RATE		SOLID HEIGHT		PRICE GROUP
	IN.	MM	IN.	MM	IN.	MM	IN.	MM	PSI	kPa	LB.	KG	IN.	MM	LB/IN.	KG/MM	IN.	MM	
LP 008A 01	.218	5.54	.234	5.94	.156	3.96	.008	.20	1	7	.054	.024	0.313	7.95	0.201	0.004	0.046	1.17	N
LP 008A 02													0.500	12.70	0.122	0.002	0.060	1.53	N
LP 008A 03													0.625	15.88	0.097	0.002	0.070	1.77	N
LP 008A 04													0.750	19.05	0.080	0.001	0.079	2.01	N
LP 008A 05													1.000	25.40	0.060	0.001	0.098	2.49	N
LP 008A 06													1.250	31.75	0.047	0.001	0.117	2.98	N
LP 010A 01	.218	5.54	.234	5.94	.156	3.96	.010	.25	2	14	.108	.049	0.313	7.95	0.429	0.008	0.062	1.58	N
LP 010A 02													0.500	12.70	0.258	0.005	0.084	2.13	N
LP 010A 03													0.625	15.88	0.204	0.004	0.098	2.49	N
LP 010A 04													0.750	19.05	0.169	0.003	0.112	2.85	N
LP 010A 05													1.000	25.40	0.125	0.002	0.141	3.58	N
LP 010A 06													1.250	31.75	0.100	0.002	0.170	4.31	N
LP 011A 01	.218	5.54	.234	5.94	.156	3.96	.011	.28	3	21	.161	.073	0.313	7.95	0.657	0.012	0.068	1.72	N
LP 011A 02													0.500	12.70	0.394	0.007	0.091	2.30	N
LP 011A 03													0.625	15.88	0.311	0.006	0.106	2.69	N
LP 011A 04													0.750	19.05	0.257	0.005	0.121	3.09	N
LP 011A 05													1.000	25.40	0.190	0.003	0.152	3.87	N
LP 011A 06													1.250	31.75	0.151	0.003	0.183	4.65	N
LP 012A 01	.218	5.54	.234	5.94	.156	3.96	.012	.30	4	28	.215	.098	0.313	7.95	0.905	0.016	0.075	1.91	N
LP 012A 02													0.500	12.70	0.540	0.010	0.102	2.59	N
LP 012A 03													0.625	15.88	0.425	0.008	0.120	3.04	N
LP 012A 04													0.750	19.05	0.351	0.006	0.137	3.49	N
LP 012A 05													1.000	25.40	0.260	0.005	0.173	4.39	N
LP 012A 06													1.250	31.75	0.206	0.004	0.208	5.29	N
LP 013A 01	.218	5.54	.234	5.94	.156	3.96	.013	.33	5	35	.269	.122	0.313	7.95	0.981	0.018	0.094	2.39	N
LP 013A 02													0.500	12.70	0.583	0.010	0.131	3.34	N
LP 013A 03													0.625	15.88	0.459	0.008	0.156	3.97	N
LP 013A 04													0.750	19.05	0.378	0.007	0.181	4.61	N
LP 013A 05													1.000	25.40	0.280	0.005	0.232	5.88	N
LP 013A 06													1.250	31.75	0.222	0.004	0.282	7.15	N
LP 010B 01	.240	6.10	.250	6.35	.188	4.78	.010	.25	1	7	.061	.028	0.313	7.95	0.253	0.005	0.071	1.79	N
LP 010B 02													0.500	12.70	0.152	0.003	0.097	2.47	N
LP 010B 03													0.625	15.88	0.120	0.002	0.115	2.93	N
LP 010B 04													0.750	19.05	0.099	0.002	0.133	3.39	N
LP 010B 05													1.000	25.40	0.074	0.001	0.169	4.30	N
LP 010B 06													1.250	31.75	0.059	0.001	0.205	5.21	N
LP 011B 01	.240	6.10	.250	6.35	.188	4.78	.011	.28	2	14	.123	.056	0.313	7.95	0.498	0.009	0.067	1.69	N
LP 011B 02													0.500	12.70	0.299	0.005	0.089	2.26	N
LP 011B 03													0.625	15.88	0.236	0.004	0.104	2.65	N
LP 011B 04													0.750	19.05	0.195	0.003	0.119	3.03	N
LP 011B 05													1.000	25.40	0.144	0.003	0.149	3.79	N
LP 011B 06													1.250	31.75	0.115	0.002	0.179	4.55	N

COMPRESSION SPRINGS



SPECIAL INSTRUCTIONS FOR LITE PRESSURE™ COMPRESSION SERIES

PRICING: See Inside Back Cover for pricing for up to 199. To price or order up to 1000 pcs. visit leespring.com; 1000+ pcs. contact Lee Spring.
CALCULATIONS: Spring Rate and Load at Solid Height are pre-calculated for Type 316 Stainless.

COMPRESSION SPRINGS: LITE PRESSURE™ SERIES

ENDS NOT GROUND • Type 316 Stainless Steel (Passivated Ultrasonically Cleaned)

COMPRESSION SPRINGS

LEE STOCK NUMBER	OUTSIDE DIAMETER		WORK IN HOLE		WORK OVER ROD		WIRE DIAMETER		PRESSURE @ 80% DEFLECTION		APPROX. LOAD AT SOLID HGT.		FREE LENGTH		SPRING RATE		SOLID HEIGHT		PRICE GROUP
	IN.	MM	IN.	MM	IN.	MM	IN.	MM	PSI	kPa	LB.	KG	IN.	MM	LB/IN.	KG/MM	IN.	MM	
LP 012B 01	.240	6.10	.250	6.35	.188	4.78	.012	.30	3	21	.184	.083	0.313	7.95	0.759	0.014	0.071	1.79	N
LP 012B 02													0.500	12.70	0.453	0.008	0.094	2.39	N
LP 012B 03													0.625	15.88	0.357	0.006	0.109	2.78	N
LP 012B 04													0.750	19.05	0.295	0.005	0.125	3.18	N
LP 012B 05													1.000	25.40	0.218	0.004	0.156	3.97	N
LP 012B 06													1.250	31.75	0.173	0.003	0.187	4.76	N
LP 013B 01	.240	6.10	.250	6.35	.188	4.78	.013	.33	4	28	.245	.111	0.313	7.95	1.041	0.019	0.077	1.96	N
LP 013B 02													0.500	12.70	0.618	0.011	0.103	2.62	N
LP 013B 03													0.625	15.88	0.487	0.009	0.121	3.06	N
LP 013B 04													0.750	19.05	0.401	0.007	0.138	3.50	N
LP 013B 05													1.000	25.40	0.297	0.005	0.173	4.39	N
LP 013B 06													1.250	31.75	0.235	0.004	0.208	5.27	N
LP 014B 01	.240	6.10	.250	6.35	.188	4.78	.014	.36	5	35	.307	.139	0.313	7.95	1.121	0.020	0.094	2.39	N
LP 014B 02													0.500	12.70	0.663	0.012	0.130	3.30	N
LP 014B 03													0.625	15.88	0.521	0.009	0.154	3.91	N
LP 014B 04													0.750	19.05	0.429	0.008	0.178	4.52	N
LP 014B 05													1.000	25.40	0.317	0.006	0.226	5.73	N
LP 014B 06													1.250	31.75	0.251	0.004	0.274	6.95	N
LP 010BC 01	.265	6.73	.281	7.14	.219	5.56	.010	.25	1.5	10	.103	.047	0.313	7.95	0.392	0.007	0.049	1.25	N
LP 010BC 02													0.500	12.70	0.236	0.004	0.062	1.57	N
LP 010BC 03													0.625	15.88	0.186	0.003	0.070	1.79	N
LP 010BC 04													0.750	19.05	0.154	0.003	0.079	2.00	N
LP 010BC 05													1.000	25.40	0.114	0.002	0.096	2.44	N
LP 010BC 06													1.250	31.75	0.091	0.002	0.113	2.87	N
LP 012BC 01	.265	6.73	.281	7.14	.219	5.56	.012	.30	2.5	17	.172	.078	0.313	7.95	0.692	0.012	0.064	1.62	N
LP 012BC 02													0.500	12.70	0.413	0.007	0.083	2.10	N
LP 012BC 03													0.625	15.88	0.325	0.006	0.095	2.41	N
LP 012BC 04													0.750	19.05	0.268	0.005	0.108	2.73	N
LP 012BC 05													1.000	25.40	0.199	0.004	0.133	3.37	N
LP 012BC 06													1.250	31.75	0.158	0.003	0.158	4.01	N
LP 013BC 01	.265	6.73	.281	7.14	.219	5.56	.013	.33	3.5	24	.241	.109	0.313	7.95	0.987	0.018	0.068	1.74	N
LP 013BC 02													0.500	12.70	0.586	0.010	0.088	2.25	N
LP 013BC 03													0.625	15.88	0.461	0.008	0.102	2.59	N
LP 013BC 04													0.750	19.05	0.380	0.007	0.115	2.93	N
LP 013BC 05													1.000	25.40	0.281	0.005	0.142	3.61	N
LP 013BC 06													1.250	31.75	0.223	0.004	0.169	4.29	N
LP 014BC 01	.265	6.73	.281	7.14	.219	5.56	.014	.36	4.5	31	.310	.141	0.313	7.95	1.302	0.023	0.075	1.90	N
LP 014BC 02													0.500	12.70	0.770	0.014	0.097	2.47	N
LP 014BC 03													0.625	15.88	0.605	0.011	0.112	2.85	N
LP 014BC 04													0.750	19.05	0.498	0.009	0.127	3.23	N
LP 014BC 05													1.000	25.40	0.368	0.007	0.157	4.00	N
LP 014BC 06													1.250	31.75	0.292	0.005	0.188	4.76	N

SPECIAL INSTRUCTIONS FOR LITE PRESSURE™ COMPRESSION SERIES


PRICING: See Inside Back Cover for pricing for up to 199. To price or order up to 1000 pcs. visit leespring.com; 1000+ pcs. contact Lee Spring.
CALCULATIONS: Spring Rate and Load at Solid Height are pre-calculated for Type 316 Stainless.

COMPRESSION SPRINGS: LITE PRESSURE™ SERIES

ENDS NOT GROUND • Type 316 Stainless Steel (Passivated Ultrasonically Cleaned)

LEE STOCK NUMBER	OUTSIDE DIAMETER		WORK IN HOLE		WORK OVER ROD		WIRE DIAMETER		PRESSURE @ 80% DEFLECTION		APPROX. LOAD AT SOLID HGT.		FREE LENGTH		SPRING RATE		SOLID HEIGHT		PRICE GROUP
	IN.	MM	IN.	MM	IN.	MM	IN.	MM	PSI	kPa	LB.	KG	IN.	MM	LB/IN.	KG/MM	IN.	MM	
LP 016BC 01	.265	6.73	.281	7.14	.188	4.78	.016	.41	5.5	38	.379	.172	0.313	7.95	1.751	0.031	0.096	2.45	N
LP 016BC 02													0.500	12.70	1.027	0.018	0.131	3.32	N
LP 016BC 03													0.625	15.88	0.804	0.014	0.154	3.90	N
LP 016BC 04													0.750	19.05	0.661	0.012	0.176	4.48	N
LP 016BC 05													1.000	25.40	0.487	0.009	0.222	5.64	N
LP 016BC 06													1.250	31.75	0.386	0.007	0.268	6.80	N
LP 011C 01	.300	7.62	.313	7.95	.250	6.35	.011	.28	1	7	.096	.044	0.313	7.95	0.373	0.007	0.055	1.41	N
LP 011C 02													0.500	12.70	0.224	0.004	0.070	1.79	N
LP 011C 03													0.625	15.88	0.177	0.003	0.080	2.04	N
LP 011C 04													0.750	19.05	0.146	0.003	0.090	2.29	N
LP 011C 05													1.000	25.40	0.108	0.002	0.110	2.80	N
LP 011C 06													1.250	31.75	0.086	0.002	0.130	3.31	N
LP 012C 01	.300	7.62	.313	7.95	.250	6.35	.012	.30	2	14	.192	.087	0.313	7.95	0.741	0.013	0.054	1.36	N
LP 012C 02													0.500	12.70	0.443	0.008	0.065	1.66	N
LP 012C 03													0.625	15.88	0.349	0.006	0.073	1.86	N
LP 012C 04													0.750	19.05	0.288	0.005	0.081	2.06	N
LP 012C 05													1.000	25.40	0.213	0.004	0.097	2.47	N
LP 012C 06													1.250	31.75	0.169	0.003	0.113	2.87	N
LP 013C 01	.300	7.62	.313	7.95	.250	6.35	.013	.33	3	21	.289	.131	0.313	7.95	1.125	0.020	0.056	1.43	N
LP 013C 02													0.500	12.70	0.668	0.012	0.068	1.74	N
LP 013C 03													0.625	15.88	0.526	0.009	0.076	1.94	N
LP 013C 04													0.750	19.05	0.433	0.008	0.084	2.14	N
LP 013C 05													1.000	25.40	0.321	0.006	0.100	2.55	N
LP 013C 06													1.250	31.75	0.254	0.005	0.116	2.95	N
LP 014C 01	.300	7.62	.313	7.95	.250	6.35	.014	.36	4	28	.385	.174	0.313	7.95	1.526	0.027	0.061	1.55	N
LP 014C 02													0.500	12.70	0.903	0.016	0.074	1.88	N
LP 014C 03													0.625	15.88	0.709	0.013	0.083	2.10	N
LP 014C 04													0.750	19.05	0.584	0.010	0.091	2.32	N
LP 014C 05													1.000	25.40	0.432	0.008	0.109	2.76	N
LP 014C 06													1.250	31.75	0.342	0.006	0.126	3.20	N
LP 016C 01	.300	7.62	.313	7.95	.250	6.35	.016	.41	5	35	.481	.218	0.313	7.95	1.668	0.030	0.082	2.09	N
LP 016C 02													0.500	12.70	0.978	0.017	0.107	2.71	N
LP 016C 03													0.625	15.88	0.766	0.014	0.123	3.12	N
LP 016C 04													0.750	19.05	0.630	0.011	0.139	3.53	N
LP 016C 05													1.000	25.40	0.464	0.008	0.171	4.35	N
LP 016C 06													1.250	31.75	0.368	0.007	0.204	5.17	N
LP 013D 01	.312	7.92	.328	8.33	.250	6.35	.013	.33	1	7	.106	.048	0.313	7.95	0.449	0.008	0.078	1.97	N
LP 013D 02													0.500	12.70	0.267	0.005	0.104	2.64	N
LP 013D 03													0.625	15.88	0.210	0.004	0.122	3.09	N
LP 013D 04													0.750	19.05	0.173	0.003	0.139	3.54	N
LP 013D 05													1.000	25.40	0.128	0.002	0.175	4.44	N
LP 013D 06													1.250	31.75	0.102	0.002	0.210	5.33	N

COMPRESSION SPRINGS



SPECIAL INSTRUCTIONS FOR LITE PRESSURE™ COMPRESSION SERIES

PRICING: See Inside Back Cover for pricing for up to 199. To price or order up to 1000 pcs. visit leespring.com; 1000+ pcs. contact Lee Spring.
CALCULATIONS: Spring Rate and Load at Solid Height are pre-calculated for Type 316 Stainless.

COMPRESSION SPRINGS: LITE PRESSURE™ SERIES

ENDS NOT GROUND • Type 316 Stainless Steel (Passivated Ultrasonically Cleaned)

COMPRESSION SPRINGS

LEE STOCK NUMBER	OUTSIDE DIAMETER		WORK IN HOLE		WORK OVER ROD		WIRE DIAMETER		PRESSURE @ 80% DEFLECTION		APPROX. LOAD AT SOLID HGT.		FREE LENGTH		SPRING RATE		SOLID HEIGHT		PRICE GROUP
	IN.	MM	IN.	MM	IN.	MM	IN.	MM	PSI	kPa	LB.	KG	IN.	MM	LB/IN.	KG/MM	IN.	MM	
LP 014D 01													0.313	7.95	0.873	0.016	0.071	1.81	N
LP 014D 02													0.500	12.70	0.517	0.009	0.091	2.32	N
LP 014D 03	.312	7.92	.328	8.33	.250	6.35	.014	.36	2	14	.211	.096	0.625	15.88	0.406	0.007	0.105	2.66	N
LP 014D 04													0.750	19.05	0.334	0.006	0.118	3.00	N
LP 014D 05													1.000	25.40	0.247	0.004	0.145	3.68	N
LP 014D 06													1.250	31.75	0.196	0.003	0.172	4.36	N
LP 016D 01													0.313	7.95	1.386	0.025	0.084	2.15	N
LP 016D 02													0.500	12.70	0.813	0.015	0.110	2.80	N
LP 016D 03	.312	7.92	.328	8.33	.250	6.35	.016	.41	3	21	.317	.144	0.625	15.88	0.637	0.011	0.127	3.24	N
LP 016D 04													0.750	19.05	0.523	0.009	0.145	3.67	N
LP 016D 05													1.000	25.40	0.386	0.007	0.179	4.55	N
LP 016D 06													1.250	31.75	0.306	0.005	0.213	5.42	N
LP 018D 01													0.313	7.95	1.990	0.036	0.101	2.56	N
LP 018D 02													0.500	12.70	1.156	0.021	0.134	3.41	N
LP 018D 03	.312	7.92	.328	8.33	.250	6.35	.018	.46	4	28	.422	.192	0.625	15.88	0.903	0.016	0.157	3.99	N
LP 018D 04													0.750	19.05	0.741	0.013	0.180	4.56	N
LP 018D 05													1.000	25.40	0.545	0.010	0.225	5.71	N
LP 018D 06													1.250	31.75	0.431	0.008	0.270	6.85	N
LP 020D 01													0.313	7.95	2.722	0.049	0.119	3.02	N
LP 020D 02													0.500	12.70	1.565	0.028	0.163	4.13	N
LP 020D 03	.312	7.92	.328	8.33	.250	6.35	.020	.51	5	35	.528	.240	0.625	15.88	1.219	0.022	0.192	4.87	N
LP 020D 04													0.750	19.05	0.998	0.018	0.221	5.61	N
LP 020D 05													1.000	25.40	0.733	0.013	0.279	7.09	N
LP 020D 06													1.250	31.75	0.579	0.010	0.338	8.58	N
LP 013DE 01													0.500	12.70	0.379	0.007	0.077	1.97	N
LP 013DE 02													0.625	15.88	0.299	0.005	0.088	2.23	N
LP 013DE 03	.330	8.38	.344	8.74	.281	7.14	.013	.33	1.5	10	.160	.073	0.750	19.05	0.246	0.004	0.098	2.49	N
LP 013DE 04													0.875	22.23	0.209	0.004	0.109	2.76	N
LP 013DE 05													1.000	25.40	0.182	0.003	0.119	3.02	N
LP 013DE 06													1.250	31.75	0.144	0.003	0.140	3.55	N
LP 014DE 01													0.500	12.70	0.630	0.011	0.076	1.93	N
LP 014DE 02													0.625	15.88	0.495	0.009	0.085	2.16	N
LP 014DE 03	.330	8.38	.344	8.74	.281	7.14	.014	.36	2.5	17	.267	.121	0.750	19.05	0.408	0.007	0.094	2.39	N
LP 014DE 04													0.875	22.23	0.346	0.006	0.103	2.63	N
LP 014DE 05													1.000	25.40	0.301	0.005	0.113	2.86	N
LP 014DE 06													1.250	31.75	0.239	0.004	0.131	3.33	N
LP 016DE 01													0.500	12.70	0.922	0.016	0.094	2.39	N
LP 016DE 02													0.625	15.88	0.722	0.013	0.107	2.71	N
LP 016DE 03	.330	8.38	.344	8.74	.281	7.14	.016	.41	3.5	24	.374	.170	0.750	19.05	0.593	0.011	0.119	3.03	N
LP 016DE 04													0.875	22.23	0.504	0.009	0.132	3.35	N
LP 016DE 05													1.000	25.40	0.438	0.008	0.145	3.68	N
LP 016DE 06													1.250	31.75	0.347	0.006	0.170	4.32	N

SPECIAL INSTRUCTIONS FOR LITE PRESSURE™ COMPRESSION SERIES


PRICING: See Inside Back Cover for pricing for up to 199. To price or order up to 1000 pcs. visit leespring.com; 1000+ pcs. contact Lee Spring.
CALCULATIONS: Spring Rate and Load at Solid Height are pre-calculated for Type 316 Stainless.

COMPRESSION SPRINGS: LITE PRESSURE™ SERIES

ENDS NOT GROUND • Type 316 Stainless Steel (Passivated Ultrasonically Cleaned)

LEE STOCK NUMBER	OUTSIDE DIAMETER		WORK IN HOLE		WORK OVER ROD		WIRE DIAMETER		PRESSURE @ 80% DEFLECTION		APPROX. LOAD AT SOLID HGT.		FREE LENGTH		SPRING RATE		SOLID HEIGHT		PRICE GROUP
	IN.	MM	IN.	MM	IN.	MM	IN.	MM	PSI	kPa	LB.	KG	IN.	MM	LB/IN.	KG/MM	IN.	MM	
LP 018DE 01		8.38	.344	8.74	.250	6.35	.018	.46	4.5	31	.481	.218	0.500	12.70	1.253	0.022	0.116	2.95	N
LP 018DE 02													0.625	15.88	0.979	0.017	0.133	3.39	N
LP 018DE 03	.330	8.38	.344	8.74	.250	6.35	.018	.46	4.5	31	.481	.218	0.750	19.05	0.803	0.014	0.151	3.83	N
LP 018DE 04													0.875	22.23	0.681	0.012	0.168	4.27	N
LP 018DE 05	.330	8.38	.344	8.74	.250	6.35	.018	.46	4.5	31	.481	.218	1.000	25.40	0.591	0.011	0.186	4.72	N
LP 018DE 06													1.250	31.75	0.467	0.008	0.220	5.60	N
LP 020DE 01		8.38	.344	8.74	.250	6.35	.020	.51	5.5	38	.588	.267	0.500	12.70	1.642	0.029	0.142	3.60	N
LP 020DE 02													0.625	15.88	1.278	0.023	0.165	4.19	N
LP 020DE 03	.330	8.38	.344	8.74	.250	6.35	.020	.51	5.5	38	.588	.267	0.750	19.05	1.047	0.019	0.188	4.78	N
LP 020DE 04													0.875	22.23	0.886	0.016	0.212	5.37	N
LP 020DE 05	.330	8.38	.344	8.74	.250	6.35	.020	.51	5.5	38	.588	.267	1.000	25.40	0.768	0.014	0.235	5.96	N
LP 020DE 06													1.250	31.75	0.607	0.011	0.281	7.14	N
LP 014E 01		9.14	.375	9.53	.313	7.94	.014	.36	1	7	.138	.063	0.500	12.70	0.337	0.006	0.090	2.29	N
LP 014E 02													0.625	15.88	0.265	0.005	0.103	2.63	N
LP 014E 03	.360	9.14	.375	9.53	.313	7.94	.014	.36	1	7	.138	.063	0.750	19.05	0.218	0.004	0.116	2.96	N
LP 014E 04													0.875	22.23	0.185	0.003	0.130	3.29	N
LP 014E 05	.360	9.14	.375	9.53	.313	7.94	.014	.36	1	7	.138	.063	1.000	25.40	0.161	0.003	0.143	3.63	N
LP 014E 06													1.250	31.75	0.128	0.002	0.169	4.29	N
LP 016E 01		9.14	.375	9.53	.313	7.94	.016	.41	2	14	.276	.125	0.500	12.70	0.682	0.012	0.095	2.42	N
LP 016E 02													0.625	15.88	0.534	0.010	0.108	2.75	N
LP 016E 03	.360	9.14	.375	9.53	.313	7.94	.016	.41	2	14	.276	.125	0.750	19.05	0.439	0.008	0.121	3.08	N
LP 016E 04													0.875	22.23	0.373	0.007	0.134	3.41	N
LP 016E 05	.360	9.14	.375	9.53	.313	7.94	.016	.41	2	14	.276	.125	1.000	25.40	0.324	0.006	0.147	3.74	N
LP 016E 06													1.250	31.75	0.257	0.005	0.174	4.41	N
LP 018E 01		9.14	.375	9.53	.281	7.14	.018	.46	3	21	.414	.188	0.500	12.70	1.061	0.019	0.110	2.79	N
LP 018E 02													0.625	15.88	0.829	0.015	0.125	3.18	N
LP 018E 03	.360	9.14	.375	9.53	.281	7.14	.018	.46	3	21	.414	.188	0.750	19.05	0.680	0.012	0.141	3.58	N
LP 018E 04													0.875	22.23	0.576	0.010	0.156	3.97	N
LP 018E 05	.360	9.14	.375	9.53	.281	7.14	.018	.46	3	21	.414	.188	1.000	25.40	0.500	0.009	0.172	4.37	N
LP 018E 06													1.250	31.75	0.396	0.007	0.203	5.16	N
LP 020E 01		9.14	.375	9.53	.281	7.14	.020	.51	4	28	.552	.250	0.500	12.70	1.486	0.027	0.128	3.26	N
LP 020E 02													0.625	15.88	1.158	0.021	0.148	3.76	N
LP 020E 03	.360	9.14	.375	9.53	.281	7.14	.020	.51	4	28	.552	.250	0.750	19.05	0.948	0.017	0.167	4.25	N
LP 020E 04													0.875	22.23	0.802	0.014	0.187	4.75	N
LP 020E 05	.360	9.14	.375	9.53	.281	7.14	.020	.51	4	28	.552	.250	1.000	25.40	0.696	0.012	0.206	5.24	N
LP 020E 06													1.250	31.75	0.550	0.010	0.245	6.23	N
LP 022E 01		9.14	.375	9.53	.281	7.14	.022	.56	5	35	.690	.313	0.500	12.70	1.975	0.035	0.150	3.82	N
LP 022E 02													0.625	15.88	1.533	0.027	0.175	4.44	N
LP 022E 03	.360	9.14	.375	9.53	.281	7.14	.022	.56	5	35	.690	.313	0.750	19.05	1.253	0.022	0.199	5.06	N
LP 022E 04													0.875	22.23	1.059	0.019	0.223	5.68	N
LP 022E 05	.360	9.14	.375	9.53	.281	7.14	.022	.56	5	35	.690	.313	1.000	25.40	0.918	0.016	0.248	6.29	N
LP 022E 06													1.250	31.75	0.724	0.013	0.296	7.53	N

COMPRESSION SPRINGS



SPECIAL INSTRUCTIONS FOR LITE PRESSURE™ COMPRESSION SERIES

PRICING: See Inside Back Cover for pricing for up to 199. To price or order up to 1000 pcs. visit leespring.com; 1000+ pcs. contact Lee Spring.
CALCULATIONS: Spring Rate and Load at Solid Height are pre-calculated for Type 316 Stainless.

COMPRESSION SPRINGS: LITE PRESSURE™ SERIES

ENDS NOT GROUND • Type 316 Stainless Steel (Passivated Ultrasonically Cleaned)

COMPRESSION SPRINGS

LEE STOCK NUMBER	OUTSIDE DIAMETER		WORK IN HOLE		WORK OVER ROD		WIRE DIAMETER		PRESSURE @ 80% DEFLECTION		APPROX. LOAD AT SOLID HGT.		FREE LENGTH		SPRING RATE		SOLID HEIGHT		PRICE GROUP
	IN.	MM	IN.	MM	IN.	MM	IN.	MM	PSI	kPa	LB.	KG	IN.	MM	LB/IN.	KG/MM	IN.	MM	
LP 016F 01									1	7	.150	.068	0.500	12.70	0.395	0.007	0.120	3.04	N
LP 016F 02													0.625	15.88	0.309	0.006	0.140	3.55	N
LP 016F 03	.375	9.53	.391	9.93	.313	7.94	.016	.41					0.750	19.05	0.254	0.005	0.159	4.05	N
LP 016F 04													0.875	22.23	0.216	0.004	0.179	4.55	N
LP 016F 05													1.000	25.40	0.187	0.003	0.199	5.06	N
LP 016F 06													1.250	31.75	0.148	0.003	0.239	6.07	N
LP 018F 01									2	14	.300	.136	0.500	12.70	0.789	0.014	0.120	3.04	N
LP 018F 02													0.625	15.88	0.617	0.011	0.138	3.51	N
LP 018F 03	.375	9.53	.391	9.93	.313	7.94	.018	.46					0.750	19.05	0.506	0.009	0.157	3.98	N
LP 018F 04													0.875	22.23	0.429	0.008	0.175	4.45	N
LP 018F 05													1.000	25.40	0.372	0.007	0.193	4.91	N
LP 018F 06													1.250	31.75	0.294	0.005	0.230	5.85	N
LP 020F 01									3	21	.450	.204	0.500	12.70	1.227	0.022	0.133	3.38	N
LP 020F 02													0.625	15.88	0.955	0.017	0.154	3.90	N
LP 020F 03	.375	9.53	.391	9.93	.313	7.94	.020	.51					0.750	19.05	0.782	0.014	0.174	4.43	N
LP 020F 04													0.875	22.23	0.662	0.012	0.195	4.95	N
LP 020F 05													1.000	25.40	0.574	0.010	0.216	5.48	N
LP 020F 06													1.250	31.75	0.454	0.008	0.257	6.53	N
LP 022F 01									4	28	.600	.272	0.500	12.70	1.721	0.031	0.151	3.84	N
LP 022F 02													0.625	15.88	1.336	0.024	0.176	4.46	N
LP 022F 03	.375	9.53	.391	9.93	.313	7.94	.022	.56					0.750	19.05	1.092	0.019	0.200	5.08	N
LP 022F 04													0.875	22.23	0.923	0.016	0.225	5.71	N
LP 022F 05													1.000	25.40	0.800	0.014	0.249	6.33	N
LP 022F 06													1.250	31.75	0.631	0.011	0.298	7.57	N
LP 024F 01									5	35	.750	.340	0.500	12.70	2.291	0.041	0.172	4.38	N
LP 024F 02													0.625	15.88	1.773	0.032	0.202	5.13	N
LP 024F 03	.375	9.53	.391	9.93	.281	7.14	.024	.61					0.750	19.05	1.446	0.026	0.231	5.87	N
LP 024F 04													0.875	22.23	1.221	0.022	0.260	6.62	N
LP 024F 05													1.000	25.40	1.057	0.019	0.290	7.36	N
LP 024F 06													1.250	31.75	0.832	0.015	0.348	8.85	N
LP 016FG 01									1.5	10	.224	.102	0.500	12.70	0.551	0.010	0.093	2.37	N
LP 016FG 02													0.625	15.88	0.432	0.008	0.106	2.69	N
LP 016FG 03	.390	9.91	.406	10.31	.313	7.94	.016	.41					0.750	19.05	0.355	0.006	0.119	3.01	N
LP 016FG 04													0.875	22.23	0.301	0.005	0.131	3.33	N
LP 016FG 05													1.000	25.40	0.262	0.005	0.144	3.65	N
LP 016FG 06													1.250	31.75	0.207	0.004	0.169	4.29	P
LP 018FG 01									2.5	17	.373	.169	0.500	12.70	0.940	0.017	0.103	2.61	N
LP 018FG 02													0.625	15.88	0.734	0.013	0.116	2.96	N
LP 018FG 03	.390	9.91	.406	10.31	.313	7.94	.018	.46					0.750	19.05	0.602	0.011	0.130	3.31	N
LP 018FG 04													0.875	22.23	0.511	0.009	0.144	3.65	N
LP 018FG 05													1.000	25.40	0.443	0.008	0.158	4.00	N
LP 018FG 06													1.250	31.75	0.350	0.006	0.185	4.70	P

SPECIAL INSTRUCTIONS FOR LITE PRESSURE™ COMPRESSION SERIES


PRICING: See Inside Back Cover for pricing for up to 199. To price or order up to 1000 pcs. visit leespring.com; 1000+ pcs. contact Lee Spring.
CALCULATIONS: Spring Rate and Load at Solid Height are pre-calculated for Type 316 Stainless.

COMPRESSION SPRINGS: LITE PRESSURE™ SERIES

ENDS NOT GROUND • Type 316 Stainless Steel (Passivated Ultrasonically Cleaned)

LEE STOCK NUMBER	OUTSIDE DIAMETER		WORK IN HOLE		WORK OVER ROD		WIRE DIAMETER		PRESSURE @ 80% DEFLECTION		APPROX. LOAD AT SOLID HGT.		FREE LENGTH		SPRING RATE		SOLID HEIGHT		PRICE GROUP
	IN.	MM	IN.	MM	IN.	MM	IN.	MM	PSI	kPa	LB.	KG	IN.	MM	LB/IN.	KG/MM	IN.	MM	
LP 020FG 01	.390	9.91	.406	10.31	.313	7.94	.020	.51	3.5	24	.523	.237	0.500	12.70	1.367	0.024	0.118	2.99	N
LP 020FG 02													0.625	15.88	1.065	0.019	0.134	3.41	N
LP 020FG 03													0.750	19.05	0.872	0.016	0.151	3.82	N
LP 020FG 04													0.875	22.23	0.738	0.013	0.167	4.24	N
LP 020FG 05													1.000	25.40	0.640	0.011	0.183	4.66	N
LP 020FG 06													1.250	31.75	0.506	0.009	0.216	5.49	P
LP 022FG 01	.390	9.91	.406	10.31	.313	7.94	.022	.56	4.5	31	.672	.305	0.500	12.70	1.846	0.033	0.136	3.45	N
LP 022FG 02													0.625	15.88	1.433	0.026	0.156	3.97	N
LP 022FG 03													0.750	19.05	1.171	0.021	0.176	4.48	N
LP 022FG 04													0.875	22.23	0.990	0.018	0.197	4.99	N
LP 022FG 05													1.000	25.40	0.858	0.015	0.217	5.50	N
LP 022FG 06													1.250	31.75	0.677	0.012	0.257	6.53	P
LP 024FG 01	.390	9.91	.406	10.31	.313	7.94	.024	.61	5.5	38	.821	.373	0.500	12.70	2.393	0.043	0.157	3.98	N
LP 024FG 02													0.625	15.88	1.852	0.033	0.182	4.61	N
LP 024FG 03													0.750	19.05	1.511	0.027	0.206	5.24	N
LP 024FG 04													0.875	22.23	1.276	0.023	0.231	5.87	N
LP 024FG 05													1.000	25.40	1.104	0.020	0.256	6.50	N
LP 024FG 06													1.250	31.75	0.870	0.016	0.305	7.76	P
LP 018G 01	.420	10.67	.438	11.13	.344	8.73	.018	.46	1	7	.188	.085	0.500	12.70	0.504	0.009	0.126	3.21	N
LP 018G 02													0.625	15.88	0.394	0.007	0.146	3.72	N
LP 018G 03													0.750	19.05	0.323	0.006	0.167	4.23	N
LP 018G 04													0.875	22.23	0.274	0.005	0.187	4.75	N
LP 018G 05													1.000	25.40	0.238	0.004	0.207	5.26	N
LP 018G 06													1.250	31.75	0.188	0.003	0.248	6.29	P
LP 020G 01	.420	10.67	.438	11.13	.344	8.73	.020	.51	2	14	.377	.171	0.500	12.70	0.998	0.018	0.123	3.11	N
LP 020G 02													0.625	15.88	0.777	0.014	0.140	3.57	N
LP 020G 03													0.750	19.05	0.636	0.011	0.158	4.02	N
LP 020G 04													0.875	22.23	0.539	0.010	0.176	4.47	N
LP 020G 05													1.000	25.40	0.467	0.008	0.194	4.92	N
LP 020G 06													1.250	31.75	0.369	0.007	0.229	5.83	P
LP 022G 01	.420	10.67	.438	11.13	.344	8.73	.022	.56	3	21	.565	.256	0.500	12.70	1.537	0.027	0.132	3.37	N
LP 022G 02													0.625	15.88	1.194	0.021	0.152	3.85	N
LP 022G 03													0.750	19.05	0.975	0.017	0.171	4.34	N
LP 022G 04													0.875	22.23	0.825	0.015	0.190	4.82	N
LP 022G 05													1.000	25.40	0.714	0.013	0.209	5.31	N
LP 022G 06													1.250	31.75	0.564	0.010	0.247	6.28	P
LP 024G 01	.420	10.67	.438	11.13	.344	8.73	.024	.61	4	28	.753	.342	0.500	12.70	2.135	0.038	0.147	3.74	N
LP 024G 02													0.625	15.88	1.652	0.029	0.169	4.29	N
LP 024G 03													0.750	19.05	1.348	0.024	0.191	4.85	N
LP 024G 04													0.875	22.23	1.138	0.020	0.213	5.41	N
LP 024G 05													1.000	25.40	0.985	0.018	0.235	5.96	N
LP 024G 06													1.250	31.75	0.776	0.014	0.279	7.08	P

COMPRESSION SPRINGS



SPECIAL INSTRUCTIONS FOR LITE PRESSURE™ COMPRESSION SERIES

PRICING: See Inside Back Cover for pricing for up to 199. To price or order up to 1000 pcs. visit leespring.com; 1000+ pcs. contact Lee Spring.
CALCULATIONS: Spring Rate and Load at Solid Height are pre-calculated for Type 316 Stainless.

COMPRESSION SPRINGS: LITE PRESSURE™ SERIES

ENDS NOT GROUND • Type 316 Stainless Steel (Passivated Ultrasonically Cleaned)

COMPRESSION SPRINGS

LEE STOCK NUMBER	OUTSIDE DIAMETER		WORK IN HOLE		WORK OVER ROD		WIRE DIAMETER		PRESSURE @ 80% DEFLECTION		APPROX. LOAD AT SOLID HGT.		FREE LENGTH		SPRING RATE		SOLID HEIGHT		PRICE GROUP
	IN.	MM	IN.	MM	IN.	MM	IN.	MM	PSI	kPa	LB.	KG	IN.	MM	LB/IN.	KG/MM	IN.	MM	
LP 026G 01		10.67	.438	11.13	.344	8.73	.026	.66	5	35	.942	.427	0.500	12.70	2.807	0.050	0.165	4.18	N
LP 026G 02													0.625	15.88	2.166	0.039	0.190	4.83	N
LP 026G 03	.420	10.67	.438	11.13	.344	8.73	.026	.66	5	35	.942	.427	0.750	19.05	1.763	0.031	0.216	5.48	N
LP 026G 04													0.875	22.23	1.486	0.027	0.241	6.13	N
LP 026G 05		10.67	.438	11.13	.344	8.73	.026	.66	5	35	.942	.427	1.000	25.40	1.285	0.023	0.267	6.78	N
LP 026G 06													1.250	31.75	1.011	0.018	0.318	8.08	P
LP 018GH 01		11.13	.453	11.51	.375	9.53	.018	.46	1.5	10	.283	.128	0.750	19.05	0.452	0.008	0.125	3.16	P
LP 018GH 02													1.000	25.40	0.332	0.006	0.150	3.81	P
LP 018GH 03		11.13	.453	11.51	.375	9.53	.018	.46	1.5	10	.283	.128	1.250	31.75	0.263	0.005	0.175	4.45	P
LP 018GH 04													1.500	38.10	0.217	0.004	0.201	5.10	P
LP 018GH 05		11.13	.453	11.51	.375	9.53	.018	.46	1.5	10	.283	.128	1.750	44.45	0.185	0.003	0.226	5.74	P
LP 018GH 06													2.000	50.80	0.162	0.003	0.251	6.38	P
LP 020GH 01		11.13	.453	11.51	.375	9.53	.020	.51	2.5	17	.471	.214	0.750	19.05	0.762	0.014	0.132	3.35	P
LP 020GH 02													1.000	25.40	0.559	0.010	0.158	4.01	P
LP 020GH 03		11.13	.453	11.51	.375	9.53	.020	.51	2.5	17	.471	.214	1.250	31.75	0.442	0.008	0.184	4.67	P
LP 020GH 04													1.500	38.10	0.365	0.007	0.210	5.34	P
LP 020GH 05		11.13	.453	11.51	.375	9.53	.020	.51	2.5	17	.471	.214	1.750	44.45	0.311	0.006	0.236	6.00	P
LP 020GH 06													2.000	50.80	0.271	0.005	0.262	6.66	P
LP 022GH 01		11.13	.453	11.51	.375	9.53	.022	.56	3.5	24	.659	.299	0.750	19.05	1.095	0.020	0.148	3.75	P
LP 022GH 02													1.000	25.40	0.802	0.014	0.178	4.51	P
LP 022GH 03		11.13	.453	11.51	.375	9.53	.022	.56	3.5	24	.659	.299	1.250	31.75	0.632	0.011	0.208	5.27	P
LP 022GH 04													1.500	38.10	0.522	0.009	0.237	6.03	P
LP 022GH 05		11.13	.453	11.51	.375	9.53	.022	.56	3.5	24	.659	.299	1.750	44.45	0.445	0.008	0.267	6.79	P
LP 022GH 06													2.000	50.80	0.387	0.007	0.297	7.55	P
LP 024GH 01		11.13	.453	11.51	.375	9.53	.024	.61	4.5	31	.848	.384	0.750	19.05	1.457	0.026	0.168	4.27	P
LP 024GH 02													1.000	25.40	1.064	0.019	0.204	5.18	P
LP 024GH 03		11.13	.453	11.51	.375	9.53	.024	.61	4.5	31	.848	.384	1.250	31.75	0.839	0.015	0.239	6.08	P
LP 024GH 04													1.500	38.10	0.692	0.012	0.275	6.98	P
LP 024GH 05		11.13	.453	11.51	.375	9.53	.024	.61	4.5	31	.848	.384	1.750	44.45	0.589	0.011	0.310	7.88	P
LP 024GH 06													2.000	50.80	0.512	0.009	0.346	8.78	P
LP 026GH 01		11.13	.453	11.51	.344	8.73	.026	.66	5.5	38	1.036	.470	0.750	19.05	1.858	0.033	0.192	4.89	P
LP 026GH 02													1.000	25.40	1.354	0.024	0.235	5.97	P
LP 026GH 03		11.13	.453	11.51	.344	8.73	.026	.66	5.5	38	1.036	.470	1.250	31.75	1.065	0.019	0.277	7.05	P
LP 026GH 04													1.500	38.10	0.878	0.016	0.320	8.13	P
LP 026GH 05		11.13	.453	11.51	.344	8.73	.026	.66	5.5	38	1.036	.470	1.750	44.45	0.747	0.013	0.362	9.21	P
LP 026GH 06													2.000	50.80	0.649	0.012	0.405	10.29	P
LP 018H 01		11.56	.469	11.91	.375	9.53	.018	.46	1	7	.216	.098	0.750	19.05	0.351	0.006	0.135	3.42	P
LP 018H 02													1.000	25.40	0.258	0.005	0.164	4.16	P
LP 018H 03		11.56	.469	11.91	.375	9.53	.018	.46	1	7	.216	.098	1.250	31.75	0.204	0.004	0.193	4.89	P
LP 018H 04													1.500	38.10	0.169	0.003	0.222	5.63	P
LP 018H 05		11.56	.469	11.91	.375	9.53	.018	.46	1	7	.216	.098	1.750	44.45	0.144	0.003	0.251	6.36	P
LP 018H 06													2.000	50.80	0.126	0.002	0.279	7.10	P

SPECIAL INSTRUCTIONS FOR LITE PRESSURE™ COMPRESSION SERIES


PRICING: See Inside Back Cover for pricing for up to 199. To price or order up to 1000 pcs. visit leespring.com; 1000+ pcs. contact Lee Spring.
CALCULATIONS: Spring Rate and Load at Solid Height are pre-calculated for Type 316 Stainless.

COMPRESSION SPRINGS: LITE PRESSURE™ SERIES

ENDS NOT GROUND • Type 316 Stainless Steel (Passivated Ultrasonically Cleaned)

LEE STOCK NUMBER	OUTSIDE DIAMETER		WORK IN HOLE		WORK OVER ROD		WIRE DIAMETER		PRESSURE @ 80% DEFLECTION		APPROX. LOAD AT SOLID HGT.		FREE LENGTH		SPRING RATE		SOLID HEIGHT		PRICE GROUP
	IN.	MM	IN.	MM	IN.	MM	IN.	MM	PSI	kPa	LB.	KG	IN.	MM	LB/IN.	KG/MM	IN.	MM	
LP 020H 01	.455	11.56	.469	11.91	.375	9.53	.020	.51	2	14	.432	.196	0.750	19.05	0.696	0.012	0.130	3.30	P
LP 020H 02													1.000	25.40	0.511	0.009	0.155	3.94	P
LP 020H 03													1.250	31.75	0.404	0.007	0.180	4.58	P
LP 020H 04													1.500	38.10	0.334	0.006	0.206	5.22	P
LP 020H 05													1.750	44.45	0.284	0.005	0.231	5.87	P
LP 020H 06													2.000	50.80	0.248	0.004	0.256	6.51	P
LP 022H 01	.455	11.56	.469	11.91	.375	9.53	.022	.56	3	21	.648	.294	0.750	19.05	1.063	0.019	0.141	3.57	P
LP 022H 02													1.000	25.40	0.779	0.014	0.168	4.27	P
LP 022H 03													1.250	31.75	0.614	0.011	0.195	4.96	P
LP 022H 04													1.500	38.10	0.507	0.009	0.222	5.65	P
LP 022H 05													1.750	44.45	0.432	0.008	0.250	6.34	P
LP 022H 06													2.000	50.80	0.376	0.007	0.277	7.04	P
LP 024H 01	.455	11.56	.469	11.91	.375	9.53	.024	.61	4	28	.864	.392	0.750	19.05	1.457	0.026	0.157	4.00	P
LP 024H 02													1.000	25.40	1.065	0.019	0.189	4.79	P
LP 024H 03													1.250	31.75	0.839	0.015	0.220	5.59	P
LP 024H 04													1.500	38.10	0.692	0.012	0.252	6.39	P
LP 024H 05													1.750	44.45	0.589	0.011	0.283	7.19	P
LP 024H 06													2.000	50.80	0.513	0.009	0.315	7.99	P
LP 026H 01	.455	11.56	.469	11.91	.375	9.53	.026	.66	5	35	1.080	.490	0.750	19.05	1.887	0.034	0.178	4.51	P
LP 026H 02													1.000	25.40	1.375	0.025	0.215	5.46	P
LP 026H 03													1.250	31.75	1.082	0.019	0.252	6.40	P
LP 026H 04													1.500	38.10	0.892	0.016	0.289	7.34	P
LP 026H 05													1.750	44.45	0.758	0.014	0.326	8.28	P
LP 026H 06													2.000	50.80	0.660	0.012	0.363	9.22	P
LP 020J 01	.480	12.19	.500	12.70	.406	10.32	.020	.51	1	7	.245	.111	0.750	19.05	0.415	0.007	0.159	4.04	P
LP 020J 02													1.000	25.40	0.305	0.005	0.195	4.95	P
LP 020J 03													1.250	31.75	0.241	0.004	0.231	5.86	P
LP 020J 04													1.500	38.10	0.199	0.004	0.267	6.77	P
LP 020J 05													1.750	44.45	0.170	0.003	0.302	7.68	P
LP 020J 06													2.000	50.80	0.148	0.003	0.338	8.59	R
LP 022J 01	.480	12.19	.500	12.70	.406	10.32	.022	.56	2	14	.491	.223	0.750	19.05	0.816	0.015	0.148	3.76	P
LP 022J 02													1.000	25.40	0.597	0.011	0.178	4.53	P
LP 022J 03													1.250	31.75	0.471	0.008	0.208	5.29	P
LP 022J 04													1.500	38.10	0.389	0.007	0.238	6.05	P
LP 022J 05													1.750	44.45	0.331	0.006	0.268	6.82	P
LP 022J 06													2.000	50.80	0.288	0.005	0.298	7.58	R
LP 024J 01	.480	12.19	.500	12.70	.406	10.32	.024	.61	3	21	.736	.334	0.750	19.05	1.241	0.022	0.157	3.98	P
LP 024J 02													1.000	25.40	0.907	0.016	0.188	4.77	P
LP 024J 03													1.250	31.75	0.714	0.013	0.219	5.56	P
LP 024J 04													1.500	38.10	0.589	0.011	0.250	6.36	P
LP 024J 05													1.750	44.45	0.501	0.009	0.281	7.15	P
LP 024J 06													2.000	50.80	0.436	0.008	0.313	7.94	R

COMPRESSION SPRINGS



SPECIAL INSTRUCTIONS FOR LITE PRESSURE™ COMPRESSION SERIES

PRICING: See Inside Back Cover for pricing for up to 199. To price or order up to 1000 pcs. visit leespring.com; 1000+ pcs. contact Lee Spring.
CALCULATIONS: Spring Rate and Load at Solid Height are pre-calculated for Type 316 Stainless.

COMPRESSION SPRINGS: LITE PRESSURE™ SERIES

ENDS NOT GROUND • Type 316 Stainless Steel (Passivated Ultrasonically Cleaned)

COMPRESSION SPRINGS

LEE STOCK NUMBER	OUTSIDE DIAMETER		WORK IN HOLE		WORK OVER ROD		WIRE DIAMETER		PRESSURE @ 80% DEFLECTION		APPROX. LOAD AT SOLID HGT.		FREE LENGTH		SPRING RATE		SOLID HEIGHT		PRICE GROUP
	IN.	MM	IN.	MM	IN.	MM	IN.	MM	PSI	kPa	LB.	KG	IN.	MM	LB/IN.	KG/MM	IN.	MM	
LP 026J 01													0.750	19.05	1.697	0.030	0.172	4.36	P
LP 026J 02													1.000	25.40	1.237	0.022	0.206	5.24	P
LP 026J 03	.480	12.19	.500	12.70	.406	10.32	.026	.66	4	28	.982	.445	1.250	31.75	0.973	0.017	0.241	6.12	P
LP 026J 04													1.500	38.10	0.802	0.014	0.276	7.01	P
LP 026J 05													1.750	44.45	0.682	0.012	0.311	7.89	R
LP 026J 06													2.000	50.80	0.593	0.011	0.345	8.78	R
LP 029J 01													0.750	19.05	2.273	0.041	0.210	5.33	P
LP 029J 02													1.000	25.40	1.650	0.029	0.256	6.51	P
LP 029J 03	.480	12.19	.500	12.70	.375	9.53	.029	.74	5	35	1.227	.557	1.250	31.75	1.296	0.023	0.303	7.69	P
LP 029J 04													1.500	38.10	1.066	0.019	0.349	8.87	P
LP 029J 05													1.750	44.45	0.906	0.016	0.395	10.05	R
LP 029J 06													2.000	50.80	0.788	0.014	0.442	11.22	R
LP 022JK 01													0.750	19.05	0.641	0.011	0.152	3.87	P
LP 022JK 02													1.000	25.40	0.469	0.008	0.184	4.68	P
LP 022JK 03	.510	12.95	.531	13.49	.438	11.11	.022	.56	1.5	10	.383	.174	1.250	31.75	0.370	0.007	0.216	5.48	R
LP 022JK 04													1.500	38.10	0.306	0.005	0.247	6.28	R
LP 022JK 05													1.750	44.45	0.260	0.005	0.279	7.08	R
LP 022JK 06													2.000	50.80	0.227	0.004	0.311	7.89	R
LP 024JK 01													0.750	19.05	1.069	0.019	0.153	3.89	P
LP 024JK 02													1.000	25.40	0.781	0.014	0.183	4.65	P
LP 024JK 03	.510	12.95	.531	13.49	.438	11.11	.024	.61	2.5	17	.638	.290	1.250	31.75	0.616	0.011	0.213	5.41	R
LP 024JK 04													1.500	38.10	0.508	0.009	0.243	6.17	R
LP 024JK 05													1.750	44.45	0.432	0.008	0.273	6.93	R
LP 024JK 06													2.000	50.80	0.376	0.007	0.303	7.68	R
LP 026JK 01													0.750	19.05	1.525	0.027	0.164	4.16	P
LP 026JK 02													1.000	25.40	1.111	0.020	0.196	4.97	P
LP 026JK 03	.510	12.95	.531	13.49	.406	10.32	.026	.66	3.5	24	.894	.405	1.250	31.75	0.874	0.016	0.228	5.79	R
LP 026JK 04													1.500	38.10	0.721	0.013	0.260	6.60	R
LP 026JK 05													1.750	44.45	0.613	0.011	0.292	7.41	R
LP 026JK 06													2.000	50.80	0.533	0.010	0.324	8.22	R
LP 029JK 01													0.750	19.05	2.081	0.037	0.198	5.02	P
LP 029JK 02													1.000	25.40	1.511	0.027	0.239	6.08	P
LP 029JK 03	.510	12.95	.531	13.49	.406	10.32	.029	.74	4.5	31	1.149	.521	1.250	31.75	1.186	0.021	0.281	7.14	R
LP 029JK 04													1.500	38.10	0.976	0.017	0.323	8.20	R
LP 029JK 05													1.750	44.45	0.830	0.015	0.365	9.26	R
LP 029JK 06													2.000	50.80	0.721	0.013	0.406	10.32	R
LP 032JK 01													0.750	19.05	2.735	0.049	0.236	6.01	P
LP 032JK 02													1.000	25.40	1.978	0.035	0.290	7.37	P
LP 032JK 03	.510	12.95	.531	13.49	.406	10.32	.032	.81	5.5	38	1.404	.637	1.250	31.75	1.550	0.028	0.344	8.73	R
LP 032JK 04													1.500	38.10	1.274	0.023	0.397	10.10	R
LP 032JK 05													1.750	44.45	1.081	0.019	0.451	11.46	R
LP 032JK 06													2.000	50.80	0.939	0.017	0.505	12.82	R

SPECIAL INSTRUCTIONS FOR LITE PRESSURE™ COMPRESSION SERIES


PRICING: See Inside Back Cover for pricing for up to 199. To price or order up to 1000 pcs. visit leespring.com; 1000+ pcs. contact Lee Spring.
CALCULATIONS: Spring Rate and Load at Solid Height are pre-calculated for Type 316 Stainless.

COMPRESSION SPRINGS: LITE PRESSURE™ SERIES

ENDS NOT GROUND • Type 316 Stainless Steel (Passivated Ultrasonically Cleaned)

LEE STOCK NUMBER	OUTSIDE DIAMETER		WORK IN HOLE		WORK OVER ROD		WIRE DIAMETER		PRESSURE @ 80% DEFLECTION		APPROX. LOAD AT SOLID HGT.		FREE LENGTH		SPRING RATE		SOLID HEIGHT		PRICE GROUP
	IN.	MM	IN.	MM	IN.	MM	IN.	MM	PSI	kPa	LB.	KG	IN.	MM	LB/IN.	KG/MM	IN.	MM	
LP 022K 01	.540	13.72	.562	14.27	.469	11.91	.022	.56	1	7	.310	.141	0.750	19.05	0.521	0.009	0.155	3.94	P
LP 022K 02													1.000	25.40	0.382	0.007	0.187	4.76	P
LP 022K 03													1.250	31.75	0.301	0.005	0.220	5.59	R
LP 022K 04													1.500	38.10	0.249	0.004	0.252	6.41	R
LP 022K 05													1.750	44.45	0.212	0.004	0.285	7.24	R
LP 022K 06													2.000	50.80	0.184	0.003	0.317	8.06	R
LP 024K 01	.540	13.72	.562	14.27	.469	11.91	.024	.61	2	14	.620	.281	0.750	19.05	1.022	0.018	0.143	3.63	P
LP 024K 02													1.000	25.40	0.746	0.013	0.169	4.29	P
LP 024K 03													1.250	31.75	0.588	0.010	0.195	4.96	R
LP 024K 04													1.500	38.10	0.485	0.009	0.221	5.62	R
LP 024K 05													1.750	44.45	0.413	0.007	0.248	6.29	R
LP 024K 06													2.000	50.80	0.359	0.006	0.274	6.95	R
LP 026K 01	.540	13.72	.562	14.27	.438	11.11	.026	.66	3	21	.930	.422	0.750	19.05	1.547	0.028	0.149	3.78	P
LP 026K 02													1.000	25.40	1.128	0.020	0.175	4.45	P
LP 026K 03													1.250	31.75	0.887	0.016	0.201	5.11	R
LP 026K 04													1.500	38.10	0.731	0.013	0.228	5.78	R
LP 026K 05													1.750	44.45	0.622	0.011	0.254	6.45	R
LP 026K 06													2.000	50.80	0.541	0.010	0.280	7.12	R
LP 029K 01	.540	13.72	.562	14.27	.438	11.11	.029	.74	4	28	1.240	.563	0.750	19.05	2.161	0.039	0.176	4.47	P
LP 029K 02													1.000	25.40	1.569	0.028	0.209	5.32	P
LP 029K 03													1.250	31.75	1.232	0.022	0.243	6.17	R
LP 029K 04													1.500	38.10	1.014	0.018	0.277	7.02	R
LP 029K 05													1.750	44.45	0.861	0.015	0.310	7.88	R
LP 029K 06													2.000	50.80	0.749	0.013	0.344	8.73	R
LP 032K 01	.540	13.72	.562	14.27	.438	11.11	.032	.81	5	35	1.550	.703	0.750	19.05	2.860	0.051	0.208	5.28	P
LP 032K 02													1.000	25.40	2.069	0.037	0.251	6.37	P
LP 032K 03													1.250	31.75	1.621	0.029	0.293	7.45	R
LP 032K 04													1.500	38.10	1.332	0.024	0.336	8.54	R
LP 032K 05													1.750	44.45	1.131	0.020	0.379	9.63	R
LP 032K 06													2.000	50.80	0.982	0.018	0.422	10.71	R
LP 024KL 01	.570	14.48	.594	15.09	.469	11.91	.024	.61	1.5	10	.478	.217	0.750	19.05	0.796	0.014	0.149	3.78	P
LP 024KL 02													1.000	25.40	0.581	0.010	0.177	4.50	P
LP 024KL 03													1.250	31.75	0.458	0.008	0.205	5.22	R
LP 024KL 04													1.500	38.10	0.378	0.007	0.234	5.94	R
LP 024KL 05													1.750	44.45	0.322	0.006	0.262	6.66	R
LP 024KL 06													2.000	50.80	0.280	0.005	0.290	7.38	R
LP 026KL 01	.570	14.48	.594	15.09	.469	11.91	.026	.66	2.5	17	.797	.362	0.750	19.05	1.324	0.024	0.148	3.75	P
LP 026KL 02													1.000	25.40	0.965	0.017	0.174	4.41	P
LP 026KL 03													1.250	31.75	0.759	0.014	0.200	5.07	R
LP 026KL 04													1.500	38.10	0.626	0.011	0.225	5.73	R
LP 026KL 05													1.750	44.45	0.532	0.010	0.251	6.38	R
LP 026KL 06													2.000	50.80	0.463	0.008	0.277	7.04	R

COMPRESSION SPRINGS



SPECIAL INSTRUCTIONS FOR LITE PRESSURE™ COMPRESSION SERIES

PRICING: See Inside Back Cover for pricing for up to 199. To price or order up to 1000 pcs. visit leespring.com; 1000+ pcs. contact Lee Spring.
CALCULATIONS: Spring Rate and Load at Solid Height are pre-calculated for Type 316 Stainless.

COMPRESSION SPRINGS: LITE PRESSURE™ SERIES

ENDS NOT GROUND • Type 316 Stainless Steel (Passivated Ultrasonically Cleaned)

COMPRESSION SPRINGS

LEE STOCK NUMBER	OUTSIDE DIAMETER		WORK IN HOLE		WORK OVER ROD		WIRE DIAMETER		PRESSURE @ 80% DEFLECTION		APPROX. LOAD AT SOLID HGT.		FREE LENGTH		SPRING RATE		SOLID HEIGHT		PRICE GROUP
	IN.	MM	IN.	MM	IN.	MM	IN.	MM	PSI	kPa	LB.	KG	IN.	MM	LB/IN.	KG/MM	IN.	MM	
LP 029KL 01	.570	14.48	.594	15.09	.469	11.91	.029	.74	3.5	24	1.116	.506	0.750	19.05	1.928	0.034	0.171	4.34	P
LP 029KL 02													1.000	25.40	1.400	0.025	0.203	5.15	P
LP 029KL 03													1.250	31.75	1.099	0.020	0.234	5.95	R
LP 029KL 04													1.500	38.10	0.905	0.016	0.266	6.76	R
LP 029KL 05													1.750	44.45	0.769	0.014	0.298	7.56	R
LP 029KL 06													2.000	50.80	0.668	0.012	0.329	8.36	R
LP 032KL 01	.570	14.48	.594	15.09	.469	11.91	.032	.81	4.5	31	1.435	.651	0.750	19.05	2.607	0.047	0.199	5.06	P
LP 032KL 02													1.000	25.40	1.886	0.034	0.239	6.07	P
LP 032KL 03													1.250	31.75	1.477	0.026	0.278	7.07	R
LP 032KL 04													1.500	38.10	1.214	0.022	0.318	8.07	R
LP 032KL 05													1.750	44.45	1.031	0.018	0.357	9.08	R
LP 032KL 06													2.000	50.80	0.895	0.016	0.397	10.08	R
LP 035KL 01	.570	14.48	.594	15.09	.469	11.91	.035	.89	5.5	38	1.754	.796	0.750	19.05	3.385	0.060	0.232	5.88	P
LP 035KL 02													1.000	25.40	2.439	0.044	0.281	7.13	P
LP 035KL 03													1.250	31.75	1.907	0.034	0.330	8.38	R
LP 035KL 04													1.500	38.10	1.565	0.028	0.379	9.63	R
LP 035KL 05													1.750	44.45	1.327	0.024	0.428	10.87	R
LP 035KL 06													2.000	50.80	1.152	0.021	0.477	12.12	R
LP 024L 01	.600	15.24	.625	15.88	.500	12.70	.024	.61	1	7	.383	.174	0.750	19.05	0.642	0.011	0.153	3.89	P
LP 024L 02													1.000	25.40	0.469	0.008	0.183	4.65	P
LP 024L 03													1.250	31.75	0.370	0.007	0.213	5.41	R
LP 024L 04													1.500	38.10	0.305	0.005	0.243	6.17	R
LP 024L 05													1.750	44.45	0.260	0.005	0.273	6.93	R
LP 024L 06													2.000	50.80	0.226	0.004	0.303	7.68	R
LP 026L 01	.600	15.24	.625	15.88	.500	12.70	.026	.66	2	14	.767	.348	0.750	19.05	1.258	0.022	0.140	3.57	P
LP 026L 02													1.000	25.40	0.917	0.016	0.164	4.16	P
LP 026L 03													1.250	31.75	0.721	0.013	0.187	4.75	R
LP 026L 04													1.500	38.10	0.595	0.011	0.210	5.34	R
LP 026L 05													1.750	44.45	0.506	0.009	0.233	5.93	R
LP 026L 06													2.000	50.80	0.440	0.008	0.257	6.52	R
LP 029L 01	.600	15.24	.625	15.88	.500	12.70	.029	.74	3	21	1.150	.522	0.750	19.05	1.943	0.035	0.158	4.01	P
LP 029L 02													1.000	25.40	1.411	0.025	0.185	4.69	P
LP 029L 03													1.250	31.75	1.108	0.020	0.211	5.37	R
LP 029L 04													1.500	38.10	0.912	0.016	0.238	6.05	R
LP 029L 05													1.750	44.45	0.775	0.014	0.265	6.73	R
LP 029L 06													2.000	50.80	0.673	0.012	0.292	7.40	R
LP 032L 01	.600	15.24	.625	15.88	.500	12.70	.032	.81	4	28	1.534	.696	0.750	19.05	2.696	0.048	0.181	4.60	P
LP 032L 02													1.000	25.40	1.950	0.035	0.213	5.42	P
LP 032L 03													1.250	31.75	1.528	0.027	0.246	6.24	R
LP 032L 04													1.500	38.10	1.256	0.022	0.278	7.07	R
LP 032L 05													1.750	44.45	1.066	0.019	0.311	7.89	R
LP 032L 06													2.000	50.80	0.926	0.017	0.343	8.72	R

SPECIAL INSTRUCTIONS FOR LITE PRESSURE™ COMPRESSION SERIES


PRICING: See Inside Back Cover for pricing for up to 199. To price or order up to 1000 pcs. visit leespring.com; 1000+ pcs. contact Lee Spring.
CALCULATIONS: Spring Rate and Load at Solid Height are pre-calculated for Type 316 Stainless.

COMPRESSION SPRINGS: LITE PRESSURE™ SERIES

ENDS NOT GROUND • Type 316 Stainless Steel (Passivated Ultrasonically Cleaned)

LEE STOCK NUMBER	OUTSIDE DIAMETER		WORK IN HOLE		WORK OVER ROD		WIRE DIAMETER		PRESSURE @ 80% DEFLECTION		APPROX. LOAD AT SOLID HGT.		FREE LENGTH		SPRING RATE		SOLID HEIGHT		PRICE GROUP
	IN.	MM	IN.	MM	IN.	MM	IN.	MM	PSI	kPa	LB.	KG	IN.	MM	LB/IN.	KG/MM	IN.	MM	
LP 035L 01													0.750	19.05	3.537	0.063	0.208	5.28	P
LP 035L 02													1.000	25.40	2.549	0.046	0.248	6.29	P
LP 035L 03	.600	15.24	.625	15.88	.500	12.70	.035	.89	5	35	1.917	.870	1.250	31.75	1.993	0.036	0.288	7.31	R
LP 035L 04													1.500	38.10	1.635	0.029	0.328	8.32	R
LP 035L 05													1.750	44.45	1.387	0.025	0.367	9.33	R
LP 035L 06													2.000	50.80	1.204	0.021	0.407	10.35	R
LP 026LM 01													0.750	19.05	0.970	0.017	0.147	3.75	S
LP 026LM 02													1.000	25.40	0.707	0.013	0.173	4.40	S
LP 026LM 03	.630	16.00	.656	16.66	.531	13.49	.026	.66	1.5	10	.584	.265	1.250	31.75	0.556	0.010	0.199	5.06	S
LP 026LM 04													1.500	38.10	0.458	0.008	0.225	5.72	S
LP 026LM 05													1.750	44.45	0.390	0.007	0.251	6.37	S
LP 026LM 06													2.000	50.80	0.339	0.006	0.277	7.03	U
LP 029LM 01													0.750	19.05	1.647	0.029	0.159	4.03	S
LP 029LM 02													1.000	25.40	1.196	0.021	0.186	4.72	S
LP 029LM 03	.630	16.00	.656	16.66	.531	13.49	.029	.74	2.5	17	.974	.442	1.250	31.75	0.939	0.017	0.213	5.40	S
LP 029LM 04													1.500	38.10	0.773	0.014	0.240	6.09	S
LP 029LM 05													1.750	44.45	0.657	0.012	0.267	6.78	S
LP 029LM 06													2.000	50.80	0.571	0.010	0.294	7.46	U
LP 032LM 01													0.750	19.05	2.385	0.043	0.178	4.53	S
LP 032LM 02													1.000	25.40	1.726	0.031	0.210	5.33	S
LP 032LM 03	.630	16.00	.656	16.66	.531	13.49	.032	.81	3.5	24	1.364	.619	1.250	31.75	1.352	0.024	0.241	6.12	S
LP 032LM 04													1.500	38.10	1.111	0.020	0.273	6.92	S
LP 032LM 05													1.750	44.45	0.943	0.017	0.304	7.72	S
LP 032LM 06													2.000	50.80	0.819	0.015	0.335	8.52	U
LP 035LM 01													0.750	19.05	3.202	0.057	0.202	5.14	S
LP 035LM 02													1.000	25.40	2.307	0.041	0.240	6.10	S
LP 035LM 03	.630	16.00	.656	16.66	.531	13.49	.035	.89	4.5	31	1.753	.795	1.250	31.75	1.804	0.032	0.278	7.06	S
LP 035LM 04													1.500	38.10	1.480	0.026	0.316	8.01	S
LP 035LM 05													1.750	44.45	1.255	0.022	0.353	8.97	S
LP 035LM 06													2.000	50.80	1.090	0.019	0.391	9.93	U
LP 038LM 01													0.750	19.05	4.120	0.074	0.230	5.84	S
LP 038LM 02													1.000	25.40	2.958	0.053	0.275	7.00	S
LP 038LM 03	.630	16.00	.656	16.66	.500	12.70	.038	.97	5.5	38	2.143	.972	1.250	31.75	2.307	0.041	0.321	8.15	S
LP 038LM 04													1.500	38.10	1.891	0.034	0.366	9.31	S
LP 038LM 05													1.750	44.45	1.602	0.029	0.412	10.47	S
LP 038LM 06													2.000	50.80	1.389	0.025	0.458	11.62	U
LP 026M 01													0.750	19.05	0.776	0.014	0.153	3.89	S
LP 026M 02													1.000	25.40	0.566	0.010	0.181	4.60	S
LP 026M 03	.660	16.76	.687	17.45	.563	14.29	.026	.66	1	7	.463	.210	1.250	31.75	0.445	0.008	0.209	5.31	S
LP 026M 04													1.500	38.10	0.367	0.007	0.237	6.02	S
LP 026M 05													1.750	44.45	0.312	0.006	0.265	6.73	S
LP 026M 06													2.000	50.80	0.271	0.005	0.293	7.44	U

COMPRESSION SPRINGS



SPECIAL INSTRUCTIONS FOR LITE PRESSURE™ COMPRESSION SERIES

PRICING: See Inside Back Cover for pricing for up to 199. To price or order up to 1000 pcs. visit leespring.com; 1000+ pcs. contact Lee Spring.
CALCULATIONS: Spring Rate and Load at Solid Height are pre-calculated for Type 316 Stainless.

COMPRESSION SPRINGS: LITE PRESSURE™ SERIES

ENDS NOT GROUND • Type 316 Stainless Steel (Passivated Ultrasonically Cleaned)

COMPRESSION SPRINGS

LEE STOCK NUMBER	OUTSIDE DIAMETER		WORK IN HOLE		WORK OVER ROD		WIRE DIAMETER		PRESSURE @ 80% DEFLECTION		APPROX. LOAD AT SOLID HGT.		FREE LENGTH		SPRING RATE		SOLID HEIGHT		PRICE GROUP
	IN.	MM	IN.	MM	IN.	MM	IN.	MM	PSI	kPa	LB.	KG	IN.	MM	LB/IN.	KG/MM	IN.	MM	
LP 029M 01	.660	16.76	.687	17.45	.563	14.29	.029	.74	2	14	.927	.420	0.750	19.05	1.552	0.028	0.153	3.88	S
LP 029M 02													1.000	25.40	1.127	0.020	0.178	4.51	S
LP 029M 03													1.250	31.75	0.885	0.016	0.202	5.14	S
LP 029M 04													1.500	38.10	0.728	0.013	0.227	5.77	S
LP 029M 05													1.750	44.45	0.619	0.011	0.252	6.40	S
LP 029M 06													2.000	50.80	0.538	0.010	0.277	7.03	U
LP 032M 01	.660	16.76	.687	17.45	.563	14.29	.032	.81	3	21	1.390	.630	0.750	19.05	2.384	0.043	0.167	4.24	S
LP 032M 02													1.000	25.40	1.725	0.031	0.194	4.93	S
LP 032M 03													1.250	31.75	1.351	0.024	0.221	5.62	S
LP 032M 04													1.500	38.10	1.111	0.020	0.248	6.31	S
LP 032M 05													1.750	44.45	0.943	0.017	0.276	7.00	S
LP 032M 06													2.000	50.80	0.819	0.015	0.303	7.69	U
LP 035M 01	.660	16.76	.687	17.45	.563	14.29	.035	.89	4	28	1.853	.841	0.750	19.05	3.290	0.059	0.187	4.74	S
LP 035M 02													1.000	25.40	2.371	0.042	0.218	5.55	S
LP 035M 03													1.250	31.75	1.854	0.033	0.250	6.35	S
LP 035M 04													1.500	38.10	1.521	0.027	0.282	7.16	S
LP 035M 05													1.750	44.45	1.290	0.023	0.313	7.96	S
LP 035M 06													2.000	50.80	1.120	0.020	0.345	8.77	U
LP 038M 01	.660	16.76	.687	17.45	.531	13.49	.038	.97	5	35	2.317	1.051	0.750	19.05	4.290	0.077	0.210	5.33	S
LP 038M 02													1.000	25.40	3.079	0.055	0.248	6.29	S
LP 038M 03													1.250	31.75	2.402	0.043	0.285	7.25	S
LP 038M 04													1.500	38.10	1.969	0.035	0.323	8.21	S
LP 038M 05													1.750	44.45	1.668	0.030	0.361	9.16	S
LP 038M 06													2.000	50.80	1.447	0.026	0.399	10.12	U
LP 029N 01	.720	18.29	.750	19.05	.625	15.88	.029	.74	1	7	.552	.250	0.750	19.05	0.950	0.017	0.169	4.29	T
LP 029N 02													1.000	25.40	0.690	0.012	0.200	5.07	T
LP 029N 03													1.250	31.75	0.542	0.010	0.230	5.85	T
LP 029N 04													1.500	38.10	0.446	0.008	0.261	6.64	T
LP 029N 05													1.750	44.45	0.379	0.007	0.292	7.42	U
LP 029N 06													2.000	50.80	0.329	0.006	0.323	8.20	U
LP 032N 01	.720	18.29	.750	19.05	.625	15.88	.032	.81	2	14	1.104	.501	0.750	19.05	1.886	0.034	0.164	4.17	T
LP 032N 02													1.000	25.40	1.364	0.024	0.190	4.84	T
LP 032N 03													1.250	31.75	1.069	0.019	0.217	5.50	T
LP 032N 04													1.500	38.10	0.878	0.016	0.243	6.16	T
LP 032N 05													1.750	44.45	0.746	0.013	0.269	6.83	U
LP 032N 06													2.000	50.80	0.648	0.012	0.295	7.49	U
LP 035N 01	.720	18.29	.750	19.05	.594	15.08	.035	.89	3	21	1.657	.751	0.750	19.05	2.885	0.052	0.176	4.47	T
LP 035N 02													1.000	25.40	2.079	0.037	0.203	5.16	T
LP 035N 03													1.250	31.75	1.625	0.029	0.231	5.86	T
LP 035N 04													1.500	38.10	1.334	0.024	0.258	6.56	T
LP 035N 05													1.750	44.45	1.131	0.020	0.286	7.25	U
LP 035N 06													2.000	50.80	0.982	0.018	0.313	7.95	U

SPECIAL INSTRUCTIONS FOR LITE PRESSURE™ COMPRESSION SERIES


PRICING: See Inside Back Cover for pricing for up to 199. To price or order up to 1000 pcs. visit leespring.com; 1000+ pcs. contact Lee Spring.
CALCULATIONS: Spring Rate and Load at Solid Height are pre-calculated for Type 316 Stainless.

COMPRESSION SPRINGS: LITE PRESSURE™ SERIES

ENDS NOT GROUND • Type 316 Stainless Steel (Passivated Ultrasonically Cleaned)

LEE STOCK NUMBER	OUTSIDE DIAMETER		WORK IN HOLE		WORK OVER ROD		WIRE DIAMETER		PRESSURE @ 80% DEFLECTION		APPROX. LOAD AT SOLID HGT.		FREE LENGTH		SPRING RATE		SOLID HEIGHT		PRICE GROUP
	IN.	MM	IN.	MM	IN.	MM	IN.	MM	PSI	kPa	LB.	KG	IN.	MM	LB/IN.	KG/MM	IN.	MM	
LP 038N 01													0.750	19.05	3.964	0.071	0.193	4.90	T
LP 038N 02													1.000	25.40	2.846	0.051	0.224	5.68	T
LP 038N 03	.720	18.29	.750	19.05	.594	15.08	.038	.97	4	28	2.209	1.002	1.250	31.75	2.219	0.040	0.255	6.47	T
LP 038N 04													1.500	38.10	1.819	0.032	0.286	7.26	T
LP 038N 05													1.750	44.45	1.541	0.028	0.317	8.04	U
LP 038N 06													2.000	50.80	1.337	0.024	0.348	8.83	U
LP 042N 01													0.750	19.05	5.265	0.094	0.226	5.73	T
LP 042N 02													1.000	25.40	3.759	0.067	0.265	6.74	T
LP 042N 03	.720	18.29	.750	19.05	.594	15.08	.042	1.07	5	35	2.761	1.252	1.250	31.75	2.923	0.052	0.305	7.76	T
LP 042N 04													1.500	38.10	2.391	0.043	0.345	8.77	T
LP 042N 05													1.750	44.45	2.023	0.036	0.385	9.78	U
LP 042N 06													2.000	50.80	1.753	0.031	0.425	10.80	U
LP 035P 01													1.000	25.40	0.978	0.017	0.231	5.88	X
LP 035P 02													1.250	31.75	0.764	0.014	0.267	6.77	X
LP 035P 03	.845	21.46	.875	22.23	.719	18.26	.035	.89	1	7	.752	.341	1.500	38.10	0.627	0.011	0.302	7.67	X
LP 035P 04													1.750	44.45	0.532	0.009	0.337	8.57	X
LP 035P 05													2.000	50.80	0.462	0.008	0.372	9.46	Z
LP 035P 06													2.250	57.15	0.408	0.007	0.408	10.36	Z
LP 038P 01													1.000	25.40	1.909	0.034	0.213	5.40	X
LP 038P 02													1.250	31.75	1.489	0.027	0.241	6.11	X
LP 038P 03	.845	21.46	.875	22.23	.719	18.26	.038	.97	2	14	1.503	.682	1.500	38.10	1.221	0.022	0.268	6.82	X
LP 038P 04													1.750	44.45	1.034	0.018	0.296	7.53	X
LP 038P 05													2.000	50.80	0.897	0.016	0.324	8.23	Z
LP 038P 06													2.250	57.15	0.792	0.014	0.352	8.94	Z
LP 042P 01													1.000	25.40	2.941	0.053	0.233	5.93	X
LP 042P 02													1.250	31.75	2.287	0.041	0.264	6.71	X
LP 042P 03	.845	21.46	.875	22.23	.719	18.26	.042	1.07	3	21	2.255	1.023	1.500	38.10	1.871	0.033	0.295	7.48	X
LP 042P 04													1.750	44.45	1.583	0.028	0.325	8.26	X
LP 042P 05													2.000	50.80	1.372	0.024	0.356	9.04	Z
LP 042P 06													2.250	57.15	1.210	0.022	0.387	9.82	Z
LP 045P 01													1.000	25.40	3.997	0.071	0.248	6.29	X
LP 045P 02													1.250	31.75	3.101	0.055	0.280	7.12	X
LP 045P 03	.845	21.46	.875	22.23	.719	18.26	.045	1.14	4	28	3.007	1.364	1.500	38.10	2.533	0.045	0.313	7.95	X
LP 045P 04													1.750	44.45	2.141	0.038	0.345	8.78	X
LP 045P 05													2.000	50.80	1.854	0.033	0.378	9.60	Z
LP 045P 06													2.250	57.15	1.635	0.029	0.411	10.43	Z
LP 049P 01													1.000	25.40	5.227	0.093	0.281	7.14	X
LP 049P 02													1.250	31.75	4.042	0.072	0.320	8.13	X
LP 049P 03	.845	21.46	.875	22.23	.688	17.46	.049	1.24	5	35	3.758	1.704	1.500	38.10	3.295	0.059	0.359	9.13	X
LP 049P 04													1.750	44.45	2.781	0.050	0.399	10.13	X
LP 049P 05													2.000	50.80	2.406	0.043	0.438	11.13	Z
LP 049P 06													2.250	57.15	2.120	0.038	0.477	12.12	Z

COMPRESSION SPRINGS



SPECIAL INSTRUCTIONS FOR LITE PRESSURE™ COMPRESSION SERIES

PRICING: See Inside Back Cover for pricing for up to 199. To price or order up to 1000 pcs. visit leespring.com; 1000+ pcs. contact Lee Spring.
CALCULATIONS: Spring Rate and Load at Solid Height are pre-calculated for Type 316 Stainless.

COMPRESSION SPRINGS: LITE PRESSURE™ SERIES

ENDS NOT GROUND • Type 316 Stainless Steel (Passivated Ultrasonically Cleaned)

COMPRESSION SPRINGS

LEE STOCK NUMBER	OUTSIDE DIAMETER		WORK IN HOLE		WORK OVER ROD		WIRE DIAMETER		PRESSURE @ 80% DEFLECTION		APPROX. LOAD AT SOLID HGT.		FREE LENGTH		SPRING RATE		SOLID HEIGHT		PRICE GROUP
	IN.	MM	IN.	MM	IN.	MM	IN.	MM	PSI	kPa	LB.	KG	IN.	MM	LB/IN.	KG/MM	IN.	MM	
LP 042R 01	.970	24.64	1.000	25.40	.844	21.43	.042	1.07	1	7	.982	.445	1.250	31.75	1.055	0.019	0.320	8.12	AE
LP 042R 02													1.500	38.10	0.863	0.015	0.363	9.22	AE
LP 042R 03													1.750	44.45	0.730	0.013	0.406	10.31	AE
LP 042R 04													2.000	50.80	0.633	0.011	0.449	11.40	AE
LP 042R 05													2.250	57.15	0.558	0.010	0.492	12.50	AG
LP 042R 06													2.500	63.50	0.500	0.009	0.535	13.59	AJ
LP 045R 01	.970	24.64	1.000	25.40	.844	21.43	.045	1.14	2	14	1.963	.890	1.250	31.75	2.022	0.036	0.279	7.09	AE
LP 045R 02													1.500	38.10	1.652	0.029	0.311	7.91	AE
LP 045R 03													1.750	44.45	1.396	0.025	0.344	8.73	AE
LP 045R 04													2.000	50.80	1.209	0.022	0.376	9.55	AE
LP 045R 05													2.250	57.15	1.066	0.019	0.408	10.37	AG
LP 045R 06													2.500	63.50	0.953	0.017	0.441	11.19	AJ
LP 049R 01	.970	24.64	1.000	25.40	.813	20.64	.049	1.24	3	21	2.945	1.336	1.250	31.75	3.080	0.055	0.294	7.46	AE
LP 049R 02													1.500	38.10	2.511	0.045	0.327	8.31	AE
LP 049R 03													1.750	44.45	2.119	0.038	0.360	9.15	AE
LP 049R 04													2.000	50.80	1.833	0.033	0.394	10.00	AE
LP 049R 05													2.250	57.15	1.615	0.029	0.427	10.84	AG
LP 049R 06													2.500	63.50	1.444	0.026	0.460	11.69	AJ
LP 055R 01	.970	24.64	1.000	25.40	.813	20.64	.055	1.40	4	28	3.927	1.781	1.250	31.75	4.376	0.078	0.353	8.96	AE
LP 055R 02													1.500	38.10	3.557	0.064	0.396	10.06	AE
LP 055R 03													1.750	44.45	2.996	0.053	0.439	11.15	AE
LP 055R 04													2.000	50.80	2.588	0.046	0.482	12.25	AE
LP 055R 05													2.250	57.15	2.277	0.041	0.526	13.35	AG
LP 055R 06													2.500	63.50	2.033	0.036	0.569	14.45	AJ
LP 059R 01	.970	24.64	1.000	25.40	.813	20.64	.059	1.50	5	35	4.909	2.226	1.250	31.75	5.676	0.101	0.385	9.79	AE
LP 059R 02													1.500	38.10	4.604	0.082	0.434	11.02	AE
LP 059R 03													1.750	44.45	3.872	0.069	0.482	12.25	AE
LP 059R 04													2.000	50.80	3.341	0.060	0.531	13.48	AE
LP 059R 05													2.250	57.15	2.938	0.052	0.579	14.71	AG
LP 059R 06													2.500	63.50	2.622	0.047	0.628	15.95	AJ
LP 045S 01	1.095	27.81	1.125	28.58	.969	24.61	.045	1.14	1	7	1.243	.564	1.500	38.10	1.056	0.019	0.324	8.22	AE
LP 045S 02													1.750	44.45	0.893	0.016	0.358	9.10	AE
LP 045S 03													2.000	50.80	0.773	0.014	0.393	9.98	AE
LP 045S 04													2.250	57.15	0.682	0.012	0.427	10.85	AE
LP 045S 05													2.500	63.50	0.610	0.011	0.462	11.73	AJ
LP 045S 06													2.750	69.85	0.551	0.010	0.496	12.61	AJ
LP 049S 01	1.095	27.81	1.125	28.58	.938	23.81	.049	1.24	2	14	2.485	1.127	1.500	38.10	2.065	0.037	0.296	7.53	AE
LP 049S 02													1.750	44.45	1.743	0.031	0.324	8.23	AE
LP 049S 03													2.000	50.80	1.508	0.027	0.352	8.93	AE
LP 049S 04													2.250	57.15	1.328	0.024	0.379	9.63	AE
LP 049S 05													2.500	63.50	1.187	0.021	0.407	10.34	AJ
LP 049S 06													2.750	69.85	1.073	0.019	0.434	11.04	AJ

SPECIAL INSTRUCTIONS FOR LITE PRESSURE™ COMPRESSION SERIES


PRICING: See Inside Back Cover for pricing for up to 199. To price or order up to 1000 pcs. visit leespring.com; 1000+ pcs. contact Lee Spring.
CALCULATIONS: Spring Rate and Load at Solid Height are pre-calculated for Type 316 Stainless.

COMPRESSION SPRINGS: LITE PRESSURE™ SERIES

ENDS NOT GROUND • Type 316 Stainless Steel (Passivated Ultrasonically Cleaned)

LEE STOCK NUMBER	OUTSIDE DIAMETER		WORK IN HOLE		WORK OVER ROD		WIRE DIAMETER		PRESSURE @ 80% DEFLECTION		APPROX. LOAD AT SOLID HGT.		FREE LENGTH		SPRING RATE		SOLID HEIGHT		PRICE GROUP
	IN.	MM	IN.	MM	IN.	MM	IN.	MM	PSI	kPa	LB.	KG	IN.	MM	LB/IN.	KG/MM	IN.	MM	
LP 055S 01	1.095	27.81	1.125	28.58	.938	23.81	.055	1.40	3	21	3.728	1.691	1.500	38.10	3.211	0.057	0.339	8.62	AE
LP 055S 02													1.750	44.45	2.705	0.048	0.372	9.44	AE
LP 055S 03													2.000	50.80	2.336	0.042	0.404	10.27	AE
LP 055S 04													2.250	57.15	2.056	0.037	0.437	11.10	AE
LP 055S 05													2.500	63.50	1.836	0.033	0.470	11.93	AJ
LP 055S 06													2.750	69.85	1.658	0.030	0.502	12.76	AJ
LP 059S 01	1.095	27.81	1.125	28.58	.938	23.81	.059	1.50	4	28	4.970	2.254	1.500	38.10	4.364	0.078	0.361	9.17	AE
LP 059S 02													1.750	44.45	3.671	0.066	0.396	10.06	AE
LP 059S 03													2.000	50.80	3.167	0.057	0.431	10.94	AE
LP 059S 04													2.250	57.15	2.785	0.050	0.466	11.83	AE
LP 059S 05													2.500	63.50	2.485	0.044	0.500	12.71	AJ
LP 059S 06													2.750	69.85	2.244	0.040	0.535	13.59	AJ
LP 063S 01	1.095	27.81	1.125	28.58	.938	23.81	.063	1.60	5	35	6.213	2.818	1.500	38.10	5.600	0.100	0.391	9.92	AE
LP 063S 02													1.750	44.45	4.703	0.084	0.429	10.90	AE
LP 063S 03													2.000	50.80	4.054	0.072	0.467	11.87	AE
LP 063S 04													2.250	57.15	3.562	0.064	0.506	12.85	AE
LP 063S 05													2.500	63.50	3.177	0.057	0.544	13.83	AJ
LP 063S 06													2.750	69.85	2.867	0.051	0.583	14.80	AJ
LP 055T 01	1.218	30.94	1.250	31.75	1.063	26.99	.055	1.40	1	7	1.534	.696	1.500	38.10	1.449	0.026	0.441	11.20	AE
LP 055T 02													1.750	44.45	1.220	0.022	0.493	12.52	AE
LP 055T 03													2.000	50.80	1.054	0.019	0.544	13.83	AE
LP 055T 04													2.250	57.15	0.928	0.017	0.596	15.14	AE
LP 055T 05													2.500	63.50	0.828	0.015	0.648	16.46	AJ
LP 055T 06													2.750	69.85	0.748	0.013	0.700	17.77	AJ
LP 059T 01	1.218	30.94	1.250	31.75	1.063	26.99	.059	1.50	2	14	3.068	1.391	1.500	38.10	2.753	0.049	0.386	9.79	AE
LP 059T 02													1.750	44.45	2.315	0.041	0.425	10.79	AE
LP 059T 03													2.000	50.80	1.998	0.036	0.464	11.79	AE
LP 059T 04													2.250	57.15	1.757	0.031	0.504	12.80	AE
LP 059T 05													2.500	63.50	1.568	0.028	0.543	13.80	AJ
LP 059T 06													2.750	69.85	1.415	0.025	0.583	14.80	AJ
LP 063T 01	1.218	30.94	1.250	31.75	1.031	26.19	.063	1.60	3	21	4.602	2.087	1.500	38.10	4.124	0.074	0.384	9.76	AE
LP 063T 02													1.750	44.45	3.464	0.062	0.421	10.71	AE
LP 063T 03													2.000	50.80	2.986	0.053	0.459	11.65	AE
LP 063T 04													2.250	57.15	2.624	0.047	0.496	12.60	AE
LP 063T 05													2.500	63.50	2.340	0.042	0.533	13.54	AJ
LP 063T 06													2.750	69.85	2.111	0.038	0.570	14.49	AJ
LP 067T 01	1.218	30.94	1.250	31.75	1.031	26.19	.067	1.70	4	28	6.136	2.783	1.500	38.10	5.576	0.100	0.400	10.15	AE
LP 067T 02													1.750	44.45	4.676	0.083	0.438	11.12	AE
LP 067T 03													2.000	50.80	4.026	0.072	0.476	12.09	AE
LP 067T 04													2.250	57.15	3.535	0.063	0.514	13.06	AE
LP 067T 05													2.500	63.50	3.150	0.056	0.552	14.03	AJ
LP 067T 06													2.750	69.85	2.841	0.051	0.591	15.00	AJ

COMPRESSION SPRINGS



SPECIAL INSTRUCTIONS FOR LITE PRESSURE™ COMPRESSION SERIES

PRICING: See Inside Back Cover for pricing for up to 199. To price or order up to 1000 pcs. visit leespring.com; 1000+ pcs. contact Lee Spring.
CALCULATIONS: Spring Rate and Load at Solid Height are pre-calculated for Type 316 Stainless.

COMPRESSION SPRINGS: LITE PRESSURE™ SERIES

ENDS NOT GROUND • Type 316 Stainless Steel (Passivated Ultrasonically Cleaned)

COMPRESSION SPRINGS

LEE STOCK NUMBER	OUTSIDE DIAMETER		WORK IN HOLE		WORK OVER ROD		WIRE DIAMETER		PRESSURE @ 80% DEFLECTION		APPROX. LOAD AT SOLID HGT.		FREE LENGTH		SPRING RATE		SOLID HEIGHT		PRICE GROUP
	IN.	MM	IN.	MM	IN.	MM	IN.	MM	PSI	kPa	LB.	KG	IN.	MM	LB/IN.	KG/MM	IN.	MM	
LP 072T 01	1.218	30.94	1.250	31.75	1.031	26.19	.072	1.83	5	35	7.670	3.478	1.500	38.10	7.225	0.129	0.438	11.14	AE
LP 072T 02													1.750	44.45	6.048	0.108	0.482	12.24	AE
LP 072T 03													2.000	50.80	5.200	0.093	0.525	13.34	AE
LP 072T 04													2.250	57.15	4.561	0.081	0.568	14.44	AE
LP 072T 05													2.500	63.50	4.062	0.073	0.612	15.54	AJ
LP 072T 06													2.750	69.85	3.661	0.065	0.655	16.64	AJ
LP 063V 01	1.400	35.56	1.437	36.50	1.219	30.96	.063	1.60	1	7	2.027	.919	1.500	38.10	1.942	0.035	0.456	11.59	AK
LP 063V 02													1.750	44.45	1.631	0.029	0.507	12.88	AK
LP 063V 03													2.000	50.80	1.406	0.025	0.558	14.18	AL
LP 063V 04													2.250	57.15	1.235	0.022	0.609	15.47	AL
LP 063V 05													2.500	63.50	1.102	0.020	0.660	16.77	AM
LP 063V 06													2.750	69.85	0.994	0.018	0.711	18.06	AM
LP 067V 01	1.400	35.56	1.437	36.50	1.219	30.96	.067	1.70	2	14	4.055	1.839	1.500	38.10	3.670	0.066	0.395	10.04	AK
LP 067V 02													1.750	44.45	3.078	0.055	0.433	10.99	AK
LP 067V 03													2.000	50.80	2.650	0.047	0.470	11.94	AL
LP 067V 04													2.250	57.15	2.327	0.042	0.507	12.88	AL
LP 067V 05													2.500	63.50	2.074	0.037	0.545	13.83	AM
LP 067V 06													2.750	69.85	1.870	0.033	0.582	14.78	AM
LP 072V 01	1.400	35.56	1.437	36.50	1.219	30.96	.072	1.83	3	21	6.082	2.758	1.500	38.10	5.541	0.099	0.402	10.22	AK
LP 072V 02													1.750	44.45	4.638	0.083	0.439	11.14	AK
LP 072V 03													2.000	50.80	3.988	0.071	0.475	12.06	AL
LP 072V 04													2.250	57.15	3.498	0.062	0.511	12.99	AL
LP 072V 05													2.500	63.50	3.115	0.056	0.548	13.91	AM
LP 072V 06													2.750	69.85	2.808	0.050	0.584	14.83	AM
LP 080V 01	1.400	35.56	1.437	36.50	1.188	30.16	.080	2.03	4	28	8.109	3.678	1.500	38.10	7.849	0.140	0.467	11.86	AK
LP 080V 02													1.750	44.45	6.550	0.117	0.512	13.00	AK
LP 080V 03													2.000	50.80	5.619	0.100	0.557	14.15	AL
LP 080V 04													2.250	57.15	4.920	0.088	0.602	15.29	AL
LP 080V 05													2.500	63.50	4.376	0.078	0.647	16.43	AM
LP 080V 06													2.750	69.85	3.940	0.070	0.692	17.58	AM
LP 085V 01	1.400	35.56	1.437	36.50	1.188	30.16	.085	2.16	5	35	10.136	4.597	1.500	38.10	10.101	0.180	0.496	12.61	AK
LP 085V 02													1.750	44.45	8.412	0.150	0.545	13.84	AK
LP 085V 03													2.000	50.80	7.207	0.129	0.593	15.07	AL
LP 085V 04													2.250	57.15	6.303	0.113	0.642	16.31	AL
LP 085V 05													2.500	63.50	5.602	0.100	0.690	17.54	AM
LP 085V 06													2.750	69.85	5.040	0.090	0.739	18.77	AM
LP 067W 01	1.460	37.08	1.500	38.10	1.281	32.54	.067	1.70	1	7	2.209	1.002	1.625	41.28	1.990	0.036	0.515	13.08	AK
LP 067W 02													1.750	44.45	1.829	0.033	0.542	13.78	AK
LP 067W 03													2.000	50.80	1.575	0.028	0.597	15.18	AL
LP 067W 04													2.250	57.15	1.383	0.025	0.653	16.57	AL
LP 067W 05													2.500	63.50	1.232	0.022	0.708	17.97	AM
LP 067W 06													2.750	69.85	1.112	0.020	0.763	19.37	AM

SPECIAL INSTRUCTIONS FOR LITE PRESSURE™ COMPRESSION SERIES


PRICING: See Inside Back Cover for pricing for up to 199. To price or order up to 1000 pcs. visit leespring.com; 1000+ pcs. contact Lee Spring.
CALCULATIONS: Spring Rate and Load at Solid Height are pre-calculated for Type 316 Stainless.

COMPRESSION SPRINGS: LITE PRESSURE™ SERIES

ENDS NOT GROUND • Type 316 Stainless Steel (Passivated Ultrasonically Cleaned)

LEE STOCK NUMBER	OUTSIDE DIAMETER		WORK IN HOLE		WORK OVER ROD		WIRE DIAMETER		PRESSURE @ 80% DEFLECTION		APPROX. LOAD AT SOLID HGT.		FREE LENGTH		SPRING RATE		SOLID HEIGHT		PRICE GROUP
	IN.	MM	IN.	MM	IN.	MM	IN.	MM	PSI	kPa	LB.	KG	IN.	MM	LB/IN.	KG/MM	IN.	MM	
LP 072W 01													1.625	41.28	3.777	0.067	0.455	11.57	AK
LP 072W 02													1.750	44.45	3.470	0.062	0.477	12.11	AK
LP 072W 03	1.460	37.08	1.500	38.10	1.250	31.75	.072	1.83	2	14	4.418	2.004	2.000	50.80	2.983	0.053	0.519	13.19	AL
LP 072W 04													2.250	57.15	2.617	0.047	0.562	14.27	AL
LP 072W 05													2.500	63.50	2.330	0.042	0.604	15.35	AM
LP 072W 06													2.750	69.85	2.100	0.038	0.647	16.42	AM
LP 080W 01													1.625	41.28	5.910	0.106	0.504	12.79	AK
LP 080W 02													1.750	44.45	5.421	0.097	0.528	13.40	AK
LP 080W 03	1.460	37.08	1.500	38.10	1.250	31.75	.080	2.03	3	21	6.627	3.005	2.000	50.80	4.651	0.083	0.575	14.61	AL
LP 080W 04													2.250	57.15	4.072	0.073	0.623	15.82	AL
LP 080W 05													2.500	63.50	3.622	0.065	0.670	17.03	AM
LP 080W 06													2.750	69.85	3.261	0.058	0.718	18.24	AM
LP 085W 01													1.625	41.28	8.007	0.143	0.521	13.25	AK
LP 085W 02													1.750	44.45	7.337	0.131	0.546	13.86	AK
LP 085W 03	1.460	37.08	1.500	38.10	1.250	31.75	.085	2.16	4	28	8.836	4.007	2.000	50.80	6.286	0.112	0.594	15.10	AL
LP 085W 04													2.250	57.15	5.498	0.098	0.643	16.33	AL
LP 085W 05													2.500	63.50	4.886	0.087	0.692	17.57	AM
LP 085W 06													2.750	69.85	4.396	0.078	0.740	18.80	AM
LP 092W 01													1.625	41.28	10.573	0.189	0.580	14.74	AK
LP 092W 02													1.750	44.45	9.676	0.173	0.609	15.46	AK
LP 092W 03	1.460	37.08	1.500	38.10	1.219	30.96	.092	2.34	5	35	11.045	5.009	2.000	50.80	8.273	0.148	0.665	16.89	AL
LP 092W 04													2.250	57.15	7.225	0.129	0.721	18.32	AL
LP 092W 05													2.500	63.50	6.413	0.115	0.778	19.76	AM
LP 092W 06													2.750	69.85	5.765	0.103	0.834	21.19	AM
LP 067X 01													1.750	44.45	1.988	0.035	0.446	11.33	AP
LP 067X 02													2.000	50.80	1.712	0.031	0.486	12.34	AR
LP 067X 03	1.580	40.13	1.625	41.28	1.375	34.93	.067	1.70	1	7	2.592	1.176	2.250	57.15	1.503	0.027	0.525	13.34	AR
LP 067X 04													2.500	63.50	1.340	0.024	0.565	14.35	AZ
LP 067X 05													2.750	69.85	1.208	0.022	0.604	15.35	AZ
LP 067X 06													3.000	76.20	1.100	0.020	0.644	16.35	AZ
LP 072X 01													1.750	44.45	3.840	0.069	0.400	10.15	AP
LP 072X 02													2.000	50.80	3.302	0.059	0.430	10.91	AR
LP 072X 03	1.580	40.13	1.625	41.28	1.375	34.93	.072	1.83	2	14	5.185	2.351	2.250	57.15	2.896	0.052	0.460	11.67	AR
LP 072X 04													2.500	63.50	2.579	0.046	0.489	12.43	AZ
LP 072X 05													2.750	69.85	2.324	0.042	0.519	13.19	AZ
LP 072X 06													3.000	76.20	2.116	0.038	0.549	13.95	AZ
LP 080X 01													1.750	44.45	5.954	0.106	0.444	11.27	AP
LP 080X 02													2.000	50.80	5.108	0.091	0.478	12.13	AR
LP 080X 03	1.580	40.13	1.625	41.28	1.375	34.93	.080	2.03	3	21	7.777	3.527	2.250	57.15	4.473	0.080	0.511	12.99	AR
LP 080X 04													2.500	63.50	3.978	0.071	0.545	13.85	AZ
LP 080X 05													2.750	69.85	3.582	0.064	0.579	14.70	AZ
LP 080X 06													3.000	76.20	3.258	0.058	0.613	15.56	AZ

COMPRESSION SPRINGS



SPECIAL INSTRUCTIONS FOR LITE PRESSURE™ COMPRESSION SERIES

PRICING: See Inside Back Cover for pricing for up to 199. To price or order up to 1000 pcs. visit leespring.com; 1000+ pcs. contact Lee Spring.
CALCULATIONS: Spring Rate and Load at Solid Height are pre-calculated for Type 316 Stainless.

COMPRESSION SPRINGS: LITE PRESSURE™ SERIES

ENDS NOT GROUND • Type 316 Stainless Steel (Passivated Ultrasonically Cleaned)

COMPRESSION SPRINGS

LEE STOCK NUMBER	OUTSIDE DIAMETER		WORK IN HOLE		WORK OVER ROD		WIRE DIAMETER		PRESSURE @ 80% DEFLECTION		APPROX. LOAD AT SOLID HGT.		FREE LENGTH		SPRING RATE		SOLID HEIGHT		PRICE GROUP
	IN.	MM	IN.	MM	IN.	MM	IN.	MM	PSI	kPa	LB.	KG	IN.	MM	LB/IN.	KG/MM	IN.	MM	
LP 085X 01	1.580	40.13	1.625	41.28	1.344	34.13	.085	2.16	4	28	10.370	4.703	1.750	44.45	8.047	0.144	0.461	11.72	AP
LP 085X 02													2.000	50.80	6.894	0.123	0.496	12.59	AR
LP 085X 03													2.250	57.15	6.030	0.108	0.530	13.47	AR
LP 085X 04													2.500	63.50	5.358	0.096	0.565	14.35	AZ
LP 085X 05													2.750	69.85	4.821	0.086	0.599	15.22	AZ
LP 085X 06													3.000	76.20	4.382	0.078	0.634	16.10	AZ
LP 092X 01	1.580	40.13	1.625	41.28	1.344	34.13	.092	2.34	5	35	12.962	5.879	1.750	44.45	10.490	0.187	0.514	13.07	AP
LP 092X 02													2.000	50.80	8.969	0.160	0.555	14.09	AR
LP 092X 03													2.250	57.15	7.833	0.140	0.595	15.12	AR
LP 092X 04													2.500	63.50	6.953	0.124	0.636	16.15	AZ
LP 092X 05													2.750	69.85	6.250	0.112	0.676	17.17	AZ
LP 092X 06													3.000	76.20	5.676	0.101	0.717	18.20	AZ
LP 072ZA 01	1.687	42.85	1.750	44.45	1.468	37.29	.072	1.83	1	7	3.012	1.366	1.500	38.10	2.79	0.050	0.422	10.72	AP
LP 072ZA 02													2.000	50.80	2.01	0.036	0.502	12.75	AR
LP 072ZA 03													2.500	63.50	1.57	0.028	0.582	14.78	AR
LP 072ZA 04													3.000	76.20	1.29	0.023	0.662	16.81	AZ
LP 072ZA 05													3.500	88.90	1.09	0.019	0.743	18.87	AZ
LP 072ZA 06													4.000	101.60	0.95	0.017	0.823	20.90	AZ
LP 080ZA 01	1.687	42.85	1.750	44.45	1.438	36.53	.080	2.03	2	14	6.017	2.729	1.500	38.10	5.56	0.099	0.418	10.62	AP
LP 080ZA 02													2.000	50.80	3.98	0.071	0.488	12.40	AR
LP 080ZA 03													2.500	63.50	3.10	0.055	0.559	14.20	AR
LP 080ZA 04													3.000	76.20	2.54	0.045	0.629	15.98	AZ
LP 080ZA 05													3.500	88.90	2.15	0.038	0.700	17.78	AZ
LP 080ZA 06													4.000	101.60	1.86	0.033	0.770	19.56	AZ
LP 092ZA 01	1.687	42.85	1.750	44.45	1.438	36.53	.0915	2.32	3	21	9.018	4.091	1.500	38.10	8.97	0.160	0.495	12.57	AP
LP 092ZA 02													2.000	50.80	6.37	0.114	0.584	14.83	AR
LP 092ZA 03													2.500	63.50	4.94	0.088	0.674	17.12	AR
LP 092ZA 04													3.000	76.20	4.03	0.072	0.764	19.41	AZ
LP 092ZA 05													3.500	88.90	3.41	0.061	0.854	21.69	AZ
LP 092ZA 06													4.000	101.60	2.95	0.053	0.943	23.95	AZ
LP 100ZA 01	1.687	42.85	1.750	44.45	1.406	35.71	.100	2.54	4	28	12.029	5.456	1.500	38.10	12.63	0.226	0.548	13.92	AR
LP 100ZA 02													2.000	50.80	8.91	0.159	0.651	16.54	AS
LP 100ZA 03													2.500	63.50	6.89	0.123	0.754	19.15	AS
LP 100ZA 04													3.000	76.20	5.61	0.100	0.857	21.77	AZA
LP 100ZA 05													3.500	88.90	4.74	0.085	0.960	24.38	AZA
LP 100ZA 06													4.000	101.60	4.10	0.073	1.064	27.03	AZA
LP 105ZA 01	1.687	42.85	1.750	44.45	1.406	35.71	.105	2.67	5	35	15.029	6.817	1.500	38.10	16.09	0.287	0.565	14.35	AY
LP 105ZA 02													2.000	50.80	11.31	0.202	0.671	17.04	AZ
LP 105ZA 03													2.500	63.50	8.72	0.156	0.777	19.74	AZA
LP 105ZA 04													3.000	76.20	7.10	0.127	0.883	22.43	AZB
LP 105ZA 05													3.500	88.90	5.98	0.107	0.988	25.10	AZC
LP 105ZA 06													4.000	101.60	5.17	0.092	1.094	27.79	AZD

SPECIAL INSTRUCTIONS FOR LITE PRESSURE™ COMPRESSION SERIES


PRICING: See Inside Back Cover for pricing for up to 199. To price or order up to 1000 pcs. visit leespring.com; 1000+ pcs. contact Lee Spring.
CALCULATIONS: Spring Rate and Load at Solid Height are pre-calculated for Type 316 Stainless.

COMPRESSION SPRINGS: LITE PRESSURE™ SERIES

ENDS NOT GROUND • Type 316 Stainless Steel (Passivated Ultrasonically Cleaned)

LEE STOCK NUMBER	OUTSIDE DIAMETER		WORK IN HOLE		WORK OVER ROD		WIRE DIAMETER		PRESSURE @ 80% DEFLECTION		APPROX. LOAD AT SOLID HGT.		FREE LENGTH		SPRING RATE		SOLID HEIGHT		PRICE GROUP
	IN.	MM	IN.	MM	IN.	MM	IN.	MM	PSI	kPa	LB.	KG	IN.	MM	LB/IN.	KG/MM	IN.	MM	
LP 125ZA 01													1.500	38.10	35.62	0.636	0.656	16.66	AZA
LP 125ZA 02													2.000	50.80	24.66	0.440	0.781	19.84	AZB
LP 125ZA 03	1.687	42.85	1.750	44.45	1.375	34.93	.125	3.18	10	69	30.064	13.637	2.500	63.50	18.86	0.337	0.906	23.01	AZC
LP 125ZA 04													3.000	76.20	15.27	0.273	1.031	26.19	AZD
LP 125ZA 05													3.500	88.90	12.82	0.229	1.156	29.36	AZE
LP 125ZA 06													4.000	101.60	11.06	0.198	1.280	32.51	AZF
LP 148ZA 01													1.500	38.10	65.76	1.174	0.814	20.68	AZB
LP 148ZA 02													2.000	50.80	44.63	0.797	0.990	25.15	AZC
LP 148ZA 03	1.687	42.85	1.750	44.45	1.313	33.35	.148	3.76	15	103	45.100	20.457	2.500	63.50	33.78	0.603	1.165	29.59	AZD
LP 148ZA 04													3.000	76.20	27.17	0.485	1.340	34.04	AZE
LP 148ZA 05													3.500	88.90	22.73	0.406	1.515	38.48	AZF
LP 148ZA 06													4.000	101.60	19.53	0.349	1.691	42.95	AZG
LP 080ZC 01													1.500	38.10	3.62	0.065	0.416	10.57	AP
LP 080ZC 02													2.000	50.80	2.60	0.046	0.486	12.34	AR
LP 080ZC 03	1.937	49.20	2.000	50.80	1.688	42.88	.080	2.03	1	7	3.923	1.779	2.500	63.50	2.02	0.036	0.557	14.15	AR
LP 080ZC 04													3.000	76.20	1.65	0.029	0.627	15.93	AZ
LP 080ZC 05													3.500	88.90	1.40	0.025	0.697	17.70	AZ
LP 080ZC 06													4.000	101.60	1.21	0.022	0.767	19.48	AZ
LP 098ZC 01													1.500	38.10	8.02	0.143	0.521	13.23	AR
LP 098ZC 02													2.000	50.80	5.67	0.101	0.614	15.60	AS
LP 098ZC 03	1.937	49.20	2.000	50.80	1.656	42.06	.098	2.49	2	14	7.854	3.563	2.500	63.50	4.38	0.078	0.708	17.98	AS
LP 098ZC 04													3.000	76.20	3.57	0.064	0.802	20.37	AZA
LP 098ZC 05													3.500	88.90	3.02	0.054	0.897	22.78	AZA
LP 098ZC 06													4.000	101.60	2.61	0.047	0.990	25.15	AZA
LP 105ZC 01													1.500	38.10	12.13	0.217	0.529	13.44	AY
LP 105ZC 02													2.000	50.80	8.53	0.152	0.619	15.72	AZ
LP 105ZC 03	1.937	49.20	2.000	50.80	1.625	41.28	.105	2.67	3	21	11.777	5.342	2.500	63.50	6.58	0.118	0.709	18.01	AZA
LP 105ZC 04													3.000	76.20	5.35	0.096	0.800	20.32	AZB
LP 105ZC 05													3.500	88.90	4.51	0.081	0.890	22.61	AZC
LP 105ZC 06													4.000	101.60	3.90	0.070	0.980	24.89	AZD
LP 120ZC 01													1.500	38.10	18.33	0.327	0.643	16.33	AZA
LP 120ZC 02													2.000	50.80	12.74	0.228	0.767	19.48	AZB
LP 120ZC 03	1.937	49.20	2.000	50.80	1.594	40.49	.120	3.05	4	28	15.706	7.124	2.500	63.50	9.76	0.174	0.891	22.63	AZC
LP 120ZC 04													3.000	76.20	7.91	0.141	1.015	25.78	AZD
LP 120ZC 05													3.500	88.90	6.65	0.119	1.139	28.93	AZE
LP 120ZC 06													4.000	101.60	5.74	0.103	1.263	32.08	AZF
LP 125ZC 01													1.500	38.10	23.15	0.413	0.652	16.56	AZB
LP 125ZC 02													2.000	50.80	16.03	0.286	0.775	19.69	AZC
LP 125ZC 03	1.937	49.20	2.000	50.80	1.594	40.49	.125	3.18	5	35	19.636	8.907	2.500	63.50	12.26	0.219	0.898	22.81	AZD
LP 125ZC 04													3.000	76.20	9.92	0.177	1.021	25.93	AZE
LP 125ZC 05													3.500	88.90	8.33	0.149	1.144	29.06	AZF
LP 125ZC 06													4.000	101.60	7.19	0.128	1.267	32.18	AZG

COMPRESSION SPRINGS



SPECIAL INSTRUCTIONS FOR LITE PRESSURE™ COMPRESSION SERIES

PRICING: See Inside Back Cover for pricing for up to 199. To price or order up to 1000 pcs. visit leespring.com; 1000+ pcs. contact Lee Spring.
CALCULATIONS: Spring Rate and Load at Solid Height are pre-calculated for Type 316 Stainless.

COMPRESSION SPRINGS: LITE PRESSURE™ SERIES

ENDS NOT GROUND • Type 316 Stainless Steel (Passivated Ultrasonically Cleaned)

COMPRESSION SPRINGS

LEE STOCK NUMBER	OUTSIDE DIAMETER		WORK IN HOLE		WORK OVER ROD		WIRE DIAMETER		PRESSURE @ 80% DEFLECTION		APPROX. LOAD AT SOLID HGT.		FREE LENGTH		SPRING RATE		SOLID HEIGHT		PRICE GROUP
	IN.	MM	IN.	MM	IN.	MM	IN.	MM	PSI	kPa	LB.	KG	IN.	MM	LB/IN.	KG/MM	IN.	MM	
LP 156ZC 01													1.500	38.10	57.86	1.033	0.821	20.85	AZE
LP 156ZC 02													2.000	50.80	38.98	0.696	0.992	25.20	AZF
LP 156ZC 03	1.937	49.20	2.000	50.80	1.563	39.70	.156	3.96	10	69	39.275	17.815	2.500	63.50	29.39	0.525	1.164	29.57	AZG
LP 156ZC 04													3.000	76.20	23.58	0.421	1.335	33.91	AZH
LP 156ZC 05													3.500	88.90	19.69	0.352	1.506	38.25	AZJ
LP 156ZC 06													4.000	101.60	16.91	0.302	1.677	42.60	AZK
LP 170ZC 01													1.500	38.10	91.99	1.643	0.860	21.84	AZE
LP 170ZC 02													2.000	50.80	61.12	1.091	1.036	26.31	AZF
LP 170ZC 03	1.937	49.20	2.000	50.80	1.532	38.91	.170	4.32	15	103	58.902	26.718	2.500	63.50	45.77	0.817	1.213	30.81	AZG
LP 170ZC 04													3.000	76.20	36.58	0.653	1.390	35.31	AZH
LP 170ZC 05													3.500	88.90	30.46	0.544	1.566	39.78	AZJ
LP 170ZC 06													4.000	101.60	26.10	0.466	1.743	44.27	AZK
LP 098ZG 01													2.000	50.80	4.16	0.074	0.524	13.31	AR
LP 098ZG 02													2.500	63.50	3.22	0.058	0.592	15.04	AS
LP 098ZG 03	2.375	60.33	2.500	63.50	2.063	52.40	.098	2.49	1	7	6.136	2.783	3.000	76.20	2.62	0.047	0.659	16.74	AS
LP 098ZG 04													3.500	88.90	2.21	0.039	0.726	18.44	AZA
LP 098ZG 05													4.000	101.60	1.91	0.034	0.794	20.17	AZA
LP 098ZG 06													5.000	127.00	1.51	0.027	0.929	23.60	AZA
LP 120ZG 01													2.000	50.80	9.14	0.163	0.657	16.69	AZA
LP 120ZG 02													2.500	63.50	7.00	0.125	0.747	18.97	AZB
LP 120ZG 03	2.375	60.33	2.500	63.50	2.032	51.61	.120	3.05	2	14	12.275	5.568	3.000	76.20	5.68	0.101	0.838	21.29	AZC
LP 120ZG 04													3.500	88.90	4.77	0.085	0.928	23.57	AZD
LP 120ZG 05													4.000	101.60	4.12	0.074	1.019	25.88	AZE
LP 120ZG 06													5.000	127.00	3.23	0.058	1.200	30.48	AZF
LP 128ZG 01													2.000	50.80	13.73	0.245	0.660	16.76	AZB
LP 128ZG 02													2.500	63.50	10.49	0.187	0.745	18.92	AZC
LP 128ZG 03	2.375	60.33	2.500	63.50	2.000	50.80	.128	3.25	3	21	18.407	8.349	3.000	76.20	8.48	0.151	0.830	21.08	AZD
LP 128ZG 04													3.500	88.90	7.12	0.127	0.916	23.27	AZE
LP 128ZG 05													4.000	101.60	6.14	0.110	1.001	25.43	AZF
LP 128ZG 06													5.000	127.00	4.81	0.086	1.171	29.74	AZG
LP 135ZG 01													2.000	50.80	18.51	0.331	0.674	17.12	AZC
LP 135ZG 02													2.500	63.50	14.10	0.252	0.759	19.28	AZD
LP 135ZG 03	2.375	60.33	2.500	63.50	2.000	50.80	.135	3.43	4	28	24.544	11.133	3.000	76.20	11.38	0.203	0.843	21.41	AZE
LP 135ZG 04													3.500	88.90	9.54	0.170	0.928	23.57	AZF
LP 135ZG 05													4.000	101.60	8.21	0.147	1.012	25.70	AZG
LP 135ZG 06													5.000	127.00	6.43	0.115	1.181	30.00	AZH
LP 148ZG 01													2.000	50.80	24.88	0.444	0.767	19.48	AZD
LP 148ZG 02													2.500	63.50	18.83	0.336	0.871	22.12	AZE
LP 148ZG 03	2.375	60.33	2.500	63.50	1.969	50.01	.148	3.76	5	35	30.682	13.917	3.000	76.20	15.15	0.271	0.975	24.77	AZF
LP 148ZG 04													3.500	88.90	12.67	0.226	1.078	27.38	AZG
LP 148ZG 05													4.000	101.60	10.89	0.194	1.182	30.02	AZH
LP 148ZG 06													5.000	127.00	8.50	0.152	1.390	35.31	AZJ

SPECIAL INSTRUCTIONS FOR LITE PRESSURE™ COMPRESSION SERIES


PRICING: See Inside Back Cover for pricing for up to 199. To price or order up to 1000 pcs. visit leespring.com; 1000+ pcs. contact Lee Spring.
CALCULATIONS: Spring Rate and Load at Solid Height are pre-calculated for Type 316 Stainless.

COMPRESSION SPRINGS: LITE PRESSURE™ SERIES

ENDS NOT GROUND • Type 316 Stainless Steel (Passivated Ultrasonically Cleaned)

LEE STOCK NUMBER	OUTSIDE DIAMETER		WORK IN HOLE		WORK OVER ROD		WIRE DIAMETER		PRESSURE @ 80% DEFLECTION		APPROX. LOAD AT SOLID HGT.		FREE LENGTH		SPRING RATE		SOLID HEIGHT		PRICE GROUP
	IN.	MM	IN.	MM	IN.	MM	IN.	MM	PSI	kPa	LB.	KG	IN.	MM	LB/IN.	KG/MM	IN.	MM	
LP 187ZG 01													2.000	50.80	61.60	1.100	1.004	25.50	AZF
LP 187ZG 02													2.500	63.50	45.72	0.816	1.158	29.41	AZG
LP 187ZG 03	2.375	60.33	2.500	63.50	1.906	48.41	.187	4.75	10	69	61.353	27.830	3.000	76.20	36.35	0.649	1.312	33.32	AZH
LP 187ZG 04													3.500	88.90	30.16	0.539	1.466	37.24	AZJ
LP 187ZG 05													4.000	101.60	25.78	0.460	1.620	41.15	AZK
LP 187ZG 06													5.000	127.00	19.97	0.357	1.928	48.97	AZL
LP 218ZG 01													2.000	50.80	113.94	2.035	1.192	30.28	AZH
LP 218ZG 02													2.500	63.50	83.08	1.484	1.392	35.36	AZJ
LP 218ZG 03	2.375	60.33	2.500	63.50	1.844	46.84	.218	5.54	15	103	92.047	41.753	3.000	76.20	65.37	1.167	1.592	40.44	AZK
LP 218ZG 04													3.500	88.90	53.89	0.962	1.792	45.52	AZL
LP 218ZG 05													4.000	101.60	45.84	0.819	1.992	50.60	AZM
LP 218ZG 06													5.000	127.00	35.29	0.630	2.392	60.76	AZN
LP 125ZK 01													2.000	50.80	6.57	0.117	0.654	16.61	AZB
LP 125ZK 02													2.500	63.50	5.02	0.090	0.740	18.80	AZC
LP 125ZK 03	2.875	73.03	3.000	76.20	2.500	63.50	.125	3.18	1	7	8.838	4.009	3.000	76.20	4.06	0.073	0.826	20.98	AZD
LP 125ZK 04													4.000	101.60	2.94	0.053	0.998	25.35	AZE
LP 125ZK 05													5.000	127.00	2.31	0.041	1.170	29.72	AZF
LP 125ZK 06													6.000	152.40	1.90	0.034	1.342	34.09	AZG
LP 148ZK 01													2.000	50.80	14.17	0.253	0.753	19.13	AZD
LP 148ZK 02													2.500	63.50	10.72	0.191	0.852	21.64	AZE
LP 148ZK 03	2.875	73.03	3.000	76.20	2.438	61.93	.148	3.76	2	14	17.674	8.017	3.000	76.20	8.63	0.154	0.951	24.16	AZF
LP 148ZK 04													4.000	101.60	6.20	0.111	1.150	29.21	AZG
LP 148ZK 05													5.000	127.00	4.84	0.086	1.348	34.24	AZH
LP 148ZK 06													6.000	152.40	3.97	0.071	1.547	39.29	AZJ
LP 170ZK 01													2.000	50.80	23.81	0.425	0.887	22.53	AZE
LP 170ZK 02													2.500	63.50	17.83	0.318	1.013	25.73	AZF
LP 170ZK 03	2.875	73.03	3.000	76.20	2.406	61.11	.170	4.32	3	21	26.510	12.025	3.000	76.20	14.25	0.254	1.139	28.93	AZG
LP 170ZK 04													4.000	101.60	10.17	0.182	1.392	35.36	AZH
LP 170ZK 05													5.000	127.00	7.90	0.141	1.645	41.78	AZJ
LP 170ZK 06													6.000	152.40	6.46	0.115	1.898	48.21	AZK
LP 177ZK 01													2.000	50.80	31.59	0.564	0.881	22.38	AZF
LP 177ZK 02													2.500	63.50	23.57	0.421	1.000	25.40	AZG
LP 177ZK 03	2.875	73.03	3.000	76.20	2.375	60.33	.177	4.50	4	28	35.343	16.032	3.000	76.20	18.79	0.336	1.119	28.42	AZH
LP 177ZK 04													4.000	101.60	13.38	0.239	1.358	34.49	AZJ
LP 177ZK 05													5.000	127.00	10.38	0.185	1.596	40.54	AZK
LP 177ZK 06													6.000	152.40	8.48	0.151	1.834	46.58	AZL
LP 187ZK 01													2.000	50.80	40.93	0.731	0.921	23.39	AZG
LP 187ZK 02													2.500	63.50	30.37	0.542	1.046	26.57	AZH
LP 187ZK 03	2.875	73.03	3.000	76.20	2.375	60.33	.187	4.75	5	35	44.177	20.039	3.000	76.20	24.15	0.431	1.170	29.72	AZJ
LP 187ZK 04													4.000	101.60	17.12	0.306	1.420	36.07	AZK
LP 187ZK 05													5.000	127.00	13.27	0.237	1.670	42.42	AZL
LP 187ZK 06													6.000	152.40	10.83	0.193	1.920	48.77	AZM

COMPRESSION SPRINGS



SPECIAL INSTRUCTIONS FOR LITE PRESSURE™ COMPRESSION SERIES

PRICING: See Inside Back Cover for pricing for up to 199. To price or order up to 1000 pcs. visit leespring.com; 1000+ pcs. contact Lee Spring.
CALCULATIONS: Spring Rate and Load at Solid Height are pre-calculated for Type 316 Stainless.

COMPRESSION SPRINGS: LITE PRESSURE™ SERIES

ENDS NOT GROUND • Type 316 Stainless Steel (Passivated Ultrasonically Cleaned)

COMPRESSION SPRINGS

LEE STOCK NUMBER	OUTSIDE DIAMETER		WORK IN HOLE		WORK OVER ROD		WIRE DIAMETER		PRESSURE @ 80% DEFLECTION		APPROX. LOAD AT SOLID HGT.		FREE LENGTH		SPRING RATE		SOLID HEIGHT		PRICE GROUP
	IN.	MM	IN.	MM	IN.	MM	IN.	MM	PSI	kPa	LB.	KG	IN.	MM	LB/IN.	KG/MM	IN.	MM	
LP 218ZK 01													2.000	50.80	90.01	1.607	1.019	25.88	AZJ
LP 218ZK 02													2.500	63.50	65.64	1.172	1.154	29.31	AZK
LP 218ZK 03	2.875	73.03	3.000	76.20	2.313	58.75	.218	5.54	10	69	88.343	40.072	3.000	76.20	51.65	0.922	1.289	32.74	AZL
LP 218ZK 04													4.000	101.60	36.21	0.647	1.560	39.62	AZM
LP 218ZK 05													5.000	127.00	27.88	0.498	1.831	46.51	AZN
LP 218ZK 06													6.000	152.40	22.66	0.405	2.102	53.39	AZO
LP 250ZK 01													2.000	50.80	160.02	2.858	1.172	29.77	AZL
LP 250ZK 02													2.500	63.50	114.29	2.041	1.340	34.04	AZM
LP 250ZK 03	2.875	73.03	3.000	76.20	2.250	57.15	.250	6.35	15	103	132.535	60.118	3.000	76.20	88.90	1.588	1.509	38.33	AZN
LP 250ZK 04													4.000	101.60	61.55	1.099	1.847	46.91	AZO
LP 250ZK 05													5.000	127.00	47.06	0.840	2.184	55.47	AZP
LP 250ZK 06													6.000	152.40	38.10	0.680	2.521	64.03	AZQ

SPECIAL INSTRUCTIONS FOR LITE PRESSURE™ COMPRESSION SERIES

PRICING: See Inside Back Cover for pricing for up to 199. To price or order up to 1000 pcs. visit leespring.com; 1000+ pcs. contact Lee Spring.
CALCULATIONS: Spring Rate and Load at Solid Height are pre-calculated for Type 316 Stainless.

Standard Compression Springs

Selection to Match Your Needs



The Lee Spring Standard Compression Spring line includes a wide range of size and rate combinations. Selections are sorted in ascending order to mating hole/bore diameter sizes. Standard Compression Springs are available in both standard and metric series.

Standard Series springs are available in Music Wire, Type 302 Stainless Steel and Type 316 Stainless Steel. Metric Series springs are available in Music Wire and Type 302 Stainless Steel. The Music Wire springs are provided with a plating finish for light corrosion resistance. The Type 302 Stainless Steel springs are passivated, while Type 316 Stainless Steel springs are passivated and ultrasonically cleaned.

Lee Spring Standard Compression Springs feature squared and ground ends. A squared end, also called a closed end, is made by reducing the coil pitch of the ends to zero. Squareness influences how a force produced by the spring can be transferred to adjacent parts. The ground ends provide flat bearing surfaces and additional stability.

Squared and ground ends are particularly useful in applications in which:

- 1) high-duty springs are specified;
- 2) unusually close tolerances on load or rate are needed;
- 3) solid height must be minimized;
- 4) accurate seating and uniform bearing pressures are required and;
- 5) a tendency towards buckling must be reduced.



Lee Spring can manufacture custom compression springs to your specifications. Contact us today!

Compression Springs

Guide to using tables

COMPRESSION SPRINGS

Lee Stock Number:
Lee Spring Part Number, add suffix M for Music Wire, S for Stainless Steel or S316 for Type 316 Stainless Steel.

To Work In Hole Diameter:
Suggested minimum hole size if needed for spring containment.

Approx. Load at Solid Height:
The load or force required to bring all coils into contact.

Spring Rate:
Change in load or force per unit of deflection.

Price Group:
Reference for price list. See fold-out section at rear of book.

LEE STOCK NUMBER	OUTSIDE DIAMETER		TO WORK IN HOLE DIAMETER		WIRE DIAMETER		APPROX. LOAD AT SOLID HGT.		FREE LENGTH		SPRING RATE		SOLID HEIGHT		PRICE GROUP		
	IN.	MM	IN.	MM	IN.	MM	LB.	KG	IN.	MM	LB./IN.	KG/MM	IN.	MM	Music Wire	302 Stainless*	316 Stainless
LC 014A 01									0.250	6.35	11.30	0.202	0.088	2.24	F	F	K
LC 014A 02									0.313	7.95	8.90	0.159	0.105	2.67	F	F	K
LC 014A 03									0.375	9.53	7.10	0.126	0.122	3.10	F	F	K
LC 014A 04									0.438	11.13	6.00	0.107	0.139	3.53	F	F	K
LC 014A 05									0.500	12.70	5.20	0.093	0.156	3.96	F	F	K
LC 014A 06									0.563	14.30	4.60	0.082	0.172	4.37	F	F	K
LC 014A 07									0.625	15.88	4.10	0.072	0.188	4.81	F	F	K

Outside Diameter:
Spring outer diameter, parts listed in ascending order.

Wire Diameter:
In ascending order of size, within each group of outside diameters.

Free Length:
The overall height of the spring in the unloaded position.

Solid Height:
Length when fully compressed.

Additional Information

- Load at Solid Height, Solid Height and Number of coils are all given as approximate figures. During the manufacturing process all material and engineering tolerances may result in the number of coils being adjusted to maintain the correct spring rate.
- It is general good practice to avoid compressing springs to their solid height in order to achieve longer life.
- To find the load at any working length, when free length and rate are given, use the formula:
 $P = R \times F$
 where P is the load in lbs.; R is the rate in lbs per inch; F is the deflection from free length.

How to Determine Price

1. Select the spring you want by LEE STOCK NUMBER.
2. Read across to the last column PRICE GROUP to obtain the price code: when applicable, select the price code that corresponds to the material type required.
3. Refer to the PRICE GROUP in the appropriate pricing chart by spring type located in the back of this catalog for pricing up to 199 pieces of an item.
4. Prices subject to change without notice.


FREE SHIPPING AVAILABLE
See Price List in back of catalog for details.

COMPRESSION SPRINGS: STANDARD SERIES (INCH)

ENDS ARE GROUND • Music Wire (Plated), 302 Stainless Steel* (Passivated),
or 316 Stainless Steel (Passivated Ultrasonically Cleaned)

COMPRESSION SPRINGS

LEE STOCK NUMBER	OUTSIDE DIAMETER		TO WORK IN HOLE DIAMETER		WIRE DIAMETER		APPROX. LOAD AT SOLID HGT.		FREE LENGTH		SPRING RATE		SOLID HEIGHT		PRICE GROUP		
	IN.	MM	IN.	MM	IN.	MM	LB.	KG	IN.	MM	LB/IN.	KG/MM	IN.	MM	Music Wire	302 Stainless*	316 Stainless
LC 014A 01	.120	3.05	.125	3.18	.014	.36	2.000	.907	0.250	6.35	11.30	0.202	0.088	2.24	F	F	K
LC 014A 02									0.313	7.95	8.90	0.159	0.105	2.67	F	F	K
LC 014A 03									0.375	9.53	7.10	0.126	0.122	3.10	F	F	K
LC 014A 04									0.438	11.13	6.00	0.107	0.139	3.53	F	F	K
LC 014A 05									0.500	12.70	5.20	0.093	0.156	3.96	F	F	K
LC 014A 06									0.563	14.30	4.60	0.082	0.172	4.37	F	F	K
LC 014A 07									0.625	15.88	4.10	0.073	0.189	4.80	F	F	K
LC 014A 08									0.688	17.48	3.80	0.068	0.206	5.23	F	F	K
LC 014A 09									0.750	19.05	3.40	0.061	0.223	5.66	F	F	K
LC 014A 9A									0.813	20.65	3.10	0.055	0.254	6.45	F	F	K
LC 014A 9B									0.875	22.23	2.90	0.052	0.269	6.84	F	F	K
LC 014A 9C									0.938	23.83	2.70	0.048	0.287	7.30	F	F	K
LC 014A 10									1.000	25.40	2.50	0.045	0.290	7.37	F	F	K
LC 014A 11	1.125	28.58	2.30	0.041	0.324	8.23	F	F	K								
LC 014A 12	1.250	31.75	2.00	0.036	0.357	9.07	F	F	K								
LC 014A 13	1.500	38.10	1.80	0.032	0.422	10.72	F	F	K								
LC 016A 0	.120	3.05	.125	3.18	.016	.41	2.500	1.134	0.188	4.78	25.60	0.457	0.087	2.21	F	F	K
LC 016A 01									0.250	6.35	17.50	0.313	0.114	2.90	F	F	K
LC 016A 02									0.313	7.95	14.00	0.250	0.133	3.38	F	F	K
LC 016A 03									0.375	9.53	11.00	0.196	0.160	4.06	F	F	K
LC 016A 04									0.438	11.13	9.50	0.169	0.185	4.70	F	F	K
LC 016A 05									0.500	12.70	8.50	0.152	0.205	5.21	F	F	K
LC 016A 06									0.563	14.30	7.50	0.134	0.225	5.72	F	F	K
LC 016A 07									0.625	15.88	6.50	0.116	0.249	6.32	F	F	K
LC 016A 08									0.688	17.48	6.00	0.107	0.273	6.93	F	F	K
LC 016A 09									0.750	19.05	5.00	0.089	0.305	7.75	F	F	K
LC 016A 10									1.000	25.40	4.00	0.071	0.375	9.52	F	F	K
LC 016A 11									1.125	28.58	3.50	0.062	0.442	11.23	F	F	K
LC 016A 12									1.250	31.75	3.20	0.057	0.478	12.14	F	F	K
LC 016A 13	1.500	38.10	2.70	0.048	0.560	14.22	F	F	K								
LC 018A 0	.120	3.05	.125	3.18	.018	.46	3.500	1.588	0.188	4.78	41.30	0.738	0.101	2.57	F	F	K
LC 018A 01									0.250	6.35	28.50	0.509	0.132	3.35	F	F	K
LC 018A 02									0.313	7.95	22.00	0.392	0.159	4.04	F	F	K
LC 018A 03									0.375	9.53	18.00	0.321	0.180	4.57	F	F	K
LC 018A 04									0.438	11.13	15.50	0.276	0.208	5.28	F	F	K
LC 018A 05									0.500	12.70	13.00	0.232	0.245	6.22	F	F	K
LC 018A 06									0.563	14.30	11.50	0.205	0.271	6.88	F	F	K
LC 018A 07									0.625	15.88	11.00	0.196	0.289	7.34	F	F	K
LC 018A 08									0.688	17.48	9.50	0.169	0.325	8.26	F	F	K
LC 018A 09									0.750	19.05	8.50	0.152	0.351	8.92	F	F	K
LC 018A 10									1.000	25.40	6.40	0.114	0.455	11.56	F	F	K
LC 018A 11									1.125	28.58	5.60	0.100	0.510	12.95	F	F	K
LC 018A 12									1.250	31.75	5.00	0.089	0.577	14.66	F	F	K
LC 018A 13	1.500	38.10	4.10	0.073	0.697	17.70	F	F	K								



SPECIAL INSTRUCTIONS FOR COMPRESSION SERIES

STOCK NUMBERS: Add "M" to end of Stock Number for Music Wire; "S" for Type 302 Stainless; "S316" for Type 316 Stainless.

PRICING: See Inside Back Cover for up to 199 pricing. To price or order up to 1000 pcs., visit leespring.com; 1000+ pcs. contact Lee Spring.

CALCULATIONS: Spring Rate and Load at Solid Hgt. are for Music Wire. For Type 302 or Type 316 Stainless, multiply figures shown by 5/6 (.833).

*Note: Type 302 may be substituted with Type 304 at Lee Spring's discretion.

COMPRESSION SPRINGS: STANDARD SERIES (INCH)

ENDS ARE GROUND • Music Wire (Plated), 302 Stainless Steel* (Passivated),
or 316 Stainless Steel (Passivated Ultrasonically Cleaned)

COMPRESSION SPRINGS

LEE STOCK NUMBER	OUTSIDE DIAMETER		TO WORK IN HOLE DIAMETER		WIRE DIAMETER		APPROX. LOAD AT SOLID HGT.		FREE LENGTH		SPRING RATE		SOLID HEIGHT		PRICE GROUP		
	IN.	MM	IN.	MM	IN.	MM	LB.	KG	IN.	MM	LB/IN.	KG/MM	IN.	MM	Music Wire	302 Stainless*	316 Stainless
LC 020A 01	.120	3.05	.125	3.18	.020	.51	4.650	2.109	0.250	6.35	47.50	0.848	0.150	3.81	F	F	K
LC 020A 02									0.313	7.95	36.00	0.642	0.185	4.70	F	F	K
LC 020A 03									0.375	9.53	29.00	0.517	0.215	5.46	F	F	K
LC 020A 04									0.438	11.13	24.50	0.437	0.250	6.35	F	F	K
LC 020A 05									0.500	12.70	21.50	0.384	0.280	7.11	F	F	K
LC 020A 06									0.563	14.30	18.50	0.330	0.310	7.87	F	F	K
LC 020A 07									0.625	15.88	16.50	0.294	0.345	8.76	F	F	K
LC 020A 08									0.688	17.48	15.00	0.267	0.375	9.52	F	F	K
LC 020A 09									0.750	19.05	13.50	0.241	0.410	10.41	F	F	K
LC 020A 10									0.813	20.65	12.50	0.223	0.430	10.92	F	F	K
LC 020A 11									0.938	23.83	10.80	0.193	0.510	12.95	F	F	K
LC 020A 12									1.000	25.40	10.00	0.179	0.540	13.72	F	F	K
LC 020A 13									1.125	28.58	9.00	0.160	0.600	15.24	F	F	K
LC 020A 14									1.250	31.75	8.00	0.143	0.660	16.76	F	F	K
LC 020A 15									1.500	38.10	6.50	0.116	0.790	20.07	F	F	K
LC 022A 01	.120	3.05	.125	3.18	.022	.56	6.000	2.722	0.250	6.35	70.00	1.250	0.166	4.22	F	F	K
LC 022A 02									0.313	7.95	54.00	0.963	0.199	5.05	F	F	K
LC 022A 03									0.375	9.53	42.00	0.749	0.243	6.17	F	F	K
LC 022A 04									0.438	11.13	36.00	0.642	0.276	7.01	F	F	K
LC 022A 05									0.500	12.70	31.00	0.554	0.309	7.85	F	F	K
LC 022A 06									0.563	14.30	28.00	0.499	0.342	8.69	F	F	K
LC 022A 07									0.625	15.88	25.00	0.446	0.374	9.50	F	F	K
LC 022A 08									0.688	17.48	22.00	0.392	0.419	10.64	F	F	K
LC 022A 09									0.750	19.05	20.00	0.357	0.451	11.46	F	F	K
LC 022A 10									0.813	20.65	18.00	0.321	0.510	12.95	F	F	K
LC 022A 11									0.938	23.83	16.00	0.285	0.555	14.10	F	F	K
LC 022A 12									1.000	25.40	15.00	0.268	0.600	15.24	F	F	K
LC 022A 13									1.125	28.58	13.00	0.232	0.665	16.89	F	F	K
LC 022A 14									1.250	31.75	11.75	0.210	0.758	19.25	F	F	K
LC 022A 15									1.500	38.10	9.70	0.173	0.902	22.91	F	F	K
LC 024A 01	.120	3.05	.125	3.18	.024	.61	8.200	3.720	0.250	6.35	107.40	1.918	0.179	4.54	F	F	K
LC 024A 02									0.313	7.95	82.20	1.468	0.219	5.55	F	F	K
LC 024A 03									0.375	9.53	66.30	1.185	0.259	6.58	F	F	K
LC 024A 04									0.438	11.13	55.60	0.993	0.299	7.60	F	F	K
LC 024A 05									0.500	12.70	48.00	0.857	0.339	8.61	F	F	K
LC 024A 06									0.563	14.30	42.20	0.754	0.379	9.62	F	F	K
LC 024A 07									0.625	15.88	37.60	0.671	0.419	10.65	F	F	K
LC 024A 08									0.688	17.48	34.00	0.606	0.459	11.66	F	F	K
LC 024A 09									0.750	19.05	30.90	0.552	0.499	12.68	F	F	K
LC 024A 10									0.813	20.65	28.40	0.507	0.539	13.69	F	F	K
LC 024A 11									0.875	22.23	26.20	0.468	0.579	14.72	F	F	K
LC 024A 12									0.938	23.83	24.40	0.436	0.619	15.73	F	F	K
LC 024A 13									1.000	25.40	22.80	0.407	0.660	16.75	F	F	K
LC 024A 14									1.125	28.58	20.10	0.360	0.740	18.79	F	F	K
LC 024A 15									1.250	31.75	18.00	0.322	0.820	20.82	F	F	K
LC 024A 16									1.500	38.10	14.90	0.267	0.980	24.89	F	F	K

SPECIAL INSTRUCTIONS FOR COMPRESSION SERIES

STOCK NUMBERS: Add "M" to end of Stock Number for Music Wire; "S" for Type 302 Stainless; "S316" for Type 316 Stainless.

PRICING: See Inside Back Cover for up to 199 pricing. To price or order up to 1000 pcs., visit leespring.com; 1000+ pcs. contact Lee Spring.

CALCULATIONS: Spring Rate and Load at Solid Hgt. are for Music Wire. For Type 302 or Type 316 Stainless, multiply figures shown by 5/6 (.833).


*Note: Type 302 may be substituted with Type 304 at Lee Spring's discretion.

COMPRESSION SPRINGS: STANDARD SERIES (INCH)

ENDS ARE GROUND • Music Wire (Plated), 302 Stainless Steel* (Passivated),
or 316 Stainless Steel (Passivated Ultrasonically Cleaned)

COMPRESSION SPRINGS

LEE STOCK NUMBER	OUTSIDE DIAMETER		TO WORK IN HOLE DIAMETER		WIRE DIAMETER		APPROX. LOAD AT SOLID HGT.		FREE LENGTH		SPRING RATE		SOLID HEIGHT		PRICE GROUP		
	IN.	MM	IN.	MM	IN.	MM	LB.	KG	IN.	MM	LB/IN.	KG/MM	IN.	MM	Music Wire	302 Stainless*	316 Stainless
LC 014AA 01	.125	3.18	.141	3.57	.014	.36	1.553	.704	0.250	6.35	9.77	0.174	0.091	2.31	F	F	K
LC 014AA 02									0.313	7.95	7.61	0.136	0.109	2.76	F	F	K
LC 014AA 03									0.375	9.53	6.25	0.112	0.126	3.20	F	F	K
LC 014AA 04									0.438	11.13	5.29	0.094	0.144	3.65	F	F	K
LC 014AA 05									0.500	12.70	4.59	0.082	0.161	4.09	F	F	K
LC 014AA 06									0.563	14.30	4.05	0.072	0.179	4.54	F	F	K
LC 014AA 07									0.625	15.88	3.63	0.065	0.196	4.98	F	F	K
LC 014AA 08									0.688	17.48	3.29	0.059	0.214	5.43	F	F	K
LC 014AA 09									0.750	19.05	3.00	0.054	0.231	5.87	F	F	K
LC 014AA 10									0.813	20.65	2.76	0.049	0.249	6.32	F	F	K
LC 014AA 11									0.875	22.23	2.56	0.046	0.266	6.76	F	F	K
LC 014AA 12									0.938	23.83	2.38	0.043	0.284	7.21	F	F	K
LC 014AA 13									1.000	25.40	2.23	0.040	0.301	7.65	F	F	K
LC 014AA 14									1.125	28.58	1.98	0.035	0.336	8.54	F	F	K
LC 014AA 15									1.250	31.75	1.77	0.032	0.371	9.43	F	F	K
LC 014AA 16									1.375	34.93	1.61	0.029	0.406	10.32	F	F	K
LC 014AA 17									1.500	38.10	1.47	0.026	0.441	11.21	F	F	K
LC 016AA 01	.125	3.18	.141	3.57	.016	.41	2.719	1.233	0.250	6.35	18.29	0.327	0.101	2.57	F	F	K
LC 016AA 02									0.313	7.95	14.19	0.253	0.121	3.08	F	F	K
LC 016AA 03									0.375	9.53	11.62	0.208	0.141	3.57	F	F	K
LC 016AA 04									0.438	11.13	9.82	0.175	0.160	4.07	F	F	K
LC 016AA 05									0.500	12.70	8.52	0.152	0.180	4.57	F	F	K
LC 016AA 06									0.563	14.30	7.51	0.134	0.200	5.07	F	F	K
LC 016AA 07									0.625	15.88	6.72	0.120	0.219	5.56	F	F	K
LC 016AA 08									0.688	17.48	6.08	0.109	0.239	6.07	F	F	K
LC 016AA 09									0.750	19.05	5.55	0.099	0.258	6.56	F	F	K
LC 016AA 10									0.813	20.65	5.11	0.091	0.278	7.06	F	F	K
LC 016AA 11									0.938	23.83	4.40	0.079	0.317	8.06	F	F	K
LC 016AA 12									1.000	25.40	4.12	0.074	0.337	8.55	F	F	K
LC 016AA 13									1.250	31.75	3.27	0.058	0.415	10.54	F	F	K
LC 016AA 14									1.500	38.10	2.72	0.049	0.494	12.54	F	F	K
LC 018AA 01	.125	3.18	.141	3.57	.018	.46	3.679	1.669	0.250	6.35	28.47	0.508	0.121	3.07	F	F	K
LC 018AA 02									0.313	7.95	22.00	0.393	0.145	3.69	F	F	K
LC 018AA 03									0.375	9.53	18.00	0.321	0.170	4.31	F	F	K
LC 018AA 04									0.500	12.70	13.13	0.234	0.219	5.55	F	F	K
LC 018AA 05									0.563	14.30	11.56	0.206	0.243	6.18	F	F	K
LC 018AA 06									0.625	15.88	10.34	0.185	0.267	6.79	F	F	K
LC 018AA 07									0.688	17.48	9.34	0.167	0.292	7.42	F	F	K
LC 018AA 08									0.750	19.05	8.53	0.152	0.316	8.04	F	F	K
LC 018AA 09									0.813	20.65	7.84	0.140	0.341	8.66	F	F	K
LC 018AA 10									0.938	23.83	6.75	0.121	0.390	9.90	F	F	K
LC 018AA 11									1.000	25.40	6.32	0.113	0.414	10.52	F	F	K
LC 018AA 12									1.250	31.75	5.02	0.090	0.512	13.00	F	F	K
LC 018AA 13	1.500	38.10	4.16	0.074	0.610	15.49	F	F	K								



SPECIAL INSTRUCTIONS FOR COMPRESSION SERIES

STOCK NUMBERS: Add "M" to end of Stock Number for Music Wire; "S" for Type 302 Stainless; "S316" for Type 316 Stainless.
PRICING: See Inside Back Cover for up to 199 pricing. To price or order up to 1000 pcs., visit leespring.com; 1000+ pcs. contact Lee Spring.
CALCULATIONS: Spring Rate and Load at Solid Hgt. are for Music Wire. For Type 302 or Type 316 Stainless, multiply figures shown by 5/6 (.833).
 *Note: Type 302 may be substituted with Type 304 at Lee Spring's discretion.

COMPRESSION SPRINGS: STANDARD SERIES (INCH)

ENDS ARE GROUND • Music Wire (Plated), 302 Stainless Steel* (Passivated),
or 316 Stainless Steel (Passivated Ultrasonically Cleaned)

COMPRESSION SPRINGS

LEE STOCK NUMBER	OUTSIDE DIAMETER		TO WORK IN HOLE DIAMETER		WIRE DIAMETER		APPROX. LOAD AT SOLID HGT.		FREE LENGTH		SPRING RATE		SOLID HEIGHT		PRICE GROUP		
	IN.	MM	IN.	MM	IN.	MM	LB.	KG	IN.	MM	LB/IN.	KG/MM	IN.	MM	Music Wire	302 Stainless*	316 Stainless
															M	S	S316
LC 020AA 01									0.250	6.35	47.41	0.847	0.131	3.33	F	F	K
LC 020AA 02									0.313	7.95	36.47	0.651	0.158	4.02	F	F	K
LC 020AA 03									0.375	9.53	30.97	0.553	0.185	4.70	F	F	K
LC 020AA 04									0.500	12.70	21.46	0.383	0.240	6.10	F	F	K
LC 020AA 05									0.563	14.30	18.73	0.334	0.269	6.84	F	F	K
LC 020AA 06									0.625	15.88	16.61	0.297	0.298	7.58	F	F	K
LC 020AA 07	.125	3.18	.141	3.57	.020	.51	5.629	2.553	0.688	17.48	14.88	0.266	0.328	8.34	F	F	K
LC 020AA 08									0.750	19.05	13.47	0.241	0.358	9.10	F	F	K
LC 020AA 09									0.813	20.65	12.37	0.221	0.386	9.82	F	F	K
LC 020AA 10									0.938	23.83	10.65	0.190	0.442	11.23	F	F	K
LC 020AA 11									1.000	25.40	9.96	0.178	0.470	11.94	F	F	K
LC 020AA 12									1.250	31.75	7.90	0.141	0.582	14.77	F	F	K
LC 020AA 13									1.500	38.10	6.55	0.117	0.693	17.61	F	F	K
LC 022AA 01									0.250	6.35	69.07	1.234	0.151	3.83	F	F	K
LC 022AA 02									0.313	7.95	52.90	0.945	0.183	4.65	F	F	K
LC 022AA 03									0.375	9.53	42.99	0.768	0.215	5.46	F	F	K
LC 022AA 04									0.500	12.70	31.20	0.557	0.279	7.08	F	F	K
LC 022AA 05									0.563	14.30	27.42	0.490	0.311	7.90	F	F	K
LC 022AA 06	.125	3.18	.141	3.57	.022	.56	6.851	3.108	0.625	15.88	24.49	0.437	0.343	8.71	F	F	K
LC 022AA 07									0.688	17.48	22.09	0.395	0.375	9.53	F	F	K
LC 022AA 08									0.813	20.65	18.50	0.330	0.439	11.15	F	F	K
LC 022AA 09									0.938	23.83	15.92	0.284	0.503	12.78	F	F	K
LC 022AA 10									1.000	25.40	15.00	0.268	0.531	13.49	F	F	K
LC 022AA 11									1.250	31.75	11.89	0.212	0.658	16.72	F	F	K
LC 022AA 12									1.500	38.10	9.85	0.176	0.785	19.94	F	F	K
LC 016AB 01									0.250	6.35	11.90	0.211	0.092	2.35	F	F	K
LC 016AB 02									0.313	7.95	9.20	0.164	0.109	2.78	F	F	K
LC 016AB 03									0.375	9.53	7.50	0.134	0.126	3.21	F	F	K
LC 016AB 04									0.438	11.13	6.40	0.114	0.144	3.64	F	F	K
LC 016AB 05									0.500	12.70	5.50	0.098	0.161	4.08	F	F	K
LC 016AB 06									0.563	14.30	4.90	0.087	0.178	4.51	F	F	K
LC 016AB 07									0.625	15.88	4.40	0.078	0.195	4.94	F	F	K
LC 016AB 08	.148	3.76	.156	3.96	.016	.41	1.900	.861	0.688	17.48	3.90	0.070	0.212	5.38	F	F	K
LC 016AB 09									0.750	19.05	3.60	0.064	0.229	5.81	F	F	K
LC 016AB 10									0.813	20.65	3.30	0.059	0.246	6.24	F	F	K
LC 016AB 11									0.938	23.83	2.90	0.051	0.280	7.11	F	F	K
LC 016AB 12									1.000	25.40	2.70	0.048	0.297	7.54	F	F	K
LC 016AB 13									1.250	31.75	2.10	0.038	0.365	9.27	F	F	K
LC 016AB 14									1.500	38.10	1.80	0.031	0.433	11.00	F	F	K

SPECIAL INSTRUCTIONS FOR COMPRESSION SERIES

STOCK NUMBERS: Add "M" to end of Stock Number for Music Wire; "S" for Type 302 Stainless; "S316" for Type 316 Stainless.

PRICING: See Inside Back Cover for up to 199 pricing. To price or order up to 1000 pcs., visit leespring.com; 1000+ pcs. contact Lee Spring.

CALCULATIONS: Spring Rate and Load at Solid Hgt. are for Music Wire. For Type 302 or Type 316 Stainless, multiply figures shown by 5/6 (.833).


*Note: Type 302 may be substituted with Type 304 at Lee Spring's discretion.

COMPRESSION SPRINGS: STANDARD SERIES (INCH)

ENDS ARE GROUND • Music Wire (Plated), 302 Stainless Steel* (Passivated),
or 316 Stainless Steel (Passivated Ultrasonically Cleaned)

LEE STOCK NUMBER	OUTSIDE DIAMETER		TO WORK IN HOLE DIAMETER		WIRE DIAMETER		APPROX. LOAD AT SOLID HGT.		FREE LENGTH		SPRING RATE		SOLID HEIGHT		PRICE GROUP		
	IN.	MM	IN.	MM	IN.	MM	LB.	KG	IN.	MM	LB/IN.	KG/MM	IN.	MM	Music Wire	302 Stainless*	316 Stainless
															M	S	S316
LC 018AB 01	.148	3.76	.156	3.96	.018	.46	2.900	1.313	0.250	6.35	19.60	0.349	0.105	2.67	F	F	K
LC 018AB 02									0.313	7.95	15.20	0.270	0.125	3.17	F	F	K
LC 018AB 03									0.375	9.53	12.40	0.220	0.145	3.67	F	F	K
LC 018AB 04									0.438	11.13	10.40	0.186	0.164	4.18	F	F	K
LC 018AB 05									0.500	12.70	9.00	0.161	0.184	4.68	F	F	K
LC 018AB 06									0.563	14.30	8.00	0.142	0.204	5.18	F	F	K
LC 018AB 07									0.625	15.88	7.10	0.127	0.224	5.69	F	F	K
LC 018AB 08									0.688	17.48	6.40	0.115	0.244	6.19	F	F	K
LC 018AB 09									0.750	19.05	5.90	0.105	0.264	6.69	F	F	K
LC 018AB 10									0.813	20.65	5.40	0.096	0.283	7.20	F	F	K
LC 018AB 11									0.938	23.83	4.60	0.083	0.323	8.21	F	F	K
LC 018AB 12									1.000	25.40	4.30	0.077	0.343	8.71	F	F	K
LC 018AB 13									1.250	31.75	3.50	0.062	0.422	10.72	F	F	K
LC 018AB 14									1.500	38.10	2.90	0.051	0.501	12.73	F	F	K
LC 021AB 01	.148	3.76	.156	3.96	.021	.53	4.000	1.812	0.250	6.35	32.00	0.570	0.133	3.38	F	F	K
LC 021AB 02									0.313	7.95	25.00	0.446	0.160	4.06	F	F	K
LC 021AB 03									0.375	9.53	20.00	0.357	0.187	4.75	F	F	K
LC 021AB 04									0.438	11.13	17.00	0.303	0.214	5.44	F	F	K
LC 021AB 05									0.500	12.70	14.70	0.262	0.242	6.15	F	F	K
LC 021AB 06									0.563	14.30	13.00	0.232	0.268	6.81	F	F	K
LC 021AB 07									0.625	15.88	11.70	0.209	0.294	7.47	F	F	K
LC 021AB 08									0.688	17.48	10.50	0.187	0.321	8.15	F	F	K
LC 021AB 09									0.750	19.05	9.70	0.173	0.349	8.86	F	F	K
LC 021AB 10									0.813	20.65	8.90	0.159	0.376	9.55	F	F	K
LC 021AB 11									0.938	23.83	7.50	0.134	0.430	10.92	F	F	K
LC 021AB 12									1.000	25.40	7.00	0.125	0.479	12.17	F	F	K
LC 021AB 13									1.250	31.75	5.80	0.104	0.568	14.43	F	F	K
LC 021AB 14									1.500	38.10	4.80	0.086	0.675	17.15	F	F	K
LC 023AB 01	.148	3.76	.156	3.96	.023	.58	5.000	2.264	0.250	6.35	47.50	0.847	0.147	3.73	F	F	K
LC 023AB 02									0.313	7.95	36.50	0.651	0.178	4.52	F	F	K
LC 023AB 03									0.375	9.53	29.50	0.526	0.209	5.31	F	F	K
LC 023AB 04									0.438	11.13	25.40	0.453	0.239	6.07	F	F	K
LC 023AB 05									0.500	12.70	22.00	0.392	0.272	6.91	F	F	K
LC 023AB 06									0.563	14.30	19.00	0.339	0.302	7.67	F	F	K
LC 023AB 07									0.625	15.88	17.00	0.303	0.334	8.48	F	F	K
LC 023AB 08									0.688	17.48	15.50	0.276	0.364	9.24	F	F	K
LC 023AB 09									0.750	19.05	14.00	0.250	0.396	10.06	F	F	K
LC 023AB 10									0.813	20.65	12.80	0.229	0.425	10.80	F	F	K
LC 023AB 11									0.938	23.83	11.00	0.196	0.505	12.83	F	F	K
LC 023AB 12									1.000	25.40	10.30	0.184	0.536	13.61	F	F	K
LC 023AB 13									1.250	31.75	8.30	0.148	0.652	16.56	F	F	K
LC 023AB 14									1.500	38.10	6.90	0.123	0.773	19.63	F	F	K

COMPRESSION SPRINGS



SPECIAL INSTRUCTIONS FOR COMPRESSION SERIES

STOCK NUMBERS: Add "M" to end of Stock Number for Music Wire; "S" for Type 302 Stainless; "S316" for Type 316 Stainless.

PRICING: See Inside Back Cover for up to 199 pricing. To price or order up to 1000 pcs., visit leespring.com; 1000+ pcs. contact Lee Spring.

CALCULATIONS: Spring Rate and Load at Solid Hgt. are for Music Wire. For Type 302 or Type 316 Stainless, multiply figures shown by 5/6 (.833).

*Note: Type 302 may be substituted with Type 304 at Lee Spring's discretion.

COMPRESSION SPRINGS: STANDARD SERIES (INCH)

ENDS ARE GROUND • Music Wire (Plated), 302 Stainless Steel* (Passivated),
or 316 Stainless Steel (Passivated Ultrasonically Cleaned)

COMPRESSION SPRINGS

LEE STOCK NUMBER	OUTSIDE DIAMETER		TO WORK IN HOLE DIAMETER		WIRE DIAMETER		APPROX. LOAD AT SOLID HGT.		FREE LENGTH		SPRING RATE		SOLID HEIGHT		PRICE GROUP		
	IN.	MM	IN.	MM	IN.	MM	LB.	KG	IN.	MM	LB/IN.	KG/MM	IN.	MM	Music Wire	302 Stainless*	316 Stainless
LC 016AC 01	.156	3.96	.172	4.37	.016	.41	1.761	.799	0.250	6.35	10.82	0.193	0.087	2.22	F	F	K
LC 016AC 02									0.313	7.95	8.39	0.150	0.103	2.61	F	F	K
LC 016AC 03									0.375	9.53	6.88	0.123	0.118	3.01	F	F	K
LC 016AC 04									0.438	11.13	5.81	0.104	0.134	3.40	F	F	K
LC 016AC 05									0.500	12.70	5.04	0.090	0.149	3.80	F	F	K
LC 016AC 06									0.563	14.30	4.44	0.079	0.165	4.20	F	F	K
LC 016AC 07									0.625	15.88	3.98	0.071	0.181	4.59	F	F	K
LC 016AC 08									0.688	17.48	3.60	0.064	0.196	4.99	F	F	K
LC 016AC 09									0.750	19.05	3.29	0.059	0.212	5.38	F	F	K
LC 016AC 10									1.000	25.40	2.45	0.044	0.274	6.96	F	F	K
LC 016AC 11									1.125	28.58	2.16	0.039	0.305	7.75	F	F	K
LC 016AC 12									1.250	31.75	1.94	0.035	0.336	8.54	F	F	K
LC 016AC 13									1.500	38.10	1.61	0.029	0.398	10.12	F	F	K
LC 023AD 01	.156	3.96	.172	4.37	.023	.58	5.525	2.506	0.250	6.35	48.13	0.861	0.135	3.43	F	F	K
LC 023AD 02									0.313	7.95	36.77	0.658	0.162	4.11	F	F	K
LC 023AD 03									0.375	9.53	29.84	0.534	0.189	4.80	F	F	K
LC 023AD 04									0.438	11.13	25.05	0.448	0.216	5.49	F	F	K
LC 023AD 05									0.500	12.70	21.63	0.387	0.243	6.17	F	F	K
LC 023AD 06									0.563	14.30	18.99	0.340	0.270	6.86	F	F	K
LC 023AD 07									0.625	15.88	16.96	0.304	0.297	7.54	F	F	K
LC 023AD 08									0.688	17.48	15.29	0.274	0.324	8.23	F	F	K
LC 023AD 09									0.750	19.05	13.95	0.250	0.350	8.89	F	F	K
LC 023AD 10									0.813	20.65	12.80	0.229	0.378	9.60	F	F	K
LC 023AD 11									0.938	23.83	11.01	0.197	0.431	10.95	F	F	K
LC 023AD 12									1.000	25.40	10.29	0.184	0.458	11.63	F	F	K
LC 023AD 13									1.250	31.75	8.15	0.146	0.566	14.38	F	F	K
LC 023AD 14									1.500	38.10	6.75	0.121	0.673	17.09	F	F	K
LC 014B 01	.180	4.57	.188	4.78	.014	.36	1.090	.490	0.250	6.35	5.80	0.104	0.069	1.75	F	F	K
LC 014B 02									0.313	7.95	4.50	0.080	0.077	1.96	F	F	K
LC 014B 03									0.375	9.53	3.70	0.066	0.086	2.18	F	F	K
LC 014B 04									0.438	11.13	3.10	0.055	0.094	2.39	F	F	K
LC 014B 05									0.500	12.70	2.70	0.048	0.103	2.62	F	F	K
LC 014B 06									0.563	14.30	2.40	0.043	0.112	2.84	F	F	K
LC 014B 07									0.625	15.88	2.20	0.039	0.120	3.05	F	F	K
LC 014B 08									0.688	17.48	2.00	0.036	0.129	3.28	F	F	K
LC 014B 09									0.750	19.05	1.80	0.032	0.138	3.51	F	F	K
LC 014B 10									0.875	22.23	1.50	0.027	0.155	3.94	F	F	K
LC 014B 11									1.000	25.40	1.30	0.023	0.172	4.37	F	F	K
LC 014B 12									1.250	31.75	1.10	0.020	0.206	5.23	F	F	K
LC 014B 13									1.375	34.93	1.00	0.018	0.223	5.66	F	F	K
LC 014B 14									1.500	38.10	0.90	0.016	0.240	6.10	F	F	K

SPECIAL INSTRUCTIONS FOR COMPRESSION SERIES

STOCK NUMBERS: Add "M" to end of Stock Number for Music Wire; "S" for Type 302 Stainless; "S316" for Type 316 Stainless.

PRICING: See Inside Back Cover for up to 199 pricing. To price or order up to 1000 pcs., visit leespring.com; 1000+ pcs. contact Lee Spring.

CALCULATIONS: Spring Rate and Load at Solid Hgt. are for Music Wire. For Type 302 or Type 316 Stainless, multiply figures shown by 5/6 (.833).


*Note: Type 302 may be substituted with Type 304 at Lee Spring's discretion.

COMPRESSION SPRINGS: STANDARD SERIES (INCH)

ENDS ARE GROUND • Music Wire (Plated), 302 Stainless Steel* (Passivated), or 316 Stainless Steel (Passivated Ultrasonically Cleaned)

LEE STOCK NUMBER	OUTSIDE DIAMETER		TO WORK IN HOLE DIAMETER		WIRE DIAMETER		APPROX. LOAD AT SOLID HGT.		FREE LENGTH		SPRING RATE		SOLID HEIGHT		PRICE GROUP		
	IN.	MM	IN.	MM	IN.	MM	LB.	KG	IN.	MM	LB./IN.	KG/MM	IN.	MM	Music Wire	302 Stainless*	316 Stainless
															M	S	S316
LC 016B 01	.180	4.57	.188	4.78	.016	.41	1.500	.680	0.250	6.35	9.00	0.161	0.073	1.85	F	F	K
LC 016B 02									0.313	7.95	7.50	0.134	0.081	2.06	F	F	K
LC 016B 03									0.375	9.53	6.00	0.107	0.093	2.36	F	F	K
LC 016B 04									0.438	11.13	5.00	0.089	0.105	2.67	F	F	K
LC 016B 05									0.500	12.70	4.50	0.080	0.113	2.87	F	F	K
LC 016B 06									0.563	14.30	4.00	0.071	0.125	3.18	F	F	K
LC 016B 07									0.625	15.88	3.50	0.062	0.137	3.48	F	F	K
LC 016B 08									0.688	17.48	3.00	0.053	0.153	3.89	F	F	K
LC 016B 09									0.750	19.05	2.50	0.045	0.177	4.50	F	F	K
LC 016B 10									0.875	22.23	2.20	0.039	0.195	4.95	F	F	K
LC 016B 11									1.000	25.40	1.90	0.034	0.220	5.59	F	F	K
LC 016B 12									1.250	31.75	1.50	0.027	0.277	7.04	F	F	K
LC 016B 13									1.375	34.93	1.30	0.023	0.305	7.75	F	F	K
LC 016B 14									1.500	38.10	1.20	0.021	0.342	8.69	F	F	K
LC 016B 15									1.750	44.45	1.00	0.018	0.405	10.28	F	F	K
LC 018B 01	.180	4.57	.188	4.78	.018	.46	2.340	1.061	0.250	6.35	13.50	0.241	0.086	2.18	F	F	K
LC 018B 02									0.313	7.95	11.00	0.196	0.100	2.54	F	F	K
LC 018B 03									0.375	9.53	9.00	0.160	0.114	2.90	F	F	K
LC 018B 04									0.438	11.13	8.00	0.143	0.123	3.12	F	F	K
LC 018B 05									0.500	12.70	7.00	0.125	0.132	3.35	F	F	K
LC 018B 06									0.563	14.30	6.00	0.107	0.150	3.81	F	F	K
LC 018B 07									0.625	15.88	5.00	0.089	0.172	4.37	F	F	K
LC 018B 08									0.688	17.48	4.50	0.080	0.186	4.72	F	F	K
LC 018B 09									0.750	19.05	4.00	0.071	0.199	5.05	F	F	K
LC 018B 10									0.875	22.23	3.60	0.064	0.221	5.61	F	F	K
LC 018B 11									1.000	25.40	3.10	0.055	0.256	6.50	F	F	K
LC 018B 12									1.250	31.75	2.50	0.044	0.302	7.67	F	F	K
LC 018B 13									1.375	34.93	2.30	0.041	0.338	8.58	F	F	K
LC 018B 14									1.500	38.10	2.00	0.036	0.374	9.50	F	F	K
LC 018B 15									1.750	44.45	1.70	0.030	0.442	11.22	F	F	K
LC 020B 01	.180	4.57	.188	4.78	.020	.51	3.000	1.361	0.250	6.35	21.00	0.375	0.107	2.72	F	F	K
LC 020B 02									0.313	7.95	16.00	0.285	0.125	3.18	F	F	K
LC 020B 03									0.375	9.53	12.80	0.229	0.144	3.66	F	F	K
LC 020B 04									0.438	11.13	11.00	0.196	0.160	4.06	F	F	K
LC 020B 05									0.500	12.70	9.30	0.166	0.180	4.57	F	F	K
LC 020B 06									0.563	14.30	8.30	0.148	0.196	4.98	F	F	K
LC 020B 07									0.625	15.88	7.30	0.130	0.214	5.44	F	F	K
LC 020B 08									0.688	17.48	6.50	0.116	0.234	5.94	F	F	K
LC 020B 09									0.750	19.05	6.00	0.107	0.250	6.35	F	F	K
LC 020B 10									0.875	22.23	5.10	0.091	0.285	7.24	F	F	K
LC 020B 11									1.000	25.40	4.50	0.080	0.315	8.00	F	F	K
LC 020B 12									1.250	31.75	3.50	0.062	0.385	9.78	F	F	K
LC 020B 13									1.375	34.93	3.20	0.057	0.420	10.67	F	F	K
LC 020B 14									1.500	38.10	2.90	0.052	0.450	11.43	F	F	K
LC 020B 15									1.750	44.45	2.40	0.043	0.530	13.46	F	F	K

COMPRESSION SPRINGS



SPECIAL INSTRUCTIONS FOR COMPRESSION SERIES

STOCK NUMBERS: Add "M" to end of Stock Number for Music Wire; "S" for Type 302 Stainless; "S316" for Type 316 Stainless.

PRICING: See Inside Back Cover for up to 199 pricing. To price or order up to 1000 pcs., visit leespring.com; 1000+ pcs. contact Lee Spring.

CALCULATIONS: Spring Rate and Load at Solid Hgt. are for Music Wire. For Type 302 or Type 316 Stainless, multiply figures shown by 5/6 (.833).

*Note: Type 302 may be substituted with Type 304 at Lee Spring's discretion.

COMPRESSION SPRINGS: STANDARD SERIES (INCH)

ENDS ARE GROUND • Music Wire (Plated), 302 Stainless Steel* (Passivated),
or 316 Stainless Steel (Passivated Ultrasonically Cleaned)

COMPRESSION SPRINGS

LEE STOCK NUMBER	OUTSIDE DIAMETER		TO WORK IN HOLE DIAMETER		WIRE DIAMETER		APPROX. LOAD AT SOLID HGT.		FREE LENGTH		SPRING RATE		SOLID HEIGHT		PRICE GROUP		
	IN.	MM	IN.	MM	IN.	MM	LB.	KG	IN.	MM	LB/IN.	KG/MM	IN.	MM	Music Wire	302 Stainless*	316 Stainless
LC 022B 01	.180	4.57	.188	4.78	.022	.56	4.000	1.814	0.250	6.35	30.00	0.536	0.111	2.82	F	F	K
LC 022B 02									0.313	7.95	24.00	0.428	0.128	3.25	F	F	K
LC 022B 03									0.375	9.53	20.00	0.357	0.144	3.66	F	F	K
LC 022B 04									0.438	11.13	17.00	0.303	0.161	4.09	F	F	K
LC 022B 05									0.500	12.70	14.00	0.250	0.188	4.78	F	F	K
LC 022B 06									0.563	14.30	12.00	0.214	0.210	5.33	F	F	K
LC 022B 07									0.625	15.88	10.50	0.187	0.238	6.04	F	F	K
LC 022B 08									0.688	17.48	9.50	0.169	0.260	6.60	F	F	K
LC 022B 09									0.750	19.05	8.50	0.152	0.287	7.29	F	F	K
LC 022B 10									0.813	20.65	7.50	0.134	0.310	7.87	F	F	K
LC 022B 11									0.938	23.83	6.70	0.119	0.346	8.79	F	F	K
LC 022B 12									1.000	25.40	6.30	0.112	0.368	9.35	F	F	K
LC 022B 13									1.125	28.58	5.50	0.098	0.403	10.24	F	F	K
LC 022B 14									1.250	31.75	5.00	0.089	0.446	11.33	F	F	K
LC 022B 15									1.500	38.10	4.10	0.073	0.527	13.38	F	F	K
LC 022B 16									1.750	44.45	3.50	0.063	0.620	15.74	F	F	K
LC 024B 01	.180	4.57	.188	4.78	.024	.61	5.375	2.434	0.250	6.35	44.00	0.784	0.130	3.30	F	F	K
LC 024B 02									0.313	7.95	33.00	0.588	0.158	4.01	F	F	K
LC 024B 03									0.375	9.53	26.50	0.472	0.178	4.52	F	F	K
LC 024B 04									0.438	11.13	22.00	0.392	0.202	5.13	F	F	K
LC 024B 05									0.500	12.70	19.00	0.339	0.221	5.61	F	F	K
LC 024B 06									0.563	14.30	16.50	0.294	0.248	6.30	F	F	K
LC 024B 07									0.625	15.88	15.00	0.267	0.269	6.83	F	F	K
LC 024B 08									0.750	19.05	12.00	0.214	0.322	8.18	F	F	K
LC 024B 09									0.875	22.23	10.30	0.184	0.370	9.40	F	F	K
LC 024B 10									1.000	25.40	9.00	0.160	0.416	10.57	F	F	K
LC 024B 11									1.125	28.58	7.80	0.139	0.466	11.84	F	F	K
LC 024B 12									1.250	31.75	7.00	0.125	0.510	12.95	F	F	K
LC 024B 13									1.500	38.10	5.80	0.104	0.598	15.19	F	F	K
LC 024B 14									1.750	44.45	5.00	0.089	0.672	17.07	F	F	K
LC 024B 15									2.000	50.80	4.30	0.077	0.769	19.53	F	F	K
LC 026B 01	.180	4.57	.188	4.78	.026	.66	6.900	3.130	0.250	6.35	60.00	1.071	0.138	3.51	F	F	K
LC 026B 02									0.313	7.95	47.00	0.838	0.157	3.99	F	F	K
LC 026B 03									0.375	9.53	37.00	0.660	0.190	4.83	F	F	K
LC 026B 04									0.438	11.13	31.00	0.553	0.215	5.46	F	F	K
LC 026B 05									0.500	12.70	27.00	0.482	0.235	5.97	F	F	K
LC 026B 06									0.563	14.30	23.00	0.411	0.274	6.96	F	F	K
LC 026B 07									0.625	15.88	21.00	0.374	0.287	7.29	F	F	K
LC 026B 08									0.688	17.48	19.00	0.339	0.313	7.95	F	F	K
LC 026B 09									0.750	19.05	17.00	0.303	0.345	8.76	F	F	K
LC 026B 10									0.813	20.65	16.00	0.285	0.365	9.27	F	F	K
LC 026B 11									0.875	22.23	15.00	0.268	0.391	9.93	F	F	K
LC 026B 12									1.000	25.40	12.30	0.220	0.453	11.51	F	F	K
LC 026B 13									1.125	28.58	10.80	0.192	0.512	13.00	F	F	K
LC 026B 14									1.250	31.75	9.70	0.173	0.552	14.02	F	F	K
LC 026B 15									1.500	38.10	8.00	0.143	0.680	17.27	F	F	K
LC 026B 16									1.750	44.45	6.90	0.123	0.766	19.46	F	F	K
LC 026B 17	2.000	50.80	6.00	0.107	0.871	22.12	F	F	K								

SPECIAL INSTRUCTIONS FOR COMPRESSION SERIES

STOCK NUMBERS: Add "M" to end of Stock Number for Music Wire; "S" for Type 302 Stainless; "S316" for Type 316 Stainless.

PRICING: See Inside Back Cover for up to 199 pricing. To price or order up to 1000 pcs., visit leespring.com; 1000+ pcs. contact Lee Spring.

CALCULATIONS: Spring Rate and Load at Solid Hgt. are for Music Wire. For Type 302 or Type 316 Stainless, multiply figures shown by 5/6 (.833).


*Note: Type 302 may be substituted with Type 304 at Lee Spring's discretion.

COMPRESSION SPRINGS: STANDARD SERIES (INCH)

ENDS ARE GROUND • Music Wire (Plated), 302 Stainless Steel* (Passivated),
or 316 Stainless Steel (Passivated Ultrasonically Cleaned)

COMPRESSION SPRINGS

LEE STOCK NUMBER	OUTSIDE DIAMETER		TO WORK IN HOLE DIAMETER		WIRE DIAMETER		APPROX. LOAD AT SOLID HGT.		FREE LENGTH		SPRING RATE		SOLID HEIGHT		PRICE GROUP		
	IN.	MM	IN.	MM	IN.	MM	LB.	KG	IN.	MM	LB/IN.	KG/MM	IN.	MM	Music Wire	302 Stainless*	316 Stainless
LC 029B 0	.180	4.57	.188	4.78	.029	.74	9.500	4.302	0.250	6.35	97.80	1.747	0.159	4.04	F	F	K
LC 029B 01									0.313	7.95	76.00	1.355	0.187	4.75	F	F	K
LC 029B 02									0.375	9.53	61.00	1.088	0.220	5.59	F	F	K
LC 029B 03									0.438	11.13	50.00	0.892	0.249	6.32	F	F	K
LC 029B 04									0.500	12.70	43.00	0.767	0.280	7.11	F	F	K
LC 029B 05									0.563	14.30	37.50	0.669	0.315	8.00	F	F	K
LC 029B 06									0.625	15.88	33.00	0.588	0.344	8.74	F	F	K
LC 029B 07									0.688	17.48	30.00	0.535	0.372	9.45	F	F	K
LC 029B 08									0.750	19.05	27.00	0.481	0.410	10.41	F	F	K
LC 029B 09									0.813	20.65	25.00	0.446	0.437	11.10	F	F	K
LC 029B 10									0.875	22.23	23.00	0.410	0.468	11.89	F	F	K
LC 029B 11									0.938	23.83	21.25	0.379	0.502	12.75	F	F	K
LC 029B 12									1.000	25.40	19.50	0.348	0.532	13.51	F	F	K
LC 029B 13									1.125	28.58	17.50	0.312	0.590	14.99	F	F	K
LC 029B 14									1.250	31.75	15.50	0.276	0.647	16.43	F	F	K
LC 029B 15									1.375	34.93	14.00	0.250	0.715	18.16	F	F	K
LC 029B 16									1.500	38.10	12.75	0.227	0.770	19.56	F	F	K
LC 029B 17									1.750	44.45	10.80	0.192	0.885	22.48	F	F	K
LC 029B 18	2.000	50.80	9.50	0.169	1.015	25.78	F	F	K								
LC 032B 01	.180	4.57	.188	4.78	.032	.81	12.607	5.719	0.313	7.95	122.00	2.179	0.193	4.90	F	F	K
LC 032B 02									0.375	9.53	95.00	1.694	0.233	5.92	F	F	K
LC 032B 03									0.438	11.13	80.00	1.426	0.257	6.53	F	F	K
LC 032B 04									0.500	12.70	65.00	1.159	0.305	7.75	F	F	K
LC 032B 05									0.563	14.30	58.00	1.034	0.337	8.56	F	F	K
LC 032B 06									0.625	15.88	51.00	0.911	0.369	9.37	F	F	K
LC 032B 07									0.688	17.48	47.00	0.838	0.393	9.98	F	F	K
LC 032B 08									0.750	19.05	41.00	0.731	0.450	11.43	F	F	K
LC 032B 09									0.813	20.65	37.00	0.660	0.481	12.22	F	F	K
LC 032B 10									0.875	22.23	34.00	0.606	0.530	13.46	F	F	K
LC 032B 11									0.938	23.83	32.00	0.570	0.561	14.25	F	F	K
LC 032B 12									1.000	25.40	29.00	0.518	0.601	15.27	F	F	K
LC 032B 13									1.125	28.58	26.00	0.464	0.674	17.12	G	G	L
LC 032B 14									1.250	31.75	23.50	0.419	0.739	18.77	G	G	L
LC 032B 15									1.375	34.93	21.00	0.374	0.819	20.80	G	G	L
LC 032B 16									1.500	38.10	19.50	0.348	0.877	22.28	G	G	L
LC 032B 17									1.750	44.45	16.50	0.294	0.994	25.25	G	G	L
LC 032B 18									2.000	50.80	14.20	0.253	1.181	30.00	G	G	L



SPECIAL INSTRUCTIONS FOR COMPRESSION SERIES

STOCK NUMBERS: Add "M" to end of Stock Number for Music Wire; "S" for Type 302 Stainless; "S316" for Type 316 Stainless.
PRICING: See Inside Back Cover for up to 199 pricing. To price or order up to 1000 pcs., visit leespring.com; 1000+ pcs. contact Lee Spring.
CALCULATIONS: Spring Rate and Load at Solid Hgt. are for Music Wire. For Type 302 or Type 316 Stainless, multiply figures shown by 5/6 (.833).
 *Note: Type 302 may be substituted with Type 304 at Lee Spring's discretion.

COMPRESSION SPRINGS: STANDARD SERIES (INCH)

ENDS ARE GROUND • Music Wire (Plated), 302 Stainless Steel* (Passivated),
or 316 Stainless Steel (Passivated Ultrasonically Cleaned)

COMPRESSION SPRINGS

LEE STOCK NUMBER	OUTSIDE DIAMETER		TO WORK IN HOLE DIAMETER		WIRE DIAMETER		APPROX. LOAD AT SOLID HGT.		FREE LENGTH		SPRING RATE		SOLID HEIGHT		PRICE GROUP		
	IN.	MM	IN.	MM	IN.	MM	LB.	KG	IN.	MM	LB/IN.	KG/MM	IN.	MM	Music Wire	302 Stainless*	316 Stainless
LC 035B 01	.180	4.57	.188	4.78	.035	.89	16.610	7.540	0.375	9.53	139.20	2.486	0.263	6.69	F	F	K
LC 035B 02									0.438	11.13	115.37	2.060	0.303	7.69	F	F	K
LC 035B 03									0.500	12.70	98.73	1.763	0.342	8.68	F	F	K
LC 035B 04									0.563	14.30	86.12	1.538	0.381	9.68	F	F	K
LC 035B 05									0.625	15.88	76.50	1.366	0.420	10.67	F	F	K
LC 035B 06									0.688	17.48	68.70	1.227	0.460	11.67	F	F	K
LC 035B 07									0.750	19.05	62.43	1.115	0.498	12.66	F	F	K
LC 035B 08									0.813	20.65	57.14	1.020	0.538	13.66	G	G	L
LC 035B 09									0.875	22.23	52.74	0.942	0.577	14.65	G	G	L
LC 035B 10									0.938	23.83	48.91	0.873	0.616	15.65	G	G	L
LC 035B 11									1.000	25.40	45.65	0.815	0.655	16.64	G	G	L
LC 035B 12									1.125	28.58	40.24	0.719	0.734	18.63	G	G	L
LC 035B 13									1.250	31.75	35.98	0.643	0.812	20.62	G	G	L
LC 035B 14									1.375	34.93	32.53	0.581	0.890	22.61	G	G	L
LC 035B 15									1.500	38.10	29.69	0.530	0.969	24.60	G	G	L
LC 035B 16									1.750	44.45	25.27	0.451	1.125	28.58	G	G	L
LC 035B 17									2.000	50.80	22.00	0.393	1.282	32.57	G	G	L
LC 035B 18									2.250	57.15	19.47	0.348	1.439	36.55	G	G	L
LC 014BB 01	.188	4.78	.203	5.16	.014	.36	.594	.269	0.250	6.35	3.40	0.061	0.075	1.91	F	F	K
LC 014BB 02									0.313	7.95	2.65	0.047	0.088	2.25	F	F	K
LC 014BB 03									0.375	9.53	2.17	0.039	0.101	2.58	F	F	K
LC 014BB 04									0.438	11.13	1.84	0.033	0.115	2.91	F	F	K
LC 014BB 05									0.500	12.70	1.60	0.029	0.128	3.24	F	F	K
LC 014BB 06									0.563	14.30	1.41	0.025	0.141	3.57	F	F	K
LC 014BB 07									0.625	15.88	1.26	0.023	0.154	3.90	F	F	K
LC 014BB 08									0.750	19.05	1.04	0.019	0.180	4.57	F	F	K
LC 014BB 09									0.875	22.23	0.89	0.016	0.206	5.23	F	F	K
LC 014BB 10									1.000	25.40	0.78	0.014	0.232	5.90	F	F	K
LC 014BB 11									1.250	31.75	0.62	0.011	0.284	7.22	F	F	K
LC 014BB 12									1.375	34.93	0.56	0.010	0.311	7.89	F	F	K
LC 014BB 13									1.500	38.10	0.51	0.009	0.337	8.55	F	F	K
LC 014BB 14									1.750	44.45	0.44	0.008	0.389	9.88	F	F	K
LC 018BB 01	.188	4.78	.203	5.16	.018	.46	2.509	1.138	0.250	6.35	14.57	0.260	0.078	1.98	F	F	K
LC 018BB 02									0.313	7.95	11.26	0.201	0.090	2.28	F	F	K
LC 018BB 03									0.375	9.53	9.20	0.164	0.102	2.58	F	F	K
LC 018BB 04									0.438	11.13	7.76	0.139	0.114	2.89	F	F	K
LC 018BB 05									0.500	12.70	7.00	0.125	0.122	3.11	F	F	K
LC 018BB 06									0.563	14.30	5.92	0.106	0.137	3.49	F	F	K
LC 018BB 07									0.625	15.88	5.29	0.095	0.149	3.79	F	F	K
LC 018BB 08									0.688	17.48	4.78	0.085	0.161	4.10	F	F	K
LC 018BB 09									0.750	19.05	4.37	0.078	0.173	4.40	F	F	K
LC 018BB 10									0.875	22.23	3.72	0.066	0.197	5.00	F	F	K
LC 018BB 11									0.938	23.83	3.46	0.062	0.209	5.31	F	F	K
LC 018BB 12									1.000	25.40	3.10	0.055	0.237	6.03	F	F	K
LC 018BB 13									1.125	28.58	2.86	0.051	0.245	6.21	F	F	K
LC 018BB 14									1.250	31.75	2.57	0.046	0.268	6.82	F	F	K
LC 018BB 15									1.500	38.10	2.13	0.038	0.316	8.03	F	F	K
LC 018BB 16									1.750	44.45	1.82	0.032	0.364	9.24	F	F	K

SPECIAL INSTRUCTIONS FOR COMPRESSION SERIES

STOCK NUMBERS: Add "M" to end of Stock Number for Music Wire; "S" for Type 302 Stainless; "S316" for Type 316 Stainless.

PRICING: See Inside Back Cover for up to 199 pricing. To price or order up to 1000 pcs., visit leespring.com; 1000+ pcs. contact Lee Spring.

CALCULATIONS: Spring Rate and Load at Solid Hgt. are for Music Wire. For Type 302 or Type 316 Stainless, multiply figures shown by 5/6 (.833).


*Note: Type 302 may be substituted with Type 304 at Lee Spring's discretion.

COMPRESSION SPRINGS: STANDARD SERIES (INCH)

ENDS ARE GROUND • Music Wire (Plated), 302 Stainless Steel* (Passivated),
or 316 Stainless Steel (Passivated Ultrasonically Cleaned)

LEE STOCK NUMBER	OUTSIDE DIAMETER		TO WORK IN HOLE DIAMETER		WIRE DIAMETER		APPROX. LOAD AT SOLID HGT.		FREE LENGTH		SPRING RATE		SOLID HEIGHT		PRICE GROUP		
	IN.	MM	IN.	MM	IN.	MM	LB.	KG	IN.	MM	LB/IN.	KG/MM	IN.	MM	Music Wire	302 Stainless*	316 Stainless
															M	S	S316
LC 020BB 01	.188	4.78	.203	5.16	.020	.51	3.212	1.457	0.250	6.35	20.42	0.365	0.093	2.36	F	F	K
LC 020BB 02									0.313	7.95	15.71	0.280	0.108	2.75	F	F	K
LC 020BB 03									0.375	9.53	12.80	0.229	0.123	3.13	F	F	K
LC 020BB 04									0.438	11.13	10.77	0.192	0.139	3.53	F	F	K
LC 020BB 05									0.500	12.70	9.32	0.166	0.154	3.91	F	F	K
LC 020BB 06									0.563	14.30	8.20	0.146	0.170	4.31	F	F	K
LC 020BB 07									0.625	15.88	7.33	0.131	0.185	4.69	F	F	K
LC 020BB 08									0.688	17.48	6.62	0.118	0.200	5.09	F	F	K
LC 020BB 09									0.750	19.05	6.04	0.108	0.215	5.47	F	F	K
LC 020BB 10									0.875	22.23	5.14	0.092	0.246	6.25	F	F	K
LC 020BB 11									0.938	23.83	4.78	0.085	0.262	6.64	F	F	K
LC 020BB 12									1.000	25.40	4.47	0.080	0.277	7.03	F	F	K
LC 020BB 13									1.125	28.58	3.95	0.071	0.307	7.81	F	F	K
LC 020BB 14									1.250	31.75	3.54	0.063	0.338	8.59	F	F	K
LC 020BB 15									1.500	38.10	2.94	0.052	0.399	10.15	F	F	K
LC 020BB 16									1.750	44.45	2.51	0.045	0.461	11.70	F	F	K
LC 023BB 01	.188	4.78	.203	5.16	.023	.58	4.000	1.814	0.250	6.35	30.77	0.549	0.120	3.05	F	F	K
LC 023BB 02									0.313	7.95	23.51	0.420	0.142	3.62	F	F	K
LC 023BB 03									0.375	9.53	19.08	0.341	0.164	4.18	F	F	K
LC 023BB 04									0.438	11.13	16.01	0.286	0.187	4.75	F	F	K
LC 023BB 05									0.500	12.70	13.82	0.247	0.209	5.31	F	F	K
LC 023BB 06									0.563	14.30	12.14	0.217	0.231	5.88	F	F	K
LC 023BB 07									0.625	15.88	10.84	0.194	0.253	6.44	F	F	K
LC 023BB 08									0.750	19.05	8.92	0.159	0.298	7.57	F	F	K
LC 023BB 09									0.875	22.23	7.57	0.135	0.342	8.70	F	F	K
LC 023BB 10									1.000	25.40	6.58	0.117	0.387	9.83	F	F	K
LC 023BB 11									1.250	31.75	5.21	0.093	0.476	12.09	F	F	K
LC 023BB 12									1.375	34.93	4.72	0.084	0.520	13.22	F	F	K
LC 023BB 13									1.500	38.10	4.32	0.077	0.565	14.35	F	F	K
LC 023BB 14									1.750	44.45	3.65	0.065	0.654	16.61	F	F	K
LC 023BB 15									2.000	50.80	3.18	0.057	0.743	18.87	F	F	K
LC 026BB 01	.188	4.78	.203	5.16	.026	.66	7.683	3.485	0.250	6.35	61.09	1.091	0.124	3.16	F	F	K
LC 026BB 02									0.313	7.95	46.35	0.828	0.147	3.73	F	F	K
LC 026BB 03									0.375	9.53	37.45	0.669	0.169	4.29	F	F	K
LC 026BB 04									0.438	11.13	31.34	0.560	0.191	4.86	F	F	K
LC 026BB 05									0.500	12.70	27.00	0.482	0.213	5.42	F	F	K
LC 026BB 06									0.563	14.30	23.67	0.423	0.236	5.99	F	F	K
LC 026BB 07									0.625	15.88	21.11	0.377	0.258	6.56	F	F	K
LC 026BB 08									0.688	17.48	19.02	0.340	0.281	7.13	F	F	K
LC 026BB 09									0.750	19.05	17.33	0.309	0.303	7.69	F	F	K
LC 026BB 10									0.875	22.23	14.70	0.262	0.347	8.82	F	F	K
LC 026BB 11									0.938	23.83	13.65	0.244	0.370	9.39	F	F	K
LC 026BB 12									1.000	25.40	12.20	0.218	0.398	10.12	F	F	K
LC 026BB 13									1.125	28.58	11.19	0.200	0.439	11.16	F	F	K
LC 026BB 14									1.250	31.75	10.03	0.179	0.484	12.30	F	F	K
LC 026BB 15									1.500	38.10	8.30	0.148	0.574	14.58	F	F	K
LC 026BB 16	1.750	44.45	7.07	0.126	0.664	16.86	F	F	K								

COMPRESSION SPRINGS



SPECIAL INSTRUCTIONS FOR COMPRESSION SERIES

STOCK NUMBERS: Add "M" to end of Stock Number for Music Wire; "S" for Type 302 Stainless; "S316" for Type 316 Stainless.
PRICING: See Inside Back Cover for up to 199 pricing. To price or order up to 1000 pcs., visit leespring.com; 1000+ pcs. contact Lee Spring.
CALCULATIONS: Spring Rate and Load at Solid Hgt. are for Music Wire. For Type 302 or Type 316 Stainless, multiply figures shown by 5/6 (.833).
 *Note: Type 302 may be substituted with Type 304 at Lee Spring's discretion.

COMPRESSION SPRINGS: STANDARD SERIES (INCH)

ENDS ARE GROUND • Music Wire (Plated), 302 Stainless Steel* (Passivated),
or 316 Stainless Steel (Passivated Ultrasonically Cleaned)

COMPRESSION SPRINGS

LEE STOCK NUMBER	OUTSIDE DIAMETER		TO WORK IN HOLE DIAMETER		WIRE DIAMETER		APPROX. LOAD AT SOLID HGT.		FREE LENGTH		SPRING RATE		SOLID HEIGHT		PRICE GROUP		
	IN.	MM	IN.	MM	IN.	MM	LB.	KG	IN.	MM	LB/IN.	KG/MM	IN.	MM	Music Wire	302 Stainless*	316 Stainless
LC 029BB 01	.188	4.78	.203	5.16	.029	.74	10.630	4.822	0.250	6.35	97.31	1.738	0.141	3.58	F	F	K
LC 029BB 02									0.313	7.95	73.27	1.308	0.167	4.25	F	F	K
LC 029BB 03									0.375	9.53	58.94	1.053	0.193	4.92	F	F	K
LC 029BB 04									0.438	11.13	49.17	0.878	0.220	5.59	F	F	K
LC 029BB 05									0.500	12.70	42.27	0.755	0.246	6.25	F	F	K
LC 029BB 06									0.563	14.30	37.00	0.661	0.273	6.93	F	F	K
LC 029BB 07									0.625	15.88	32.95	0.588	0.299	7.59	F	F	K
LC 029BB 08									0.688	17.48	29.66	0.530	0.326	8.27	F	F	K
LC 029BB 09									0.750	19.05	27.00	0.482	0.352	8.93	F	F	K
LC 029BB 10									0.813	20.65	24.75	0.442	0.378	9.61	F	F	K
LC 029BB 11									0.875	22.23	22.87	0.408	0.404	10.27	F	F	K
LC 029BB 12									0.938	23.83	21.23	0.379	0.431	10.95	F	F	K
LC 029BB 13									1.125	28.58	17.51	0.313	0.510	12.95	F	F	K
LC 029BB 14									1.250	31.75	15.67	0.280	0.563	14.29	F	F	K
LC 029BB 15									1.375	34.93	14.19	0.253	0.615	15.63	F	F	K
LC 029BB 16									1.500	38.10	12.80	0.229	0.668	16.97	F	F	K
LC 029BB 17									1.750	44.45	11.04	0.197	0.774	19.65	F	F	K
LC 029BB 18									2.000	50.80	9.62	0.172	0.879	22.33	F	F	K
LC 032BB 01	.188	4.78	.203	5.16	.032	.81	14.110	6.399	0.250	6.35	151.54	2.706	0.157	3.99	F	F	K
LC 032BB 02									0.313	7.95	113.20	2.021	0.188	4.77	F	F	K
LC 032BB 03									0.375	9.53	90.63	1.618	0.218	5.54	F	F	K
LC 032BB 04									0.438	11.13	75.36	1.346	0.249	6.32	F	F	K
LC 032BB 05									0.500	12.70	64.65	1.154	0.279	7.09	F	F	K
LC 032BB 06									0.563	14.30	56.49	1.009	0.310	7.87	F	F	K
LC 032BB 07									0.625	15.88	50.24	0.897	0.340	8.65	F	F	K
LC 032BB 08									0.688	17.48	45.17	0.807	0.371	9.43	F	F	K
LC 032BB 09									0.750	19.05	41.09	0.734	0.401	10.20	F	F	K
LC 032BB 10									0.813	20.65	37.63	0.672	0.432	10.98	F	F	K
LC 032BB 11									0.875	22.23	34.75	0.621	0.463	11.75	F	F	K
LC 032BB 12									0.938	23.83	32.25	0.576	0.493	12.53	F	F	K
LC 032BB 13									1.000	25.40	30.11	0.538	0.524	13.30	F	F	K
LC 032BB 14									1.125	28.58	26.57	0.474	0.585	14.86	G	G	L
LC 032BB 15									1.250	31.75	23.77	0.424	0.646	16.41	G	G	L
LC 032BB 16									1.375	34.93	21.50	0.384	0.707	17.96	G	G	L
LC 032BB 17									1.500	38.10	19.40	0.346	0.768	19.52	G	G	L
LC 032BB 18									1.750	44.45	16.72	0.299	0.891	22.62	G	G	L
LC 032BB 19									2.000	50.80	14.56	0.260	1.013	25.73	G	G	L

SPECIAL INSTRUCTIONS FOR COMPRESSION SERIES

STOCK NUMBERS: Add "M" to end of Stock Number for Music Wire; "S" for Type 302 Stainless; "S316" for Type 316 Stainless.

PRICING: See Inside Back Cover for up to 199 pricing. To price or order up to 1000 pcs., visit leespring.com; 1000+ pcs. contact Lee Spring.

CALCULATIONS: Spring Rate and Load at Solid Hgt. are for Music Wire. For Type 302 or Type 316 Stainless, multiply figures shown by 5/6 (.833).


*Note: Type 302 may be substituted with Type 304 at Lee Spring's discretion.

COMPRESSION SPRINGS: STANDARD SERIES (INCH)

ENDS ARE GROUND • Music Wire (Plated), 302 Stainless Steel* (Passivated),
or 316 Stainless Steel (Passivated Ultrasonically Cleaned)

COMPRESSION SPRINGS

LEE STOCK NUMBER	OUTSIDE DIAMETER		TO WORK IN HOLE DIAMETER		WIRE DIAMETER		APPROX. LOAD AT SOLID HGT.		FREE LENGTH		SPRING RATE		SOLID HEIGHT		PRICE GROUP		
	IN.	MM	IN.	MM	IN.	MM	LB.	KG	IN.	MM	LB/IN.	KG/MM	IN.	MM	Music Wire	302 Stainless*	316 Stainless
															M	S	S316
LC 018BC 01	.210	5.33	.219	5.56	.018	.46	2.000	.910	0.250	6.35	11.10	0.199	0.074	1.88	G	G	L
LC 018BC 02									0.313	7.95	8.60	0.153	0.085	2.16	G	G	L
LC 018BC 03									0.375	9.53	7.00	0.125	0.096	2.43	G	G	L
LC 018BC 04									0.438	11.13	5.90	0.106	0.107	2.71	G	G	L
LC 018BC 05									0.500	12.70	5.10	0.092	0.117	2.98	G	G	L
LC 018BC 06									0.563	14.30	4.50	0.081	0.128	3.26	G	G	L
LC 018BC 07									0.625	15.88	4.00	0.072	0.139	3.53	G	G	L
LC 018BC 08									0.688	17.48	3.70	0.065	0.150	3.81	G	G	L
LC 018BC 09									0.750	19.05	3.30	0.060	0.161	4.08	G	G	L
LC 018BC 10									0.813	20.65	3.10	0.055	0.172	4.36	G	G	L
LC 018BC 11									0.880	22.35	2.80	0.050	0.183	4.66	G	G	L
LC 018BC 12									1.000	25.40	2.50	0.044	0.204	5.18	G	G	L
LC 018BC 13									1.250	31.75	2.00	0.035	0.247	6.28	G	G	L
LC 018BC 14									1.500	38.10	1.60	0.029	0.291	7.39	G	G	L
LC 018BC 15									1.750	44.45	1.40	0.025	0.332	8.43	G	G	L
LC 018BC 16									2.000	50.80	1.20	0.021	0.381	9.67	G	G	L
LC 022BC 00	.210	5.33	.219	5.56	.022	.56	3.000	1.359	0.250	6.35	19.80	0.354	0.112	2.84	G	G	L
LC 022BC 0									0.313	7.95	15.20	0.271	0.130	3.30	G	G	L
LC 022BC 01									0.375	9.53	12.25	0.218	0.139	3.53	G	G	L
LC 022BC 02									0.438	11.13	10.50	0.187	0.156	3.96	G	G	L
LC 022BC 03									0.500	12.70	9.00	0.160	0.174	4.42	G	G	L
LC 022BC 04									0.563	14.30	7.90	0.141	0.193	4.90	G	G	L
LC 022BC 05									0.625	15.88	7.00	0.125	0.209	5.31	G	G	L
LC 022BC 06									0.688	17.48	6.30	0.112	0.229	5.82	G	G	L
LC 022BC 07									0.750	19.05	5.70	0.102	0.246	6.25	G	G	L
LC 022BC 08									0.813	20.65	5.25	0.094	0.264	6.70	G	G	L
LC 022BC 09									1.000	25.40	4.20	0.075	0.317	8.05	G	G	L
LC 022BC 10									1.250	31.75	3.40	0.061	0.389	9.88	G	G	L
LC 022BC 11									1.500	38.10	2.75	0.049	0.476	12.09	G	G	L
LC 022BC 12	1.750	44.45	2.39	0.043	0.547	13.89	G	G	L								
LC 022BC 13	2.000	50.80	2.08	0.037	0.621	15.78	G	G	L								
LC 026BC 00	.210	5.33	.219	5.56	.026	.66	5.000	2.264	0.250	6.35	38.40	0.686	0.137	3.48	G	G	L
LC 026BC 0									0.313	7.95	29.30	0.523	0.160	4.06	G	G	L
LC 026BC 01									0.375	9.53	23.50	0.419	0.176	4.47	G	G	L
LC 026BC 02									0.438	11.13	19.80	0.353	0.200	5.08	G	G	L
LC 026BC 03									0.500	12.70	17.00	0.303	0.224	5.69	G	G	L
LC 026BC 04									0.563	14.30	15.00	0.267	0.247	6.27	G	G	L
LC 026BC 05									0.625	15.88	13.00	0.232	0.271	6.88	G	G	L
LC 026BC 06									0.688	17.48	12.00	0.214	0.294	7.47	G	G	L
LC 026BC 07									0.750	19.05	11.00	0.196	0.319	8.10	G	G	L
LC 026BC 08									0.813	20.65	10.00	0.178	0.344	8.74	G	G	L
LC 026BC 09									1.000	25.40	8.00	0.143	0.416	10.57	G	G	L
LC 026BC 10									1.250	31.75	6.30	0.112	0.510	12.95	G	G	L
LC 026BC 11	1.500	38.10	5.25	0.094	0.605	15.37	G	G	L								
LC 026BC 12	1.750	44.45	4.47	0.080	0.713	18.10	G	G	L								
LC 026BC 13	2.000	50.80	3.90	0.070	0.809	20.55	G	G	L								



SPECIAL INSTRUCTIONS FOR COMPRESSION SERIES

STOCK NUMBERS: Add "M" to end of Stock Number for Music Wire; "S" for Type 302 Stainless; "S316" for Type 316 Stainless.
PRICING: See Inside Back Cover for up to 199 pricing. To price or order up to 1000 pcs., visit leespring.com; 1000+ pcs. contact Lee Spring.
CALCULATIONS: Spring Rate and Load at Solid Hgt. are for Music Wire. For Type 302 or Type 316 Stainless, multiply figures shown by 5/6 (.833).
 *Note: Type 302 may be substituted with Type 304 at Lee Spring's discretion.

COMPRESSION SPRINGS: STANDARD SERIES (INCH)

ENDS ARE GROUND • Music Wire (Plated), 302 Stainless Steel* (Passivated),
or 316 Stainless Steel (Passivated Ultrasonically Cleaned)

COMPRESSION SPRINGS

LEE STOCK NUMBER	OUTSIDE DIAMETER		TO WORK IN HOLE DIAMETER		WIRE DIAMETER		APPROX. LOAD AT SOLID HGT.		FREE LENGTH		SPRING RATE		SOLID HEIGHT		PRICE GROUP		
	IN.	MM	IN.	MM	IN.	MM	LB.	KG	IN.	MM	LB/IN.	KG/MM	IN.	MM	Music Wire	302 Stainless*	316 Stainless
															M	S	S316
LC 016BD 01									0.250	6.35	4.71	0.084	0.075	1.90	G	G	L
LC 016BD 02									0.313	7.95	3.65	0.065	0.087	2.21	G	G	L
LC 016BD 03									0.375	9.53	2.99	0.053	0.099	2.51	G	G	L
LC 016BD 04									0.438	11.13	2.53	0.045	0.111	2.81	G	G	L
LC 016BD 05									0.500	12.70	2.19	0.039	0.123	3.12	G	G	L
LC 016BD 06									0.563	14.30	1.93	0.034	0.135	3.42	G	G	L
LC 016BD 07	.218	5.54	.234	5.95	.016	.41	.825	.374	0.625	15.88	1.73	0.031	0.147	3.72	G	G	L
LC 016BD 08									0.750	19.05	1.43	0.026	0.171	4.33	G	G	L
LC 016BD 09									0.875	22.23	1.22	0.022	0.194	4.94	G	G	L
LC 016BD 10									1.000	25.40	1.06	0.019	0.218	5.55	G	G	L
LC 016BD 11									1.250	31.75	0.84	0.015	0.266	6.77	G	G	L
LC 016BD 12									1.375	34.93	0.76	0.014	0.290	7.37	G	G	L
LC 016BD 13									1.500	38.10	0.70	0.012	0.314	7.98	G	G	L
LC 016BD 14									1.750	44.45	0.60	0.011	0.362	9.20	G	G	L
LC 018BD 01									0.250	6.35	6.33	0.113	0.095	2.41	G	G	L
LC 018BD 02									0.313	7.95	4.89	0.087	0.112	2.84	G	G	L
LC 018BD 03									0.375	9.53	3.99	0.071	0.128	3.26	G	G	L
LC 018BD 04									0.438	11.13	3.37	0.060	0.145	3.69	G	G	L
LC 018BD 05									0.500	12.70	2.92	0.052	0.162	4.12	G	G	L
LC 018BD 06									0.563	14.30	2.57	0.046	0.179	4.55	G	G	L
LC 018BD 07	.218	5.54	.234	5.95	.018	.46	.982	.446	0.625	15.88	2.30	0.041	0.196	4.97	G	G	L
LC 018BD 08									0.750	19.05	1.90	0.034	0.230	5.83	G	G	L
LC 018BD 09									0.875	22.23	1.61	0.029	0.263	6.69	G	G	L
LC 018BD 10									1.000	25.40	1.40	0.025	0.297	7.54	G	G	L
LC 018BD 11									1.250	31.75	1.12	0.020	0.364	9.25	G	G	L
LC 018BD 12									1.375	34.93	1.01	0.018	0.398	10.11	G	G	L
LC 018BD 13									1.500	38.10	0.92	0.017	0.432	10.96	G	G	L
LC 018BD 14									1.750	44.45	0.79	0.014	0.499	12.68	G	G	L
LC 020BD 01									0.250	6.35	14.43	0.258	0.085	2.17	G	G	L
LC 020BD 02									0.313	7.95	11.10	0.198	0.099	2.50	G	G	L
LC 020BD 03									0.375	9.53	9.05	0.162	0.112	2.84	G	G	L
LC 020BD 04									0.438	11.13	7.61	0.136	0.125	3.17	G	G	L
LC 020BD 05									0.500	12.70	6.59	0.118	0.138	3.50	G	G	L
LC 020BD 06									0.563	14.30	5.79	0.103	0.151	3.84	G	G	L
LC 020BD 07									0.625	15.88	5.18	0.093	0.164	4.17	G	G	L
LC 020BD 08	.218	5.54	.234	5.95	.020	.51	2.376	1.078	0.688	17.48	4.68	0.084	0.177	4.51	G	G	L
LC 020BD 09									0.750	19.05	4.27	0.076	0.190	4.84	G	G	L
LC 020BD 10									0.875	22.23	3.63	0.065	0.217	5.50	G	G	L
LC 020BD 11									1.000	25.40	3.16	0.056	0.243	6.17	G	G	L
LC 020BD 12									1.250	31.75	2.50	0.045	0.296	7.51	G	G	L
LC 020BD 13									1.375	34.93	2.27	0.041	0.322	8.17	G	G	L
LC 020BD 14									1.500	38.10	2.08	0.037	0.348	8.84	G	G	L
LC 020BD 15									1.750	44.45	1.77	0.032	0.401	10.18	G	G	L

SPECIAL INSTRUCTIONS FOR COMPRESSION SERIES

STOCK NUMBERS: Add "M" to end of Stock Number for Music Wire; "S" for Type 302 Stainless; "S316" for Type 316 Stainless.

PRICING: See Inside Back Cover for up to 199 pricing. To price or order up to 1000 pcs., visit leespring.com; 1000+ pcs. contact Lee Spring.

CALCULATIONS: Spring Rate and Load at Solid Hgt. are for Music Wire. For Type 302 or Type 316 Stainless, multiply figures shown by 5/6 (.833).


*Note: Type 302 may be substituted with Type 304 at Lee Spring's discretion.

COMPRESSION SPRINGS: STANDARD SERIES (INCH)

ENDS ARE GROUND • Music Wire (Plated), 302 Stainless Steel* (Passivated),
or 316 Stainless Steel (Passivated Ultrasonically Cleaned)

LEE STOCK NUMBER	OUTSIDE DIAMETER		TO WORK IN HOLE DIAMETER		WIRE DIAMETER		APPROX. LOAD AT SOLID HGT.		FREE LENGTH		SPRING RATE		SOLID HEIGHT		PRICE GROUP		
	IN.	MM	IN.	MM	IN.	MM	LB.	KG	IN.	MM	LB/IN.	KG/MM	IN.	MM	Music Wire	302 Stainless*	316 Stainless
															M	S	S316
LC 028BD 01	.218	5.54	.234	5.95	.028	.71	6.649	3.016	0.250	6.35	54.73	0.977	0.129	3.26	G	G	L
LC 028BD 02									0.313	7.95	41.31	0.738	0.152	3.85	G	G	L
LC 028BD 03									0.375	9.53	33.29	0.594	0.174	4.42	G	G	L
LC 028BD 04									0.438	11.13	27.80	0.496	0.197	5.01	G	G	L
LC 028BD 05									0.500	12.70	23.91	0.427	0.220	5.58	G	G	L
LC 028BD 06									0.563	14.30	20.94	0.374	0.243	6.17	G	G	L
LC 028BD 07									0.625	15.88	18.66	0.333	0.265	6.74	G	G	L
LC 028BD 08									0.688	17.48	16.80	0.300	0.288	7.33	G	G	L
LC 028BD 09									0.750	19.05	15.30	0.273	0.311	7.90	G	G	L
LC 028BD 10									0.875	22.23	12.96	0.232	0.357	9.06	G	G	L
LC 028BD 11									1.000	25.40	11.25	0.201	0.402	10.22	G	G	L
LC 028BD 12									1.250	31.75	8.89	0.159	0.494	12.54	G	G	L
LC 028BD 13									1.375	34.93	8.05	0.144	0.539	13.70	G	G	L
LC 028BD 14									1.500	38.10	7.35	0.131	0.585	14.86	G	G	L
LC 028BD 15									1.750	44.45	6.27	0.112	0.676	17.18	G	G	L
LC 016C 01	.240	6.10	.250	6.35	.016	.41	1.200	.550	0.250	6.35	6.20	0.111	0.056	1.43	F	F	K
LC 016C 02									0.313	7.95	4.83	0.086	0.063	1.60	F	F	K
LC 016C 03									0.375	9.53	3.94	0.070	0.070	1.77	F	F	K
LC 016C 04									0.438	11.13	3.33	0.059	0.076	1.94	F	F	K
LC 016C 05									0.500	12.70	2.89	0.052	0.083	2.11	F	F	K
LC 016C 06									0.563	14.30	2.55	0.046	0.089	2.27	F	F	K
LC 016C 07									0.625	15.88	2.28	0.041	0.096	2.44	F	F	K
LC 016C 08									0.688	17.48	2.06	0.037	0.103	2.61	F	F	K
LC 016C 09									0.750	19.05	1.88	0.034	0.110	2.78	F	F	K
LC 016C 10									0.813	20.65	1.73	0.031	0.116	2.95	G	G	L
LC 016C 11									0.875	22.23	1.60	0.029	0.123	3.12	G	G	L
LC 016C 12									0.938	23.83	1.49	0.027	0.129	3.29	G	G	L
LC 016C 13									1.000	25.40	1.40	0.025	0.136	3.46	G	G	L
LC 016C 14									1.250	31.75	1.11	0.020	0.163	4.14	G	G	L
LC 016C 15									1.500	38.10	0.92	0.016	0.190	4.81	G	G	L
LC 016C 16									1.750	44.45	0.80	0.014	0.213	5.41	G	G	L
LC 016C 17									2.000	50.80	0.70	0.013	0.239	6.07	G	G	L

COMPRESSION SPRINGS



SPECIAL INSTRUCTIONS FOR COMPRESSION SERIES

STOCK NUMBERS: Add "M" to end of Stock Number for Music Wire; "S" for Type 302 Stainless; "S316" for Type 316 Stainless.

PRICING: See Inside Back Cover for up to 199 pricing. To price or order up to 1000 pcs., visit leespring.com; 1000+ pcs. contact Lee Spring.

CALCULATIONS: Spring Rate and Load at Solid Hgt. are for Music Wire. For Type 302 or Type 316 Stainless, multiply figures shown by 5/6 (.833).

*Note: Type 302 may be substituted with Type 304 at Lee Spring's discretion.

COMPRESSION SPRINGS: STANDARD SERIES (INCH)

ENDS ARE GROUND • Music Wire (Plated), 302 Stainless Steel* (Passivated),
or 316 Stainless Steel (Passivated Ultrasonically Cleaned)

COMPRESSION SPRINGS

LEE STOCK NUMBER	OUTSIDE DIAMETER		TO WORK IN HOLE DIAMETER		WIRE DIAMETER		APPROX. LOAD AT SOLID HGT.		FREE LENGTH		SPRING RATE		SOLID HEIGHT		PRICE GROUP		
	IN.	MM	IN.	MM	IN.	MM	LB.	KG	IN.	MM	LB/IN.	KG/MM	IN.	MM	Music Wire	302 Stainless*	316 Stainless
LC 018C 01	.240	6.10	.250	6.35	.018	.46	1.750	.790	0.250	6.35	9.40	0.168	0.066	1.66	F	F	K
LC 018C 02									0.313	7.95	7.30	0.130	0.074	1.87	F	F	K
LC 018C 03									0.375	9.53	5.90	0.106	0.082	2.09	F	F	K
LC 018C 04									0.438	11.13	5.00	0.089	0.091	2.30	F	F	K
LC 018C 05									0.500	12.70	4.30	0.077	0.099	2.51	F	F	K
LC 018C 06									0.563	14.30	3.80	0.068	0.107	2.72	F	F	K
LC 018C 07									0.625	15.88	3.40	0.061	0.115	2.93	F	F	K
LC 018C 08									0.688	17.48	3.10	0.055	0.124	3.14	F	F	K
LC 018C 09									0.750	19.05	2.80	0.050	0.132	3.35	F	F	K
LC 018C 10									0.813	20.65	2.60	0.046	0.140	3.56	G	G	L
LC 018C 11									0.875	22.23	2.40	0.043	0.149	3.77	G	G	L
LC 018C 12									0.938	23.83	2.20	0.040	0.157	3.98	G	G	L
LC 018C 13									1.000	25.40	2.10	0.037	0.165	4.20	G	G	L
LC 018C 14									1.250	31.75	1.70	0.030	0.198	5.04	G	G	L
LC 018C 15									1.500	38.10	1.40	0.024	0.232	5.88	G	G	L
LC 018C 16									1.750	44.45	1.20	0.021	0.259	6.59	G	G	L
LC 018C 17									2.000	50.80	1.00	0.018	0.304	7.72	G	G	L
LC 020C 01	.240	6.10	.250	6.35	.020	.51	2.000	.907	0.250	6.35	11.00	0.196	0.082	2.08	F	F	K
LC 020C 02									0.313	7.95	8.60	0.153	0.094	2.39	F	F	K
LC 020C 03									0.375	9.53	6.80	0.121	0.108	2.74	F	F	K
LC 020C 04									0.438	11.13	5.60	0.100	0.120	3.05	F	F	K
LC 020C 05									0.500	12.70	4.90	0.088	0.132	3.35	F	F	K
LC 020C 06									0.563	14.30	4.40	0.078	0.144	3.66	F	F	K
LC 020C 07									0.625	15.88	3.80	0.068	0.158	4.01	F	F	K
LC 020C 08									0.688	17.48	3.50	0.062	0.170	4.32	F	F	K
LC 020C 09									0.750	19.05	3.20	0.057	0.182	4.62	F	F	K
LC 020C 10									0.813	20.65	2.90	0.052	0.194	4.93	G	G	L
LC 020C 11									0.875	22.23	2.70	0.048	0.208	5.28	G	G	L
LC 020C 12									1.000	25.40	2.40	0.043	0.232	5.89	G	G	L
LC 020C 13									1.250	31.75	1.90	0.034	0.282	7.16	G	G	L
LC 020C 14									1.500	38.10	1.60	0.029	0.332	8.43	G	G	L
LC 020C 15									1.750	44.45	1.30	0.023	0.382	9.70	G	G	L
LC 020C 16									2.000	50.80	1.20	0.021	0.432	10.97	G	G	L
LC 022C 00	.240	6.10	.250	6.35	.022	.56	3.175	1.440	0.250	6.35	18.30	0.326	0.085	2.16	F	F	K
LC 022C 0									0.313	7.95	14.10	0.251	0.097	2.46	F	F	K
LC 022C 01									0.375	9.53	12.00	0.214	0.111	2.82	F	F	K
LC 022C 02									0.438	11.13	10.00	0.178	0.122	3.10	F	F	K
LC 022C 03									0.500	12.70	9.00	0.160	0.133	3.38	F	F	K
LC 022C 04									0.563	14.30	8.00	0.143	0.144	3.66	F	F	K
LC 022C 05									0.625	15.88	7.00	0.125	0.155	3.94	F	F	K
LC 022C 06									0.688	17.48	6.00	0.107	0.177	4.50	F	F	K
LC 022C 07									0.750	19.05	5.50	0.098	0.188	4.78	F	F	K
LC 022C 08									0.813	20.65	5.00	0.089	0.199	5.05	G	G	L
LC 022C 09									1.000	25.40	4.30	0.077	0.225	5.72	G	G	L
LC 022C 10									1.250	31.75	3.30	0.059	0.283	7.19	G	G	L
LC 022C 11									1.500	38.10	2.80	0.050	0.324	8.23	G	G	L
LC 022C 12	1.750	44.45	2.30	0.041	0.390	9.91	G	G	L								
LC 022C 13	2.000	50.80	2.00	0.036	0.440	11.18	G	G	L								

SPECIAL INSTRUCTIONS FOR COMPRESSION SERIES

STOCK NUMBERS: Add "M" to end of Stock Number for Music Wire; "S" for Type 302 Stainless; "S316" for Type 316 Stainless.

PRICING: See Inside Back Cover for up to 199 pricing. To price or order up to 1000 pcs., visit leespring.com; 1000+ pcs. contact Lee Spring.

CALCULATIONS: Spring Rate and Load at Solid Hgt. are for Music Wire. For Type 302 or Type 316 Stainless, multiply figures shown by 5/6 (.833).


*Note: Type 302 may be substituted with Type 304 at Lee Spring's discretion.

COMPRESSION SPRINGS: STANDARD SERIES (INCH)

ENDS ARE GROUND • Music Wire (Plated), 302 Stainless Steel* (Passivated), or 316 Stainless Steel (Passivated Ultrasonically Cleaned)

LEE STOCK NUMBER	OUTSIDE DIAMETER		TO WORK IN HOLE DIAMETER		WIRE DIAMETER		APPROX. LOAD AT SOLID HGT.		FREE LENGTH		SPRING RATE		SOLID HEIGHT		PRICE GROUP		
	IN.	MM	IN.	MM	IN.	MM	LB.	KG	IN.	MM	LB./IN.	KG/MM	IN.	MM	Music Wire	302 Stainless*	316 Stainless
															M	S	S316
LC 024C 01	.240	6.10	.250	6.35	.024	.61	4.300	1.950	0.375	9.53	17.00	0.304	0.130	3.30	F	F	K
LC 024C 02									0.438	11.13	14.50	0.258	0.144	3.66	F	F	K
LC 024C 03									0.500	12.70	12.30	0.220	0.158	4.01	F	F	K
LC 024C 04									0.563	14.30	11.00	0.196	0.172	4.37	F	F	K
LC 024C 05									0.625	15.88	9.80	0.175	0.185	4.70	F	F	K
LC 024C 06									0.688	17.48	9.00	0.160	0.199	5.05	F	F	K
LC 024C 07									0.750	19.05	8.00	0.143	0.213	5.41	F	F	K
LC 024C 08									0.813	20.65	7.30	0.130	0.226	5.74	G	G	L
LC 024C 09									0.875	22.23	6.60	0.118	0.240	6.10	G	G	L
LC 024C 10									1.000	25.40	5.90	0.105	0.268	6.81	G	G	L
LC 024C 11									1.250	31.75	4.60	0.082	0.322	8.18	G	G	L
LC 024C 12									1.500	38.10	3.80	0.068	0.380	9.65	G	G	L
LC 024C 13									1.750	44.45	3.30	0.059	0.432	10.97	G	G	L
LC 024C 14									2.000	50.80	2.80	0.050	0.485	12.32	G	G	L
LC 026C 0	.240	6.10	.250	6.35	.026	.66	5.300	2.404	0.313	7.95	27.80	0.496	0.128	3.25	F	F	K
LC 026C 01									0.375	9.53	24.00	0.429	0.131	3.33	F	F	K
LC 026C 02									0.438	11.13	20.00	0.357	0.151	3.84	F	F	K
LC 026C 03									0.500	12.70	17.00	0.303	0.164	4.16	F	F	K
LC 026C 04									0.563	14.30	14.00	0.250	0.183	4.65	F	F	K
LC 026C 05									0.625	15.88	12.50	0.223	0.203	5.16	F	F	K
LC 026C 06									0.688	17.48	11.00	0.196	0.222	5.64	F	F	K
LC 026C 07									0.750	19.05	10.00	0.178	0.235	5.97	F	F	K
LC 026C 08									0.813	20.65	9.00	0.160	0.260	6.60	G	G	L
LC 026C 09									0.875	22.23	8.00	0.143	0.287	7.29	G	G	L
LC 026C 10									1.000	25.40	7.40	0.132	0.300	7.62	G	G	L
LC 026C 11									1.250	31.75	5.90	0.105	0.367	9.32	G	G	L
LC 026C 12									1.500	38.10	4.90	0.087	0.421	10.69	G	G	L
LC 026C 13									1.750	44.45	4.20	0.075	0.483	12.27	G	G	L
LC 026C 14	2.000	50.80	3.70	0.066	0.545	13.84	G	G	L								
LC 029C 01	.240	6.10	.250	6.35	.029	.74	7.000	3.175	0.375	9.53	33.50	0.597	0.170	4.32	F	F	K
LC 029C 02									0.438	11.13	27.60	0.492	0.190	4.83	F	F	K
LC 029C 03									0.500	12.70	23.70	0.422	0.210	5.33	F	F	K
LC 029C 04									0.563	14.30	20.60	0.367	0.230	5.84	F	F	K
LC 029C 05									0.625	15.88	18.50	0.330	0.249	6.32	F	F	K
LC 029C 06									0.688	17.48	16.80	0.300	0.268	6.81	F	F	K
LC 029C 07									0.750	19.05	15.70	0.280	0.288	7.32	F	F	K
LC 029C 08									0.813	20.65	14.00	0.250	0.310	7.87	G	G	L
LC 029C 09									0.875	22.23	12.90	0.230	0.329	8.36	G	G	L
LC 029C 10									1.000	25.40	11.30	0.201	0.367	9.32	G	G	L
LC 029C 11									1.250	31.75	8.90	0.159	0.447	11.35	G	G	L
LC 029C 12									1.500	38.10	7.40	0.132	0.526	13.36	G	G	L
LC 029C 13									1.750	44.45	6.30	0.113	0.607	15.42	G	G	L
LC 029C 14									2.000	50.80	5.50	0.098	0.690	17.53	G	G	L

COMPRESSION SPRINGS



SPECIAL INSTRUCTIONS FOR COMPRESSION SERIES
STOCK NUMBERS: Add "M" to end of Stock Number for Music Wire; "S" for Type 302 Stainless; "S316" for Type 316 Stainless.
PRICING: See Inside Back Cover for up to 199 pricing. To price or order up to 1000 pcs., visit leespring.com; 1000+ pcs. contact Lee Spring.
CALCULATIONS: Spring Rate and Load at Solid Hgt. are for Music Wire. For Type 302 or Type 316 Stainless, multiply figures shown by 5/6 (.833).
 *Note: Type 302 may be substituted with Type 304 at Lee Spring's discretion.

COMPRESSION SPRINGS: STANDARD SERIES (INCH)

ENDS ARE GROUND • Music Wire (Plated), 302 Stainless Steel* (Passivated),
or 316 Stainless Steel (Passivated Ultrasonically Cleaned)

COMPRESSION SPRINGS

LEE STOCK NUMBER	OUTSIDE DIAMETER		TO WORK IN HOLE DIAMETER		WIRE DIAMETER		APPROX. LOAD AT SOLID HGT.		FREE LENGTH		SPRING RATE		SOLID HEIGHT		PRICE GROUP										
	IN.	MM	IN.	MM	IN.	MM	LB.	KG	IN.	MM	LB/IN.	KG/MM	IN.	MM	Music Wire	302 Stainless*	316 Stainless								
LC 032C 01	.240	6.10	.250	6.35	.032	.81	10.000	4.536	0.313	7.95	62.00	1.107	0.161	4.09	F	F	K								
LC 032C 02									0.375	9.53	50.00	0.892	0.177	4.50	F	F	K								
LC 032C 03									0.438	11.13	43.00	0.767	0.201	5.10	F	F	K								
LC 032C 04									0.500	12.70	36.00	0.642	0.225	5.72	F	F	K								
LC 032C 05									0.563	14.30	32.00	0.570	0.249	6.32	F	F	K								
LC 032C 06									0.625	15.88	28.00	0.500	0.273	6.93	F	F	K								
LC 032C 07									0.688	17.48	25.00	0.446	0.297	7.54	F	F	K								
LC 032C 08									0.750	19.05	22.00	0.392	0.329	8.36	F	F	K								
LC 032C 09									.240	6.10	.250	6.35	.032	.81	10.000	4.536	0.813	20.65	20.00	0.357	0.353	8.97	G	G	L
LC 032C 10																	0.875	22.23	19.00	0.339	0.369	9.37	G	G	L
LC 032C 11																	0.938	23.83	17.50	0.312	0.393	9.98	G	G	L
LC 032C 12																	1.000	25.40	16.00	0.286	0.425	10.80	G	G	L
LC 032C 13																	1.250	31.75	13.50	0.241	0.491	12.47	G	G	L
LC 032C 14																	1.375	34.93	12.00	0.214	0.549	13.94	G	G	L
LC 032C 15																	1.500	38.10	11.00	0.196	0.588	14.94	G	G	L
LC 032C 16																	1.750	44.45	9.60	0.171	0.680	17.27	G	G	L
LC 032C 17																	2.000	50.80	8.40	0.150	0.772	19.61	G	G	L
LC 035C 01	.240	6.10	.250	6.35	.035	.89	12.000	5.435									0.313	7.95	90.00	1.605	0.192	4.88	F	F	K
LC 035C 02									0.375	9.53	73.50	1.310	0.208	5.28	F	F	K								
LC 035C 03									0.438	11.13	61.00	1.088	0.234	5.94	F	F	K								
LC 035C 04									0.500	12.70	52.00	0.927	0.260	6.60	F	F	K								
LC 035C 05									0.563	14.30	45.00	0.802	0.286	7.26	F	F	K								
LC 035C 06									0.625	15.88	40.00	0.713	0.313	7.95	F	F	K								
LC 035C 07									0.688	17.48	36.00	0.642	0.339	8.61	F	F	K								
LC 035C 08									0.750	19.05	32.00	0.570	0.365	9.27	F	F	K								
LC 035C 09									.240	6.10	.250	6.35	.035	.89	12.000	5.435	0.813	20.65	29.30	0.522	0.392	9.96	G	G	L
LC 035C 10																	0.875	22.23	27.00	0.481	0.418	10.62	G	G	L
LC 035C 11																	0.938	23.83	24.40	0.435	0.462	11.73	G	G	L
LC 035C 12																	1.000	25.40	23.00	0.410	0.490	12.45	G	G	L
LC 035C 13																	1.250	31.75	18.00	0.321	0.597	15.16	G	G	L
LC 035C 14																	1.375	34.93	16.00	0.285	0.650	16.51	G	G	L
LC 035C 15																	1.500	38.10	14.80	0.264	0.702	17.83	G	G	L
LC 035C 16																	1.750	44.45	12.40	0.221	0.807	20.50	G	G	L
LC 035C 17																	2.000	50.80	11.00	0.196	0.913	23.19	G	G	L
LC 035C 18																	2.250	57.15	9.80	0.175	1.017	25.83	G	G	L
LC 035C 19									2.500	63.50	8.90	0.159	1.121	28.47	G	G	L								

SPECIAL INSTRUCTIONS FOR COMPRESSION SERIES

STOCK NUMBERS: Add "M" to end of Stock Number for Music Wire; "S" for Type 302 Stainless; "S316" for Type 316 Stainless.

PRICING: See Inside Back Cover for up to 199 pricing. To price or order up to 1000 pcs., visit leespring.com; 1000+ pcs. contact Lee Spring.

CALCULATIONS: Spring Rate and Load at Solid Hgt. are for Music Wire. For Type 302 or Type 316 Stainless, multiply figures shown by 5/6 (.833).


*Note: Type 302 may be substituted with Type 304 at Lee Spring's discretion.

COMPRESSION SPRINGS: STANDARD SERIES (INCH)

ENDS ARE GROUND • Music Wire (Plated), 302 Stainless Steel* (Passivated),
or 316 Stainless Steel (Passivated Ultrasonically Cleaned)

LEE STOCK NUMBER	OUTSIDE DIAMETER		TO WORK IN HOLE DIAMETER		WIRE DIAMETER		APPROX. LOAD AT SOLID HGT.		FREE LENGTH		SPRING RATE		SOLID HEIGHT		PRICE GROUP										
	IN.	MM	IN.	MM	IN.	MM	LB.	KG	IN.	MM	LB./IN.	KG/MM	IN.	MM	Music Wire	302 Stainless*	316 Stainless								
															M	S	S316								
LC 038C 01	.240	6.10	.250	6.35	.038	.96	16.000	7.258	0.313	7.95	127.00	2.268	0.191	4.85	F	F	K								
LC 038C 02									0.375	9.53	101.00	1.801	0.219	5.56	F	F	K								
LC 038C 03									0.438	11.13	84.00	1.498	0.248	6.30	F	F	K								
LC 038C 04									0.500	12.70	72.00	1.284	0.286	7.26	F	F	K								
LC 038C 05									0.563	14.30	64.00	1.141	0.305	7.75	F	F	K								
LC 038C 06									0.625	15.88	57.00	1.016	0.334	8.48	F	F	K								
LC 038C 07									0.688	17.48	51.00	0.909	0.362	9.19	F	F	K								
LC 038C 08									0.750	19.05	46.00	0.821	0.390	9.91	F	F	K								
LC 038C 09									0.813	20.65	42.00	0.749	0.419	10.64	G	G	L								
LC 038C 10									0.875	22.23	38.00	0.678	0.457	11.61	G	G	L								
LC 038C 11									.240	6.10	.250	6.35	.038	.96	16.000	7.258	0.938	23.83	35.00	0.624	0.496	12.60	G	G	L
LC 038C 12																	1.000	25.40	33.00	0.588	0.524	13.31	G	G	L
LC 038C 13																	1.125	28.58	29.00	0.517	0.581	14.76	G	G	L
LC 038C 14																	1.250	31.75	26.00	0.464	0.647	16.43	G	G	L
LC 038C 15																	1.375	34.93	23.00	0.410	0.715	18.16	G	G	L
LC 038C 16																	1.500	38.10	21.00	0.375	0.772	19.61	G	G	L
LC 038C 17																	1.750	44.45	18.00	0.321	0.879	22.33	G	G	L
LC 038C 18																	2.000	50.80	16.00	0.285	0.994	25.25	G	G	L
LC 038C 19																	2.250	57.15	14.20	0.253	1.140	28.96	G	G	L
LC 038C 20																	2.500	63.50	12.60	0.225	1.240	31.50	G	G	L
LC 040C 01	.240	6.10	.250	6.35	.040	1.02	17.000	7.699	0.313	7.95	155.00	2.764	0.214	5.44	F	F	K								
LC 040C 02									0.375	9.53	122.00	2.175	0.248	6.30	F	F	K								
LC 040C 03									0.438	11.13	100.00	1.783	0.282	7.16	F	F	K								
LC 040C 04									0.500	12.70	84.00	1.498	0.314	7.98	F	F	K								
LC 040C 05									0.563	14.30	74.00	1.319	0.350	8.89	F	F	K								
LC 040C 06									0.625	15.88	67.00	1.195	0.382	9.70	F	F	K								
LC 040C 07									0.688	17.48	60.00	1.070	0.414	10.52	F	F	K								
LC 040C 08									0.750	19.05	57.00	1.016	0.430	10.92	F	F	K								
LC 040C 09									0.813	20.65	48.50	0.865	0.482	12.24	G	G	L								
LC 040C 10									0.875	22.23	46.00	0.820	0.514	13.06	G	G	L								
LC 040C 11									0.938	23.83	42.00	0.749	0.550	13.97	G	G	L								
LC 040C 12									1.000	25.40	39.30	0.701	0.582	14.78	G	G	L								
LC 040C 13									1.125	28.58	35.00	0.624	0.650	16.51	G	G	L								
LC 040C 14									1.250	31.75	31.00	0.553	0.715	18.16	G	G	L								
LC 040C 15									1.375	34.93	27.50	0.490	0.782	19.86	G	G	L								
LC 040C 16									1.500	38.10	25.70	0.458	0.865	21.97	G	G	L								
LC 040C 17									1.750	44.45	21.70	0.387	0.982	24.94	J	J	M								
LC 040C 18									2.000	50.80	19.20	0.342	1.114	28.30	J	J	M								
LC 040C 19									2.250	57.15	16.70	0.298	1.250	31.75	J	J	M								
LC 040C 20									2.500	63.50	15.00	0.267	1.382	35.10	J	J	M								

COMPRESSION SPRINGS



SPECIAL INSTRUCTIONS FOR COMPRESSION SERIES

STOCK NUMBERS: Add "M" to end of Stock Number for Music Wire; "S" for Type 302 Stainless; "S316" for Type 316 Stainless.
PRICING: See Inside Back Cover for up to 199 pricing. To price or order up to 1000 pcs., visit leespring.com; 1000+ pcs. contact Lee Spring.
CALCULATIONS: Spring Rate and Load at Solid Hgt. are for Music Wire. For Type 302 or Type 316 Stainless, multiply figures shown by 5/6 (.833).
 *Note: Type 302 may be substituted with Type 304 at Lee Spring's discretion.

COMPRESSION SPRINGS: STANDARD SERIES (INCH)

ENDS ARE GROUND • Music Wire (Plated), 302 Stainless Steel* (Passivated),
or 316 Stainless Steel (Passivated Ultrasonically Cleaned)

COMPRESSION SPRINGS

LEE STOCK NUMBER	OUTSIDE DIAMETER		TO WORK IN HOLE DIAMETER		WIRE DIAMETER		APPROX. LOAD AT SOLID HGT.		FREE LENGTH		SPRING RATE		SOLID HEIGHT		PRICE GROUP		
	IN.	MM	IN.	MM	IN.	MM	LB.	KG	IN.	MM	LB/IN.	KG/MM	IN.	MM	Music Wire	302 Stainless*	316 Stainless
															M	S	S316
LC 042C 01									0.375	9.53	151.00	2.692	0.253	6.43	F	F	K
LC 042C 02									0.438	11.13	123.00	2.193	0.295	7.49	F	F	K
LC 042C 03									0.500	12.70	106.00	1.890	0.327	8.30	F	F	K
LC 042C 04									0.563	14.30	94.00	1.676	0.358	9.09	F	F	K
LC 042C 05									0.625	15.88	85.00	1.516	0.389	9.88	F	F	K
LC 042C 06									0.688	17.48	75.00	1.337	0.421	10.69	F	F	K
LC 042C 07									0.750	19.05	65.00	1.159	0.484	12.29	F	F	K
LC 042C 08									0.813	20.65	60.00	1.071	0.505	12.83	G	G	L
LC 042C 09									0.875	22.23	56.00	0.999	0.546	13.87	G	G	L
LC 042C 10	.240	6.10	.250	6.35	.042	1.07	19.000	8.618	0.938	23.83	51.00	0.909	0.588	14.94	G	G	L
LC 042C 11									1.000	25.40	48.00	0.856	0.621	15.77	G	G	L
LC 042C 12									1.125	28.58	42.00	0.749	0.694	17.63	G	G	L
LC 042C 13									1.250	31.75	38.00	0.678	0.756	19.20	G	G	L
LC 042C 14									1.375	34.93	34.00	0.606	0.841	21.36	G	G	L
LC 042C 15									1.500	38.10	31.00	0.553	0.905	22.99	G	G	L
LC 042C 16									1.750	44.45	26.50	0.472	1.050	25.83	J	J	M
LC 042C 17									2.000	50.80	23.00	0.410	1.196	30.05	J	J	M
LC 042C 18									2.250	57.15	20.50	0.366	1.340	33.22	J	J	M
LC 042C 19									2.500	63.50	17.80	0.317	1.513	36.20	J	J	M
LC 045C 01									0.375	9.53	215.20	3.843	0.271	6.89	F	F	K
LC 045C 02									0.438	11.13	176.20	3.147	0.311	7.90	F	F	K
LC 045C 03									0.500	12.70	149.60	2.671	0.350	8.88	F	F	K
LC 045C 04									0.563	14.30	129.90	2.320	0.389	9.87	F	F	K
LC 045C 05									0.625	15.88	114.60	2.047	0.428	10.87	F	F	K
LC 045C 06									0.688	17.48	102.70	1.835	0.467	11.86	F	F	K
LC 045C 07									0.750	19.05	92.90	1.659	0.506	12.86	F	F	K
LC 045C 08									0.813	20.65	84.90	1.517	0.545	13.85	G	G	L
LC 045C 09	.240	6.10	.250	6.35	.045	1.14	24.000	10.890	0.875	22.23	78.10	1.395	0.585	14.86	G	G	L
LC 045C 10									0.938	23.83	72.40	1.293	0.624	15.84	G	G	L
LC 045C 11									1.000	25.40	67.40	1.204	0.663	16.85	G	G	L
LC 045C 12									1.125	28.58	59.30	1.058	0.742	18.84	G	G	L
LC 045C 13									1.250	31.75	52.90	0.944	0.820	20.83	G	G	L
LC 045C 14									1.500	38.10	43.50	0.777	0.977	24.81	G	G	L
LC 045C 15									1.750	44.45	36.90	0.660	1.133	28.79	J	J	M
LC 045C 16									2.000	50.80	32.10	0.573	1.290	32.77	J	J	M
LC 045C 17									2.250	57.15	28.40	0.507	1.447	36.75	J	J	M
LC 045C 18									2.500	63.50	25.40	0.454	1.604	40.73	J	J	M

SPECIAL INSTRUCTIONS FOR COMPRESSION SERIES

STOCK NUMBERS: Add "M" to end of Stock Number for Music Wire; "S" for Type 302 Stainless; "S316" for Type 316 Stainless.

PRICING: See Inside Back Cover for up to 199 pricing. To price or order up to 1000 pcs., visit leespring.com; 1000+ pcs. contact Lee Spring.

CALCULATIONS: Spring Rate and Load at Solid Hgt. are for Music Wire. For Type 302 or Type 316 Stainless, multiply figures shown by 5/6 (.833).


*Note: Type 302 may be substituted with Type 304 at Lee Spring's discretion.

COMPRESSION SPRINGS: STANDARD SERIES (INCH)

ENDS ARE GROUND • Music Wire (Plated), 302 Stainless Steel* (Passivated), or 316 Stainless Steel (Passivated Ultrasonically Cleaned)

LEE STOCK NUMBER	OUTSIDE DIAMETER		TO WORK IN HOLE DIAMETER		WIRE DIAMETER		APPROX. LOAD AT SOLID HGT.		FREE LENGTH		SPRING RATE		SOLID HEIGHT		PRICE GROUP		
	IN.	MM	IN.	MM	IN.	MM	LB.	KG	IN.	MM	LB/IN.	KG/MM	IN.	MM	Music Wire	302 Stainless*	316 Stainless
LC 020CD 01	.250	6.35	.266	6.75	.020	.51	2.137	.969	0.250	6.35	12.18	0.217	0.075	1.89	F	F	K
LC 020CD 02									0.313	7.95	9.37	0.167	0.085	2.15	F	F	K
LC 020CD 03									0.375	9.53	7.63	0.136	0.094	2.40	F	F	K
LC 020CD 04									0.438	11.13	6.43	0.115	0.104	2.65	F	F	K
LC 020CD 05									0.500	12.70	5.56	0.099	0.114	2.90	F	F	K
LC 020CD 06									0.563	14.30	4.89	0.087	0.124	3.16	F	F	K
LC 020CD 07									0.625	15.88	4.37	0.078	0.134	3.41	F	F	K
LC 020CD 08									0.688	17.48	3.95	0.070	0.144	3.66	F	F	K
LC 020CD 09									0.750	19.05	3.60	0.064	0.154	3.91	F	F	K
LC 020CD 10									0.813	20.65	3.31	0.059	0.164	4.17	G	G	L
LC 020CD 11									0.875	22.23	3.06	0.055	0.174	4.42	G	G	L
LC 020CD 12									1.000	25.40	2.66	0.048	0.194	4.92	G	G	L
LC 020CD 13									1.250	31.75	2.11	0.038	0.233	5.93	G	G	L
LC 020CD 14									1.375	34.93	1.89	0.034	0.255	6.47	G	G	L
LC 020CD 15									1.500	38.10	1.74	0.031	0.275	6.98	G	G	L
LC 020CD 16									1.750	44.45	1.48	0.027	0.315	8.00	G	G	L
LC 020CD 17									2.000	50.80	1.30	0.023	0.355	9.02	G	G	L
LC 026CD 01	.250	6.35	.266	6.75	.026	.66	5.964	2.705	0.375	9.53	23.63	0.422	0.123	3.12	F	F	K
LC 026CD 02									0.438	11.13	19.78	0.353	0.136	3.46	F	F	K
LC 026CD 03									0.500	12.70	17.04	0.304	0.149	3.80	F	F	K
LC 026CD 04									0.563	14.30	14.86	0.265	0.163	4.15	F	F	K
LC 026CD 05									0.625	15.88	13.18	0.235	0.177	4.51	F	F	K
LC 026CD 06									0.688	17.48	11.81	0.211	0.192	4.87	F	F	K
LC 026CD 07									0.750	19.05	10.70	0.191	0.206	5.24	F	F	K
LC 026CD 08									0.813	20.65	9.76	0.174	0.221	5.61	G	G	L
LC 026CD 09									0.875	22.23	8.98	0.160	0.235	5.98	G	G	L
LC 026CD 10									0.938	23.83	8.29	0.148	0.251	6.36	G	G	L
LC 026CD 11									1.000	25.40	7.40	0.132	0.269	6.84	G	G	L
LC 026CD 12									1.250	31.75	6.37	0.114	0.310	7.87	G	G	L
LC 026CD 13									1.500	38.10	5.27	0.094	0.363	9.23	G	G	L
LC 026CD 14									1.750	44.45	4.50	0.080	0.417	10.59	G	G	L
LC 026CD 15									2.000	50.80	3.92	0.070	0.470	11.94	G	G	L

COMPRESSION SPRINGS



SPECIAL INSTRUCTIONS FOR COMPRESSION SERIES

STOCK NUMBERS: Add "M" to end of Stock Number for Music Wire; "S" for Type 302 Stainless; "S316" for Type 316 Stainless.

PRICING: See Inside Back Cover for up to 199 pricing. To price or order up to 1000 pcs., visit leespring.com; 1000+ pcs. contact Lee Spring.

CALCULATIONS: Spring Rate and Load at Solid Hgt. are for Music Wire. For Type 302 or Type 316 Stainless, multiply figures shown by 5/6 (.833).

*Note: Type 302 may be substituted with Type 304 at Lee Spring's discretion.

COMPRESSION SPRINGS: STANDARD SERIES (INCH)

ENDS ARE GROUND • Music Wire (Plated), 302 Stainless Steel* (Passivated),
or 316 Stainless Steel (Passivated Ultrasonically Cleaned)

COMPRESSION SPRINGS

LEE STOCK NUMBER	OUTSIDE DIAMETER		TO WORK IN HOLE DIAMETER		WIRE DIAMETER		APPROX. LOAD AT SOLID HGT.		FREE LENGTH		SPRING RATE		SOLID HEIGHT		PRICE GROUP		
	IN.	MM	IN.	MM	IN.	MM	LB.	KG	IN.	MM	LB/IN.	KG/MM	IN.	MM	Music Wire	302 Stainless*	316 Stainless
LC 035CD 01	.250	6.35	.266	6.75	.035	.89	9.915	4.497	0.313	7.95	75.05	1.340	0.181	4.60	F	F	K
LC 035CD 02									0.375	9.53	59.80	1.068	0.209	5.30	F	F	K
LC 035CD 03									0.438	11.13	49.56	0.885	0.237	6.02	F	F	K
LC 035CD 04									0.500	12.70	42.41	0.757	0.265	6.72	F	F	K
LC 035CD 05									0.563	14.30	36.99	0.661	0.293	7.44	F	F	K
LC 035CD 06									0.625	15.88	32.86	0.587	0.321	8.14	F	F	K
LC 035CD 07									0.688	17.48	29.51	0.527	0.349	8.86	F	F	K
LC 035CD 08									0.750	19.05	26.82	0.479	0.377	9.56	F	F	K
LC 035CD 09									0.813	20.65	24.55	0.438	0.405	10.28	G	G	L
LC 035CD 10									0.875	22.23	22.66	0.405	0.432	10.99	G	G	L
LC 035CD 11									0.938	23.83	21.01	0.375	0.461	11.70	G	G	L
LC 035CD 12									1.000	25.40	19.61	0.350	0.488	12.41	G	G	L
LC 035CD 13									1.250	31.75	15.46	0.276	0.600	15.25	G	G	L
LC 035CD 14									1.375	34.93	13.98	0.250	0.656	16.67	G	G	L
LC 035CD 15									1.500	38.10	12.75	0.228	0.712	18.09	G	G	L
LC 035CD 16									1.750	44.45	10.86	0.194	0.824	20.94	G	G	L
LC 035CD 17									2.000	50.80	9.45	0.169	0.936	23.78	G	G	L
LC 035CD 18									2.250	57.15	8.37	0.149	1.048	26.62	G	G	L
LC 035CD 19									2.500	63.50	7.51	0.134	1.160	29.46	G	G	L
LC 028CE 01	.281	7.14	.313	7.95	.028	.71	4.046	1.835	0.250	6.35	29.55	0.529	0.113	2.87	F	F	K
LC 028CE 02									0.313	7.95	22.31	0.399	0.131	3.33	F	F	K
LC 028CE 03									0.375	9.53	17.97	0.322	0.149	3.78	F	F	K
LC 028CE 04									0.438	11.13	15.01	0.269	0.167	4.24	F	F	K
LC 028CE 05									0.500	12.70	12.91	0.231	0.184	4.67	F	F	K
LC 028CE 06									0.563	14.30	11.31	0.202	0.202	5.13	F	F	K
LC 028CE 07									0.625	15.88	10.08	0.180	0.220	5.59	F	F	K
LC 028CE 08									0.750	19.05	8.26	0.148	0.256	6.50	F	F	K
LC 028CE 09									0.875	22.23	7.00	0.125	0.292	7.42	F	F	K
LC 028CE 10									1.000	25.40	6.07	0.109	0.327	8.31	F	F	K
LC 028CE 11									1.250	31.75	4.80	0.086	0.399	10.13	F	F	K
LC 028CE 12									1.375	34.93	4.35	0.078	0.434	11.02	F	F	K
LC 028CE 13									1.500	38.10	3.97	0.071	0.470	11.94	F	F	K
LC 022D 00	.300	7.62	.313	7.94	.022	.56	2.500	1.134	0.375	9.53	8.20	0.146	0.088	2.24	F	F	K
LC 022D 0									0.438	11.13	6.80	0.121	0.097	2.46	F	F	K
LC 022D 01									0.500	12.70	6.50	0.116	0.106	2.69	F	F	K
LC 022D 02									0.563	14.30	6.00	0.107	0.111	2.82	F	F	K
LC 022D 03									0.625	15.88	5.00	0.089	0.122	3.10	F	F	K
LC 022D 04									0.688	17.48	4.50	0.080	0.128	3.25	F	F	K
LC 022D 05									0.750	19.05	4.00	0.071	0.133	3.38	F	F	K
LC 022D 06									0.813	20.65	3.50	0.062	0.155	3.94	F	F	K
LC 022D 07									0.875	22.23	3.00	0.054	0.166	4.22	F	F	K
LC 022D 08									1.000	25.40	2.80	0.050	0.181	4.60	F	F	K
LC 022D 09									1.250	31.75	2.30	0.041	0.207	5.26	F	F	K
LC 022D 10									1.500	38.10	2.00	0.036	0.228	5.79	F	F	K
LC 022D 11									1.750	44.45	1.70	0.030	0.269	6.83	G	G	L
LC 022D 12									2.000	50.80	1.40	0.025	0.313	7.95	G	G	L
LC 022D 13	2.250	57.15	1.20	0.021	0.357	9.06	G	G	L								
LC 022D 14	2.500	63.50	1.10	0.020	0.391	9.93	G	G	L								

SPECIAL INSTRUCTIONS FOR COMPRESSION SERIES

STOCK NUMBERS: Add "M" to end of Stock Number for Music Wire; "S" for Type 302 Stainless; "S316" for Type 316 Stainless.

PRICING: See Inside Back Cover for up to 199 pricing. To price or order up to 1000 pcs., visit leespring.com; 1000+ pcs. contact Lee Spring.

CALCULATIONS: Spring Rate and Load at Solid Hgt. are for Music Wire. For Type 302 or Type 316 Stainless, multiply figures shown by 5/6 (.833).


*Note: Type 302 may be substituted with Type 304 at Lee Spring's discretion.

COMPRESSION SPRINGS: STANDARD SERIES (INCH)

ENDS ARE GROUND • Music Wire (Plated), 302 Stainless Steel* (Passivated),
or 316 Stainless Steel (Passivated Ultrasonically Cleaned)

COMPRESSION SPRINGS

LEE STOCK NUMBER	OUTSIDE DIAMETER		TO WORK IN HOLE DIAMETER		WIRE DIAMETER		APPROX. LOAD AT SOLID HGT.		FREE LENGTH		SPRING RATE		SOLID HEIGHT		PRICE GROUP		
	IN.	MM	IN.	MM	IN.	MM	LB.	KG	IN.	MM	LB/IN.	KG/MM	IN.	MM	Music Wire	302 Stainless*	316 Stainless
															M	S	S316
LC 026D 01	.300	7.62	.313	7.94	.026	.66	4.300	1.950	0.438	11.13	13.00	0.232	0.118	3.00	F	F	K
LC 026D 02									0.500	12.70	11.50	0.205	0.131	3.33	F	F	K
LC 026D 03									0.563	14.30	10.00	0.178	0.144	3.66	F	F	K
LC 026D 04									0.625	15.88	9.00	0.160	0.151	3.84	F	F	K
LC 026D 05									0.688	17.48	8.00	0.143	0.164	4.17	F	F	K
LC 026D 06									0.750	19.05	7.50	0.134	0.170	4.32	F	F	K
LC 026D 07									0.813	20.65	7.00	0.125	0.183	4.65	F	F	K
LC 026D 08									0.875	22.23	6.00	0.107	0.206	5.23	F	F	K
LC 026D 09									0.938	23.83	5.50	0.098	0.209	5.31	F	F	K
LC 026D 10									1.000	25.40	5.00	0.089	0.229	5.82	F	F	K
LC 026D 11									1.250	31.75	4.30	0.077	0.255	6.48	F	F	K
LC 026D 12									1.500	38.10	3.50	0.062	0.301	7.64	F	F	K
LC 026D 13									1.750	44.45	3.00	0.053	0.343	8.71	F	F	K
LC 026D 14									2.000	50.80	2.60	0.046	0.384	9.75	F	F	K
LC 026D 15									2.250	57.15	2.31	0.041	0.436	11.07	G	G	L
LC 026D 16									2.500	63.50	2.08	0.037	0.479	12.16	G	G	L
LC 030D 01	.300	7.62	.313	7.94	.030	.76	6.000	2.717	0.438	11.13	20.00	0.357	0.153	3.89	F	F	K
LC 030D 02									0.500	12.70	17.00	0.303	0.168	4.27	F	F	K
LC 030D 03									0.563	14.30	15.00	0.267	0.183	4.65	F	F	K
LC 030D 04									0.625	15.88	13.30	0.237	0.198	5.03	F	F	K
LC 030D 05									0.688	17.48	12.00	0.214	0.213	5.41	F	F	K
LC 030D 06									0.750	19.05	11.00	0.196	0.231	5.87	F	F	K
LC 030D 07									0.813	20.65	10.00	0.178	0.246	6.25	F	F	K
LC 030D 08									0.875	22.23	9.30	0.166	0.261	6.63	F	F	K
LC 030D 09									0.938	23.83	8.60	0.153	0.276	7.01	F	F	K
LC 030D 10									1.000	25.40	8.00	0.143	0.291	7.39	F	F	K
LC 030D 11									1.250	31.75	6.30	0.112	0.353	8.97	G	G	L
LC 030D 12									1.500	38.10	5.20	0.093	0.414	10.52	G	G	L
LC 030D 13									1.750	44.45	4.50	0.080	0.474	12.04	G	G	L
LC 030D 14									2.000	50.80	3.80	0.068	0.537	13.64	G	G	L
LC 030D 15									2.250	57.15	3.44	0.061	0.608	15.44	G	G	L
LC 030D 16									2.500	63.50	3.08	0.055	0.670	17.02	G	G	L
LC 032D 01	.300	7.62	.313	7.94	.032	.81	7.500	3.402	0.438	11.13	27.00	0.481	0.169	4.29	F	F	K
LC 032D 02									0.500	12.70	23.00	0.410	0.185	4.70	F	F	K
LC 032D 03									0.563	14.30	20.00	0.357	0.201	5.10	F	F	K
LC 032D 04									0.625	15.88	18.00	0.321	0.217	5.51	F	F	K
LC 032D 05									0.688	17.48	16.00	0.286	0.241	6.12	F	F	K
LC 032D 06									0.750	19.05	15.00	0.267	0.249	6.32	F	F	K
LC 032D 07									0.813	20.65	13.50	0.241	0.265	6.73	F	F	K
LC 032D 08									0.875	22.23	12.00	0.214	0.289	7.34	F	F	K
LC 032D 09									0.938	23.83	11.00	0.196	0.313	7.95	F	F	K
LC 032D 10									1.000	25.40	10.00	0.179	0.337	8.56	F	F	K
LC 032D 11									1.250	31.75	8.60	0.153	0.383	9.73	F	F	K
LC 032D 12									1.500	38.10	7.00	0.125	0.450	11.43	F	F	K
LC 032D 13									1.750	44.45	6.00	0.107	0.518	13.16	F	F	K
LC 032D 14									2.000	50.80	5.30	0.094	0.572	14.53	F	F	K
LC 032D 15									2.250	57.15	4.70	0.084	0.635	16.13	G	G	L
LC 032D 16									2.500	63.50	4.10	0.073	0.700	17.78	G	G	L



SPECIAL INSTRUCTIONS FOR COMPRESSION SERIES

STOCK NUMBERS: Add "M" to end of Stock Number for Music Wire; "S" for Type 302 Stainless; "S316" for Type 316 Stainless.
PRICING: See Inside Back Cover for up to 199 pricing. To price or order up to 1000 pcs., visit leespring.com; 1000+ pcs. contact Lee Spring.
CALCULATIONS: Spring Rate and Load at Solid Hgt. are for Music Wire. For Type 302 or Type 316 Stainless, multiply figures shown by 5/6 (.833).
 *Note: Type 302 may be substituted with Type 304 at Lee Spring's discretion.

COMPRESSION SPRINGS: STANDARD SERIES (INCH)

ENDS ARE GROUND • Music Wire (Plated), 302 Stainless Steel* (Passivated),
or 316 Stainless Steel (Passivated Ultrasonically Cleaned)

COMPRESSION SPRINGS

LEE STOCK NUMBER	OUTSIDE DIAMETER		TO WORK IN HOLE DIAMETER		WIRE DIAMETER		APPROX. LOAD AT SOLID HGT.		FREE LENGTH		SPRING RATE		SOLID HEIGHT		PRICE GROUP		
	IN.	MM	IN.	MM	IN.	MM	LB.	KG	IN.	MM	LB/IN.	KG/MM	IN.	MM	Music Wire	302 Stainless*	316 Stainless
LC 035D 01	.300	7.62	.313	7.94	.035	.89	9.750	4.420	0.375	9.53	45.80	0.819	0.167	4.25	F	F	K
LC 035D 02									0.438	11.13	38.00	0.679	0.187	4.75	F	F	K
LC 035D 03									0.500	12.70	32.50	0.581	0.206	5.24	F	F	K
LC 035D 04									0.563	14.30	28.40	0.508	0.226	5.73	F	F	K
LC 035D 05									0.625	15.88	25.20	0.450	0.245	6.23	F	F	K
LC 035D 06									0.688	17.48	22.70	0.405	0.265	6.72	F	F	K
LC 035D 07									0.750	19.05	20.60	0.367	0.284	7.22	F	F	K
LC 035D 08									0.813	20.65	18.80	0.337	0.303	7.71	F	F	K
LC 035D 09									0.875	22.23	17.40	0.310	0.323	8.21	F	F	K
LC 035D 10									0.938	23.83	16.10	0.288	0.342	8.70	F	F	K
LC 035D 11									1.000	25.40	15.00	0.268	0.362	9.20	F	F	K
LC 035D 12									1.125	28.58	13.30	0.237	0.401	10.19	F	F	K
LC 035D 13									1.250	31.75	11.80	0.212	0.440	11.18	F	F	K
LC 035D 14									1.375	34.93	10.70	0.191	0.479	12.17	F	F	K
LC 035D 15									1.500	38.10	9.80	0.175	0.518	13.16	F	F	K
LC 035D 16									1.750	44.45	8.30	0.149	0.596	15.14	G	G	L
LC 035D 17									2.000	50.80	7.20	0.129	0.674	17.12	G	G	L
LC 035D 18									2.250	57.15	6.40	0.115	0.752	19.10	G	G	L
LC 035D 19									2.500	63.50	5.80	0.103	0.830	21.08	G	G	L
LC 038D 01	.300	7.62	.313	7.94	.038	.96	12.300	5.579	0.375	9.53	64.00	1.143	0.182	4.62	F	F	K
LC 038D 02									0.438	11.13	53.00	0.945	0.201	5.10	F	F	K
LC 038D 03									0.500	12.70	46.00	0.820	0.219	5.56	F	F	K
LC 038D 04									0.563	14.30	39.00	0.695	0.248	6.30	F	F	K
LC 038D 05									0.625	15.88	35.00	0.624	0.267	6.78	F	F	K
LC 038D 06									0.688	17.48	30.00	0.535	0.296	7.52	F	F	K
LC 038D 07									0.750	19.05	28.00	0.499	0.315	8.00	F	F	K
LC 038D 08									0.813	20.65	26.00	0.464	0.334	8.48	F	F	K
LC 038D 09									0.875	22.23	23.00	0.410	0.372	9.45	F	F	K
LC 038D 10									0.938	23.83	22.00	0.392	0.381	9.68	F	F	K
LC 038D 11									1.000	25.40	21.00	0.374	0.400	10.16	F	F	K
LC 038D 12									1.125	28.58	19.00	0.339	0.428	10.87	F	F	K
LC 038D 13									1.250	31.75	16.00	0.285	0.495	12.57	F	F	K
LC 038D 14									1.375	34.93	15.00	0.267	0.533	13.54	F	F	K
LC 038D 15									1.500	38.10	13.50	0.241	0.571	14.50	F	F	K
LC 038D 16									1.750	44.45	11.25	0.200	0.662	16.81	G	G	L
LC 038D 17									2.000	50.80	9.50	0.169	0.772	19.61	G	G	L
LC 038D 18									2.250	57.15	8.60	0.154	0.858	21.79	G	G	L
LC 038D 19									2.500	63.50	7.70	0.138	0.944	23.98	G	G	L

SPECIAL INSTRUCTIONS FOR COMPRESSION SERIES

STOCK NUMBERS: Add "M" to end of Stock Number for Music Wire; "S" for Type 302 Stainless; "S316" for Type 316 Stainless.

PRICING: See Inside Back Cover for up to 199 pricing. To price or order up to 1000 pcs., visit leespring.com; 1000+ pcs. contact Lee Spring.

CALCULATIONS: Spring Rate and Load at Solid Hgt. are for Music Wire. For Type 302 or Type 316 Stainless, multiply figures shown by 5/6 (.833).


*Note: Type 302 may be substituted with Type 304 at Lee Spring's discretion.

COMPRESSION SPRINGS: STANDARD SERIES (INCH)

ENDS ARE GROUND • Music Wire (Plated), 302 Stainless Steel* (Passivated), or 316 Stainless Steel (Passivated Ultrasonically Cleaned)

LEE STOCK NUMBER	OUTSIDE DIAMETER		TO WORK IN HOLE DIAMETER		WIRE DIAMETER		APPROX. LOAD AT SOLID HGT.		FREE LENGTH		SPRING RATE		SOLID HEIGHT		PRICE GROUP		
	IN.	MM	IN.	MM	IN.	MM	LB.	KG	IN.	MM	LB./IN.	KG/MM	IN.	MM	Music Wire	302 Stainless*	316 Stainless
															M	S	S316
LC 040D 01	.300	7.62	.313	7.94	.040	1.02	14.500	6.567	0.375	9.53	80.00	1.426	0.195	4.95	F	F	K
LC 040D 02									0.438	11.13	68.00	1.212	0.218	5.54	F	F	K
LC 040D 03									0.500	12.70	57.00	1.016	0.242	6.15	F	F	K
LC 040D 04									0.563	14.30	49.00	0.874	0.262	6.65	F	F	K
LC 040D 05									0.625	15.88	44.00	0.784	0.290	7.37	F	F	K
LC 040D 06									0.688	17.48	39.00	0.695	0.314	7.98	F	F	K
LC 040D 07									0.750	19.05	35.00	0.624	0.342	8.69	F	F	K
LC 040D 08									0.813	20.65	32.00	0.570	0.366	9.30	F	F	K
LC 040D 09									0.875	22.23	30.00	0.535	0.394	10.01	F	F	K
LC 040D 10									0.938	23.83	28.00	0.499	0.400	10.16	F	F	K
LC 040D 11									1.000	25.40	26.00	0.464	0.430	10.92	F	F	K
LC 040D 12									1.125	28.58	23.00	0.410	0.474	12.04	F	F	K
LC 040D 13									1.250	31.75	20.00	0.357	0.512	13.00	F	F	K
LC 040D 14									1.375	34.93	18.00	0.321	0.550	13.97	F	F	K
LC 040D 15									1.500	38.10	16.00	0.285	0.650	16.51	F	F	K
LC 040D 16									1.750	44.45	14.00	0.250	0.718	18.24	G	G	L
LC 040D 17									2.000	50.80	12.00	0.214	0.810	20.57	G	G	L
LC 040D 18									2.250	57.15	10.70	0.191	0.907	23.04	G	G	L
LC 040D 19									2.500	63.50	9.60	0.171	1.000	25.40	G	G	L
LC 042D 01	.300	7.62	.313	7.94	.042	1.07	16.300	7.394	0.375	9.53	105.00	1.875	0.201	5.11	F	F	K
LC 042D 02									0.438	11.13	88.00	1.569	0.222	5.64	F	F	K
LC 042D 03									0.500	12.70	70.00	1.248	0.253	6.43	F	F	K
LC 042D 04									0.563	14.30	60.00	1.070	0.285	7.24	F	F	K
LC 042D 05									0.625	15.88	52.00	0.927	0.316	8.03	F	F	K
LC 042D 06									0.688	17.48	46.00	0.820	0.337	8.56	F	F	K
LC 042D 07									0.750	19.05	42.00	0.749	0.358	9.09	F	F	K
LC 042D 08									0.813	20.65	38.00	0.679	0.390	9.91	F	F	K
LC 042D 09									0.875	22.23	34.00	0.606	0.421	10.69	F	F	K
LC 042D 10									0.938	23.83	32.00	0.570	0.452	11.48	F	F	K
LC 042D 11									1.000	25.40	30.00	0.535	0.474	12.04	F	F	K
LC 042D 12									1.125	28.58	28.00	0.499	0.506	12.85	F	F	K
LC 042D 13									1.250	31.75	24.00	0.428	0.579	14.71	F	F	K
LC 042D 14									1.375	34.93	22.00	0.392	0.631	16.03	F	F	K
LC 042D 15									1.500	38.10	20.00	0.357	0.673	17.09	F	F	K
LC 042D 16									1.750	44.45	16.50	0.294	0.786	19.96	G	G	L
LC 042D 17									2.000	50.80	14.50	0.258	0.884	22.45	G	G	L
LC 042D 18									2.250	57.15	13.00	0.232	0.995	25.27	G	G	L
LC 042D 19									2.500	63.50	11.60	0.207	1.079	27.41	G	G	L

COMPRESSION SPRINGS



SPECIAL INSTRUCTIONS FOR COMPRESSION SERIES

STOCK NUMBERS: Add "M" to end of Stock Number for Music Wire; "S" for Type 302 Stainless; "S316" for Type 316 Stainless.

PRICING: See Inside Back Cover for up to 199 pricing. To price or order up to 1000 pcs., visit leespring.com; 1000+ pcs. contact Lee Spring.

CALCULATIONS: Spring Rate and Load at Solid Hgt. are for Music Wire. For Type 302 or Type 316 Stainless, multiply figures shown by 5/6 (.833).

*Note: Type 302 may be substituted with Type 304 at Lee Spring's discretion.

COMPRESSION SPRINGS: STANDARD SERIES (INCH)

ENDS ARE GROUND • Music Wire (Plated), 302 Stainless Steel* (Passivated),
or 316 Stainless Steel (Passivated Ultrasonically Cleaned)

COMPRESSION SPRINGS

LEE STOCK NUMBER	OUTSIDE DIAMETER		TO WORK IN HOLE DIAMETER		WIRE DIAMETER		APPROX. LOAD AT SOLID HGT.		FREE LENGTH		SPRING RATE		SOLID HEIGHT		PRICE GROUP		
	IN.	MM	IN.	MM	IN.	MM	LB.	KG	IN.	MM	LB/IN.	KG/MM	IN.	MM	Music Wire	302 Stainless*	316 Stainless
LC 045D 01	.300	7.62	.313	7.94	.045	1.14	19.800	8.981	0.375	9.53	124.00	2.214	0.226	5.74	F	F	K
LC 045D 02									0.438	11.13	103.00	1.836	0.260	6.60	F	F	K
LC 045D 03									0.500	12.70	90.00	1.605	0.271	6.88	F	F	K
LC 045D 04									0.563	14.30	77.00	1.373	0.316	8.03	F	F	K
LC 045D 05									0.625	15.88	69.00	1.230	0.339	8.61	F	F	K
LC 045D 06									0.688	17.48	61.00	1.088	0.372	9.45	F	F	K
LC 045D 07									0.750	19.05	55.00	0.981	0.406	10.31	F	F	K
LC 045D 08									0.813	20.65	51.00	0.911	0.417	10.59	F	F	K
LC 045D 09									0.875	22.23	46.00	0.820	0.451	11.46	F	F	K
LC 045D 10									0.938	23.83	42.00	0.749	0.496	12.60	F	F	K
LC 045D 11									1.000	25.40	40.00	0.713	0.518	13.16	F	F	K
LC 045D 12									1.125	28.58	36.00	0.642	0.564	14.32	F	F	K
LC 045D 13									1.250	31.75	32.00	0.570	0.631	16.03	F	F	K
LC 045D 14									1.375	34.93	29.00	0.517	0.664	16.86	F	F	K
LC 045D 15									1.500	38.10	26.00	0.464	0.743	18.87	F	F	K
LC 045D 16									1.750	44.45	22.00	0.392	0.860	21.84	G	G	L
LC 045D 17									2.000	50.80	19.00	0.339	0.960	24.38	G	G	L
LC 045D 18									2.250	57.15	17.00	0.303	1.080	27.43	G	G	L
LC 045D 19									2.500	63.50	15.30	0.273	1.191	30.25	G	G	L
LC 047D 01	.300	7.62	.313	7.94	.047	1.19	24.250	11.000	0.375	9.53	159.10	2.842	0.234	5.95	F	F	K
LC 047D 02									0.438	11.13	132.20	2.362	0.262	6.66	F	F	K
LC 047D 03									0.500	12.70	112.00	2.001	0.292	7.42	F	F	K
LC 047D 04									0.563	14.30	97.20	1.736	0.322	8.18	F	F	K
LC 047D 05									0.625	15.88	85.70	1.530	0.352	8.95	F	F	K
LC 047D 06									0.688	17.48	76.70	1.370	0.382	9.70	F	F	K
LC 047D 07									0.750	19.05	69.30	1.238	0.412	10.47	F	F	K
LC 047D 08									0.813	20.65	63.40	1.131	0.442	11.23	F	F	K
LC 047D 09									0.875	22.23	58.20	1.040	0.472	12.00	F	F	K
LC 047D 10									0.938	23.83	54.00	0.964	0.502	12.76	F	F	K
LC 047D 11									1.000	25.40	50.20	0.897	0.533	13.53	F	F	K
LC 047D 12									1.125	28.58	44.10	0.788	0.593	15.05	G	G	L
LC 047D 13									1.250	31.75	39.40	0.703	0.653	16.58	G	G	L
LC 047D 14									1.375	34.93	35.50	0.634	0.713	18.11	G	G	L
LC 047D 15									1.500	38.10	32.40	0.578	0.773	19.64	G	G	L
LC 047D 16									1.750	44.45	27.50	0.491	0.893	22.69	G	G	L
LC 047D 17									2.000	50.80	23.90	0.426	1.014	25.74	G	G	L
LC 047D 18									2.250	57.15	21.10	0.377	1.134	28.80	G	G	L
LC 047D 19									2.500	63.50	18.90	0.338	1.254	31.85	G	G	L
LC 047D 20									2.750	69.85	17.10	0.305	1.376	34.96	G	G	L
LC 047D 21									3.000	76.20	15.70	0.280	1.490	37.86	G	G	L

SPECIAL INSTRUCTIONS FOR COMPRESSION SERIES

STOCK NUMBERS: Add "M" to end of Stock Number for Music Wire; "S" for Type 302 Stainless; "S316" for Type 316 Stainless.

PRICING: See Inside Back Cover for up to 199 pricing. To price or order up to 1000 pcs., visit leespring.com; 1000+ pcs. contact Lee Spring.

CALCULATIONS: Spring Rate and Load at Solid Hgt. are for Music Wire. For Type 302 or Type 316 Stainless, multiply figures shown by 5/6 (.833).


*Note: Type 302 may be substituted with Type 304 at Lee Spring's discretion.

COMPRESSION SPRINGS: STANDARD SERIES (INCH)

ENDS ARE GROUND • Music Wire (Plated), 302 Stainless Steel* (Passivated),
or 316 Stainless Steel (Passivated Ultrasonically Cleaned)

LEE STOCK NUMBER	OUTSIDE DIAMETER		TO WORK IN HOLE DIAMETER		WIRE DIAMETER		APPROX. LOAD AT SOLID HGT.		FREE LENGTH		SPRING RATE		SOLID HEIGHT		PRICE GROUP										
	IN.	MM	IN.	MM	IN.	MM	LB.	KG	IN.	MM	LB./IN.	KG/MM	IN.	MM	Music Wire	302 Stainless*	316 Stainless								
															M	S	S316								
LC 049D 01	.300	7.62	.313	7.94	.049	1.24	26.790	12.150	0.375	9.53	193.46	3.455	0.244	6.19	F	F	K								
LC 049D 02									0.438	11.13	157.62	2.815	0.276	7.01	F	F	K								
LC 049D 03									0.500	12.70	133.31	2.381	0.308	7.82	F	F	K								
LC 049D 04									0.563	14.30	115.49	2.063	0.340	8.63	F	F	K								
LC 049D 05									0.625	15.88	101.69	1.816	0.372	9.46	F	F	K								
LC 049D 06									0.688	17.48	90.98	1.625	0.404	10.27	F	F	K								
LC 049D 07									0.750	19.05	82.19	1.468	0.437	11.09	G	G	L								
LC 049D 08									0.813	20.65	75.06	1.340	0.469	11.90	G	G	L								
LC 049D 09									0.875	22.23	68.97	1.232	0.501	12.73	G	G	L								
LC 049D 10									0.938	23.83	63.87	1.141	0.533	13.54	G	G	L								
LC 049D 11									.300	7.62	.313	7.94	.049	1.24	26.790	12.150	1.000	25.40	59.41	1.061	0.565	14.36	G	G	L
LC 049D 12																	1.125	28.58	52.18	0.932	0.630	16.00	G	G	L
LC 049D 13																	1.250	31.75	46.52	0.831	0.694	17.63	G	G	L
LC 049D 14																	1.375	34.93	41.97	0.749	0.759	19.27	G	G	L
LC 049D 15																	1.500	38.10	38.22	0.683	0.823	20.90	G	G	L
LC 049D 16																	1.750	44.45	32.44	0.579	0.952	24.17	J	J	M
LC 049D 17																	2.000	50.80	28.18	0.503	1.080	27.44	J	J	M
LC 049D 18																	2.250	57.15	24.90	0.445	1.209	30.71	J	J	M
LC 049D 19																	2.500	63.50	22.31	0.398	1.338	33.98	J	J	M
LC 049D 20																	2.750	69.85	20.20	0.361	1.467	37.27	J	J	M
LC 049D 21									3.000	76.20	18.40	0.329	1.601	40.66	K	L	P								
LC 051D 01	.300	7.62	.313	7.94	.051	1.30	29.250	13.270	0.375	9.53	229.90	4.106	0.255	6.48	F	F	K								
LC 051D 02									0.438	11.13	186.80	3.336	0.290	7.36	F	F	K								
LC 051D 03									0.500	12.70	157.70	2.817	0.324	8.23	F	F	K								
LC 051D 04									0.563	14.30	136.50	2.437	0.358	9.10	F	F	K								
LC 051D 05									0.625	15.88	120.00	2.143	0.393	9.98	F	F	K								
LC 051D 06									0.688	17.48	107.30	1.916	0.427	10.84	F	F	K								
LC 051D 07									0.750	19.05	96.90	1.730	0.461	11.72	G	G	L								
LC 051D 08									0.813	20.65	88.40	1.579	0.496	12.59	G	G	L								
LC 051D 09									0.875	22.23	81.20	1.450	0.530	13.47	G	G	L								
LC 051D 10									0.938	23.83	75.20	1.343	0.564	14.33	G	G	L								
LC 051D 11									1.000	25.40	69.90	1.248	0.599	15.21	G	G	L								
LC 051D 12									1.125	28.58	61.40	1.096	0.668	16.96	G	G	L								
LC 051D 13									1.250	31.75	54.70	0.976	0.737	18.71	G	G	L								
LC 051D 14									1.375	34.93	49.30	0.881	0.805	20.45	G	G	L								
LC 051D 15									1.500	38.10	44.90	0.802	0.874	22.20	G	G	L								
LC 051D 16									1.750	44.45	38.10	0.680	1.012	25.69	J	J	M								
LC 051D 17									2.000	50.80	33.10	0.591	1.149	29.19	J	J	M								
LC 051D 18									2.250	57.15	29.20	0.522	1.287	32.68	J	J	M								
LC 051D 19									2.500	63.50	26.20	0.467	1.424	36.17	J	J	M								

COMPRESSION SPRINGS



SPECIAL INSTRUCTIONS FOR COMPRESSION SERIES

STOCK NUMBERS: Add "M" to end of Stock Number for Music Wire; "S" for Type 302 Stainless; "S316" for Type 316 Stainless.
PRICING: See Inside Back Cover for up to 199 pricing. To price or order up to 1000 pcs., visit leespring.com; 1000+ pcs. contact Lee Spring.
CALCULATIONS: Spring Rate and Load at Solid Hgt. are for Music Wire. For Type 302 or Type 316 Stainless, multiply figures shown by 5/6 (.833).
 *Note: Type 302 may be substituted with Type 304 at Lee Spring's discretion.

COMPRESSION SPRINGS: STANDARD SERIES (INCH)

ENDS ARE GROUND • Music Wire (Plated), 302 Stainless Steel* (Passivated),
or 316 Stainless Steel (Passivated Ultrasonically Cleaned)

COMPRESSION SPRINGS

LEE STOCK NUMBER	OUTSIDE DIAMETER		TO WORK IN HOLE DIAMETER		WIRE DIAMETER		APPROX. LOAD AT SOLID HGT.		FREE LENGTH		SPRING RATE		SOLID HEIGHT		PRICE GROUP		
	IN.	MM	IN.	MM	IN.	MM	LB.	KG	IN.	MM	LB/IN.	KG/MM	IN.	MM	Music Wire	302 Stainless*	316 Stainless
LC 016DE 01	.312	7.92	.328	8.33	.016	.41	.553	.251	0.250	6.35	2.84	0.051	0.055	1.40	F	F	K
LC 016DE 02									0.313	7.95	2.21	0.039	0.061	1.56	F	G	L
LC 016DE 03									0.375	9.53	1.80	0.032	0.068	1.72	F	G	L
LC 016DE 04									0.438	11.13	1.52	0.027	0.074	1.88	F	G	L
LC 016DE 05									0.500	12.70	1.32	0.024	0.080	2.04	F	G	L
LC 016DE 06									0.563	14.30	1.17	0.021	0.086	2.20	F	G	L
LC 016DE 07									0.625	15.88	1.04	0.019	0.093	2.36	F	G	L
LC 016DE 08									0.688	17.48	0.94	0.017	0.099	2.52	F	G	L
LC 016DE 09									0.750	19.05	0.86	0.015	0.105	2.68	F	G	L
LC 016DE 10									0.813	20.65	0.79	0.014	0.112	2.84	F	G	L
LC 016DE 11									0.875	22.23	0.73	0.013	0.118	3.00	F	G	L
LC 016DE 12									0.938	23.83	0.68	0.012	0.124	3.16	F	G	L
LC 016DE 13									1.000	25.40	0.64	0.011	0.131	3.32	F	G	L
LC 016DE 14									1.250	31.75	0.51	0.009	0.156	3.96	J	J	M
LC 016DE 15									1.500	38.10	0.42	0.008	0.181	4.60	K	K	N
LC 016DE 16									1.750	44.45	0.36	0.006	0.206	5.25	K	K	N
LC 016DE 17									2.000	50.80	0.31	0.006	0.232	5.89	K	K	N
LC 023DE 01	.312	7.92	.328	8.33	.023	.58	1.195	.542	0.375	9.53	4.91	0.088	0.131	3.34	F	F	K
LC 023DE 02									0.438	11.13	4.12	0.074	0.147	3.75	F	F	K
LC 023DE 03									0.500	12.70	3.55	0.063	0.163	4.15	F	F	K
LC 023DE 04									0.563	14.30	3.12	0.056	0.179	4.56	F	F	K
LC 023DE 05									0.625	15.88	2.79	0.050	0.195	4.96	F	F	K
LC 023DE 06									0.688	17.48	2.51	0.045	0.211	5.37	F	F	K
LC 023DE 07									0.750	19.05	2.29	0.041	0.227	5.77	F	F	K
LC 023DE 08									0.813	20.65	2.10	0.038	0.243	6.18	F	F	K
LC 023DE 09									0.875	22.23	1.95	0.035	0.259	6.58	F	F	K
LC 023DE 10									0.938	23.83	1.81	0.032	0.275	6.99	F	F	K
LC 023DE 11									1.000	25.40	1.69	0.030	0.291	7.39	F	F	K
LC 023DE 12									1.250	31.75	1.34	0.024	0.355	9.01	F	F	K
LC 023DE 13									1.375	34.93	1.21	0.022	0.387	9.82	F	F	K
LC 023DE 14									1.500	38.10	1.11	0.020	0.419	10.63	F	F	K
LC 023DE 15									1.750	44.45	0.95	0.017	0.482	12.25	G	G	L
LC 023DE 16									2.000	50.80	0.83	0.015	0.546	13.87	G	G	L
LC 023DE 17									2.250	57.15	0.73	0.013	0.610	15.49	G	G	L
LC 023DE 18									2.500	63.50	0.66	0.012	0.674	17.11	G	G	L

SPECIAL INSTRUCTIONS FOR COMPRESSION SERIES

STOCK NUMBERS: Add "M" to end of Stock Number for Music Wire; "S" for Type 302 Stainless; "S316" for Type 316 Stainless.

PRICING: See Inside Back Cover for up to 199 pricing. To price or order up to 1000 pcs., visit leespring.com; 1000+ pcs. contact Lee Spring.

CALCULATIONS: Spring Rate and Load at Solid Hgt. are for Music Wire. For Type 302 or Type 316 Stainless, multiply figures shown by 5/6 (.833).


*Note: Type 302 may be substituted with Type 304 at Lee Spring's discretion.

COMPRESSION SPRINGS: STANDARD SERIES (INCH)

ENDS ARE GROUND • Music Wire (Plated), 302 Stainless Steel* (Passivated), or 316 Stainless Steel (Passivated Ultrasonically Cleaned)

LEE STOCK NUMBER	OUTSIDE DIAMETER		TO WORK IN HOLE DIAMETER		WIRE DIAMETER		APPROX. LOAD AT SOLID HGT.		FREE LENGTH		SPRING RATE		SOLID HEIGHT		PRICE GROUP		
	IN.	MM	IN.	MM	IN.	MM	LB.	KG	IN.	MM	LB/IN.	KG/MM	IN.	MM	Music Wire	302 Stainless*	316 Stainless
LC 026DE 01	.312	7.92	.328	8.33	.026	.66	2.417	1.096	0.438	11.13	8.33	0.149	0.148	3.75	F	F	K
LC 026DE 02									0.500	12.70	7.18	0.128	0.163	4.14	F	F	K
LC 026DE 03									0.563	14.30	6.29	0.112	0.178	4.53	F	F	K
LC 026DE 04									0.625	15.88	5.61	0.100	0.193	4.91	F	F	K
LC 026DE 05									0.688	17.48	5.05	0.09	0.209	5.30	F	F	K
LC 026DE 06									0.750	19.05	4.61	0.082	0.224	5.69	F	F	K
LC 026DE 07									0.813	20.65	4.22	0.075	0.239	6.08	F	F	K
LC 026DE 08									0.875	22.23	3.91	0.070	0.254	6.46	F	F	K
LC 026DE 09									0.938	23.83	3.63	0.065	0.270	6.85	F	F	K
LC 026DE 10									1.000	25.40	3.39	0.061	0.285	7.24	F	F	K
LC 026DE 11									1.250	31.75	2.68	0.048	0.346	8.79	F	F	K
LC 026DE 12									1.500	38.10	2.22	0.040	0.407	10.34	F	F	K
LC 026DE 13									1.750	44.45	1.89	0.034	0.468	11.89	F	F	K
LC 026DE 14									2.000	50.80	1.65	0.029	0.529	13.44	F	F	K
LC 026DE 15									2.250	57.15	1.46	0.026	0.590	14.99	G	G	L
LC 026DE 16									2.500	63.50	1.31	0.023	0.651	16.54	G	G	L
LC 047DE 01	.312	7.92	.328	8.74	.047	1.19	13.282	6.025	0.375	9.53	116.19	2.080	0.261	6.63	F	F	K
LC 047DE 02									0.438	11.13	94.91	1.699	0.297	7.54	F	F	K
LC 047DE 03									0.500	12.70	80.42	1.439	0.334	8.48	F	F	K
LC 047DE 04									0.563	14.30	69.76	1.249	0.370	9.40	F	F	K
LC 047DE 05									0.625	15.88	61.49	1.101	0.406	10.31	F	F	K
LC 047DE 06									0.688	17.48	55.06	0.986	0.443	11.25	F	F	K
LC 047DE 07									0.750	19.05	49.77	0.891	0.479	12.17	F	F	K
LC 047DE 08									0.813	20.65	45.47	0.814	0.516	13.11	F	F	K
LC 047DE 09									0.875	22.23	41.81	0.748	0.552	14.02	F	F	K
LC 047DE 10									0.938	23.83	38.73	0.693	0.588	14.94	F	F	K
LC 047DE 11									1.000	25.40	36.04	0.645	0.625	15.88	F	F	K
LC 047DE 12									1.125	28.58	31.67	0.567	0.698	17.73	G	G	L
LC 047DE 13									1.250	31.75	28.24	0.506	0.771	19.58	G	G	L
LC 047DE 14									1.375	34.93	25.49	0.456	0.844	21.44	G	G	L
LC 047DE 15									1.500	38.10	23.22	0.416	0.917	23.29	G	G	L
LC 047DE 16									1.750	44.45	19.72	0.353	1.063	27.00	G	G	L
LC 047DE 17	2.000	50.80	17.13	0.307	1.208	30.68	G	G	L								
LC 047DE 18	2.250	57.15	15.14	0.271	1.354	34.39	G	G	L								
LC 047DE 19	2.500	63.50	13.57	0.243	1.500	38.10	G	G	L								
LC 047DE 20	2.750	69.85	12.29	0.220	1.646	41.81	G	G	L								
LC 047DE 21	3.000	76.20	11.24	0.201	1.792	45.52	G	G	L								

COMPRESSION SPRINGS



SPECIAL INSTRUCTIONS FOR COMPRESSION SERIES

STOCK NUMBERS: Add "M" to end of Stock Number for Music Wire; "S" for Type 302 Stainless; "S316" for Type 316 Stainless.

PRICING: See Inside Back Cover for up to 199 pricing. To price or order up to 1000 pcs., visit leespring.com; 1000+ pcs. contact Lee Spring.

CALCULATIONS: Spring Rate and Load at Solid Hgt. are for Music Wire. For Type 302 or Type 316 Stainless, multiply figures shown by 5/6 (.833).

*Note: Type 302 may be substituted with Type 304 at Lee Spring's discretion.

COMPRESSION SPRINGS: STANDARD SERIES (INCH)

ENDS ARE GROUND • Music Wire (Plated), 302 Stainless Steel* (Passivated),
or 316 Stainless Steel (Passivated Ultrasonically Cleaned)

COMPRESSION SPRINGS

LEE STOCK NUMBER	OUTSIDE DIAMETER		TO WORK IN HOLE DIAMETER		WIRE DIAMETER		APPROX. LOAD AT SOLID HGT.		FREE LENGTH		SPRING RATE		SOLID HEIGHT		PRICE GROUP		
	IN.	MM	IN.	MM	IN.	MM	LB.	KG	IN.	MM	LB/IN.	KG/MM	IN.	MM	Music Wire	302 Stainless*	316 Stainless
LC 026E 01	.360	9.15	.375	9.53	.026	.66	3.500	1.588	0.500	12.70	9.00	0.161	0.108	2.74	F	F	K
LC 026E 02									0.563	14.30	8.00	0.143	0.115	2.92	F	F	K
LC 026E 03									0.625	15.88	7.00	0.125	0.124	3.15	F	F	K
LC 026E 04									0.688	17.48	6.50	0.116	0.131	3.33	F	F	K
LC 026E 05									0.750	19.05	6.00	0.107	0.138	3.51	F	F	K
LC 026E 06									0.813	20.65	5.50	0.098	0.144	3.66	F	F	K
LC 026E 07									0.875	22.23	5.00	0.089	0.151	3.84	F	F	K
LC 026E 08									0.938	23.83	4.50	0.080	0.157	3.99	F	F	K
LC 026E 09									1.000	25.40	4.00	0.071	0.170	4.32	F	F	K
LC 026E 10									1.125	28.58	3.50	0.063	0.190	4.83	F	F	K
LC 026E 11									1.250	31.75	3.30	0.059	0.210	5.33	F	F	K
LC 026E 12									1.500	38.10	2.70	0.048	0.239	6.07	F	F	K
LC 026E 13									1.750	44.45	2.40	0.043	0.250	6.35	F	F	K
LC 026E 14									2.000	50.80	2.10	0.037	0.278	7.06	F	F	K
LC 026E 15									2.250	57.15	1.90	0.034	0.317	8.05	G	G	L
LC 029E 01	.360	9.15	.375	9.53	.029	.74	4.500	2.038	0.500	12.70	12.20	0.218	0.141	3.58	F	F	K
LC 029E 02									0.563	14.30	10.70	0.191	0.151	3.84	F	F	K
LC 029E 03									0.625	15.88	9.60	0.171	0.161	4.09	F	F	K
LC 029E 04									0.688	17.48	8.60	0.153	0.171	4.34	F	F	K
LC 029E 05									0.750	19.05	7.60	0.136	0.181	4.60	F	F	K
LC 029E 06									0.813	20.65	7.00	0.125	0.192	4.88	F	F	K
LC 029E 07									0.875	22.23	6.50	0.116	0.202	5.13	F	F	K
LC 029E 08									0.938	23.83	6.10	0.109	0.213	5.41	F	F	K
LC 029E 09									1.000	25.40	5.70	0.102	0.222	5.64	F	F	K
LC 029E 10									1.125	28.58	5.00	0.089	0.242	6.15	F	F	K
LC 029E 11									1.250	31.75	4.40	0.078	0.264	6.70	F	F	K
LC 029E 12									1.375	34.93	4.00	0.071	0.283	7.19	F	F	K
LC 029E 13									1.500	38.10	3.70	0.066	0.304	7.72	F	F	K
LC 029E 14									1.750	44.45	3.20	0.057	0.334	8.48	F	F	K
LC 029E 15									2.000	50.80	2.70	0.048	0.384	9.75	G	G	L
LC 032E 0	.360	9.15	.375	9.53	.032	.81	6.300	2.858	0.375	9.53	25.50	0.455	0.120	3.05	F	F	K
LC 032E 01									0.500	12.70	18.00	0.321	0.145	3.68	F	F	K
LC 032E 02									0.563	14.30	16.00	0.285	0.161	4.09	F	F	K
LC 032E 03									0.625	15.88	14.50	0.258	0.169	4.29	F	F	K
LC 032E 04									0.688	17.48	13.00	0.232	0.177	4.50	F	F	K
LC 032E 05									0.750	19.05	12.00	0.214	0.185	4.70	F	F	K
LC 032E 06									0.813	20.65	11.00	0.196	0.201	5.10	F	F	K
LC 032E 07									0.875	22.23	10.00	0.179	0.209	5.31	F	F	K
LC 032E 08									0.938	23.83	9.50	0.169	0.225	5.72	F	F	K
LC 032E 09									1.000	25.40	8.50	0.152	0.241	6.12	F	F	K
LC 032E 10									1.125	28.58	7.50	0.134	0.265	6.73	F	F	K
LC 032E 11									1.250	31.75	7.00	0.125	0.277	7.04	F	F	K
LC 032E 12									1.375	34.93	6.50	0.116	0.297	7.54	F	F	K
LC 032E 13									1.500	38.10	5.50	0.098	0.338	8.59	F	F	K
LC 032E 14									1.750	44.45	4.60	0.082	0.381	9.68	F	F	K
LC 032E 15									2.000	50.80	4.00	0.071	0.421	10.69	G	G	L
LC 032E 16									2.250	57.15	3.60	0.064	0.471	11.96	G	G	L
LC 032E 17	2.500	63.50	3.20	0.057	0.514	13.06	G	G	L								

SPECIAL INSTRUCTIONS FOR COMPRESSION SERIES

STOCK NUMBERS: Add "M" to end of Stock Number for Music Wire; "S" for Type 302 Stainless; "S316" for Type 316 Stainless.

PRICING: See Inside Back Cover for up to 199 pricing. To price or order up to 1000 pcs., visit leespring.com; 1000+ pcs. contact Lee Spring.

CALCULATIONS: Spring Rate and Load at Solid Hgt. are for Music Wire. For Type 302 or Type 316 Stainless, multiply figures shown by 5/6 (.833).


*Note: Type 302 may be substituted with Type 304 at Lee Spring's discretion.

COMPRESSION SPRINGS: STANDARD SERIES (INCH)

ENDS ARE GROUND • Music Wire (Plated), 302 Stainless Steel* (Passivated),
or 316 Stainless Steel (Passivated Ultrasonically Cleaned)

LEE STOCK NUMBER	OUTSIDE DIAMETER		TO WORK IN HOLE DIAMETER		WIRE DIAMETER		APPROX. LOAD AT SOLID HGT.		FREE LENGTH		SPRING RATE		SOLID HEIGHT		PRICE GROUP		
	IN.	MM	IN.	MM	IN.	MM	LB.	KG	IN.	MM	LB./IN.	KG/MM	IN.	MM	Music Wire	302 Stainless*	316 Stainless
															M	S	S316
LC 035E 01	.360	9.15	.375	9.53	.035	.89	7.750	3.510	0.438	11.13	27.80	0.496	0.164	4.16	F	F	K
LC 035E 02									0.500	12.70	23.70	0.422	0.178	4.52	F	F	K
LC 035E 03									0.563	14.30	20.30	0.362	0.194	4.93	F	F	K
LC 035E 04									0.625	15.88	18.00	0.321	0.208	5.28	F	F	K
LC 035E 05									0.688	17.48	16.00	0.285	0.223	5.66	F	F	K
LC 035E 06									0.750	19.05	14.70	0.262	0.238	6.04	F	F	K
LC 035E 07									0.813	20.65	13.30	0.237	0.252	6.40	F	F	K
LC 035E 08									0.875	22.23	12.50	0.223	0.266	6.76	F	F	K
LC 035E 09									0.938	23.83	11.70	0.209	0.279	7.09	F	F	K
LC 035E 10									1.000	25.40	11.00	0.196	0.293	7.44	F	F	K
LC 035E 11									1.125	28.58	9.50	0.169	0.325	8.26	F	F	K
LC 035E 12									1.250	31.75	8.60	0.153	0.351	8.92	F	F	K
LC 035E 13									1.375	34.93	7.70	0.137	0.381	9.68	F	F	K
LC 035E 14									1.500	38.10	7.00	0.125	0.410	10.41	F	F	K
LC 035E 15									1.750	44.45	6.10	0.109	0.465	11.81	G	G	L
LC 035E 16									2.000	50.80	5.20	0.093	0.525	13.34	G	G	L
LC 035E 17									2.250	57.15	4.60	0.082	0.580	14.73	G	G	L
LC 035E 18									2.500	63.50	4.10	0.073	0.640	16.26	G	G	L
LC 038E 01	.360	9.15	.375	9.53	.038	.96	10.300	4.672	0.438	11.13	38.00	0.679	0.172	4.37	F	F	K
LC 038E 02									0.500	12.70	32.00	0.570	0.191	4.85	F	F	K
LC 038E 03									0.563	14.30	28.00	0.499	0.200	5.08	F	F	K
LC 038E 04									0.625	15.88	25.00	0.446	0.219	5.56	F	F	K
LC 038E 05									0.688	17.48	22.00	0.392	0.239	6.07	F	F	K
LC 038E 06									0.750	19.05	21.00	0.374	0.248	6.30	F	F	K
LC 038E 07									0.813	20.65	19.00	0.339	0.267	6.78	F	F	K
LC 038E 08									0.875	22.23	17.00	0.303	0.286	7.26	F	F	K
LC 038E 09									0.938	23.83	16.00	0.285	0.305	7.75	F	F	K
LC 038E 10									1.000	25.40	15.00	0.267	0.324	8.23	F	F	K
LC 038E 11									1.125	28.58	13.00	0.232	0.352	8.94	F	F	K
LC 038E 12									1.250	31.75	12.00	0.214	0.381	9.68	F	F	K
LC 038E 13									1.375	34.93	10.00	0.178	0.438	11.12	F	F	K
LC 038E 14									1.500	38.10	9.00	0.161	0.477	12.12	F	F	K
LC 038E 15									1.750	44.45	8.20	0.146	0.518	13.16	G	G	L
LC 038E 16									2.000	50.80	7.50	0.134	0.575	14.60	G	G	L
LC 038E 17									2.250	57.15	6.50	0.116	0.632	16.05	G	G	L
LC 038E 18									2.500	63.50	5.80	0.103	0.714	18.14	G	G	L

COMPRESSION SPRINGS



SPECIAL INSTRUCTIONS FOR COMPRESSION SERIES

STOCK NUMBERS: Add "M" to end of Stock Number for Music Wire; "S" for Type 302 Stainless; "S316" for Type 316 Stainless.

PRICING: See Inside Back Cover for up to 199 pricing. To price or order up to 1000 pcs., visit leespring.com; 1000+ pcs. contact Lee Spring.

CALCULATIONS: Spring Rate and Load at Solid Hgt. are for Music Wire. For Type 302 or Type 316 Stainless, multiply figures shown by 5/6 (.833).

*Note: Type 302 may be substituted with Type 304 at Lee Spring's discretion.

COMPRESSION SPRINGS: STANDARD SERIES (INCH)

ENDS ARE GROUND • Music Wire (Plated), 302 Stainless Steel* (Passivated),
or 316 Stainless Steel (Passivated Ultrasonically Cleaned)

COMPRESSION SPRINGS

LEE STOCK NUMBER	OUTSIDE DIAMETER		TO WORK IN HOLE DIAMETER		WIRE DIAMETER		APPROX. LOAD AT SOLID HGT.		FREE LENGTH		SPRING RATE		SOLID HEIGHT		PRICE GROUP		
	IN.	MM	IN.	MM	IN.	MM	LB.	KG	IN.	MM	LB/IN.	KG/MM	IN.	MM	Music Wire	302 Stainless*	316 Stainless
LC 040E 01	.360	9.15	.375	9.53	.040	1.02	11.500	5.208	0.438	11.13	44.20	0.788	0.196	4.98	F	F	K
LC 040E 02									0.500	12.70	38.20	0.681	0.214	5.44	F	F	K
LC 040E 03									0.563	14.30	33.00	0.588	0.234	5.94	F	F	K
LC 040E 04									0.625	15.88	28.60	0.510	0.254	6.45	F	F	K
LC 040E 05									0.688	17.48	26.20	0.467	0.270	6.86	F	F	K
LC 040E 06									0.750	19.05	24.00	0.428	0.290	7.37	F	F	K
LC 040E 07									0.813	20.65	22.20	0.396	0.306	7.77	F	F	K
LC 040E 08									0.875	22.23	20.20	0.360	0.326	8.28	F	F	K
LC 040E 09									0.938	23.83	18.80	0.335	0.342	8.69	F	F	K
LC 040E 10									1.000	25.40	17.40	0.310	0.362	9.19	F	F	K
LC 040E 11									1.125	28.58	15.40	0.274	0.398	10.11	F	F	K
LC 040E 12									1.250	31.75	13.80	0.246	0.435	11.05	F	F	K
LC 040E 13									1.375	34.93	12.40	0.221	0.475	12.06	F	F	K
LC 040E 14									1.500	38.10	11.50	0.205	0.510	12.95	F	F	K
LC 040E 15									1.750	44.45	9.70	0.173	0.586	14.88	F	F	K
LC 040E 16									2.000	50.80	8.60	0.153	0.660	16.76	G	G	L
LC 040E 17									2.250	57.15	7.50	0.134	0.730	18.54	G	G	L
LC 040E 18									2.500	63.50	6.60	0.118	0.810	20.57	G	G	L
LC 042E 01	.360	9.15	.375	9.53	.042	1.07	13.500	6.124	0.438	11.13	56.00	1.000	0.201	5.11	F	F	K
LC 042E 02									0.500	12.70	46.00	0.820	0.222	5.64	F	F	K
LC 042E 03									0.563	14.30	42.00	0.749	0.232	5.89	F	F	K
LC 042E 04									0.625	15.88	37.00	0.660	0.253	6.43	F	F	K
LC 042E 05									0.688	17.48	33.00	0.588	0.274	6.96	F	F	K
LC 042E 06									0.750	19.05	31.00	0.553	0.285	7.24	F	F	K
LC 042E 07									0.813	20.65	28.00	0.500	0.306	7.77	F	F	K
LC 042E 08									0.875	22.23	25.00	0.446	0.337	8.56	F	F	K
LC 042E 09									0.938	23.83	23.00	0.410	0.359	9.12	F	F	K
LC 042E 10									1.000	25.40	21.00	0.374	0.379	9.63	F	F	K
LC 042E 11									1.125	28.58	19.00	0.339	0.411	10.44	F	F	K
LC 042E 12									1.250	31.75	17.00	0.303	0.453	11.51	F	F	K
LC 042E 13									1.375	34.93	16.00	0.285	0.485	12.32	F	F	K
LC 042E 14									1.500	38.10	14.50	0.259	0.527	13.39	F	F	K
LC 042E 15									1.750	44.45	12.00	0.214	0.614	15.60	G	G	L
LC 042E 16									2.000	50.80	10.50	0.187	0.677	17.20	G	G	L
LC 042E 17									2.250	57.15	9.00	0.160	0.769	19.53	G	G	L
LC 042E 18									2.500	63.50	8.25	0.147	0.850	21.59	G	G	L

SPECIAL INSTRUCTIONS FOR COMPRESSION SERIES

STOCK NUMBERS: Add "M" to end of Stock Number for Music Wire; "S" for Type 302 Stainless; "S316" for Type 316 Stainless.

PRICING: See Inside Back Cover for up to 199 pricing. To price or order up to 1000 pcs., visit leespring.com; 1000+ pcs. contact Lee Spring.

CALCULATIONS: Spring Rate and Load at Solid Hgt. are for Music Wire. For Type 302 or Type 316 Stainless, multiply figures shown by 5/6 (.833).


*Note: Type 302 may be substituted with Type 304 at Lee Spring's discretion.

COMPRESSION SPRINGS: STANDARD SERIES (INCH)

ENDS ARE GROUND • Music Wire (Plated), 302 Stainless Steel* (Passivated),
or 316 Stainless Steel (Passivated Ultrasonically Cleaned)

LEE STOCK NUMBER	OUTSIDE DIAMETER		TO WORK IN HOLE DIAMETER		WIRE DIAMETER		APPROX. LOAD AT SOLID HGT.		FREE LENGTH		SPRING RATE		SOLID HEIGHT		PRICE GROUP		
	IN.	MM	IN.	MM	IN.	MM	LB.	KG	IN.	MM	LB/IN.	KG/MM	IN.	MM	Music Wire	302 Stainless*	316 Stainless
															M	S	S316
LC 045E 01	.360	9.15	.375	9.53	.045	1.14	16.500	7.484	0.438	11.13	75.00	1.339	0.215	5.46	F	F	K
LC 045E 02									0.500	12.70	65.00	1.159	0.232	5.89	F	F	K
LC 045E 03									0.563	14.30	55.00	0.981	0.260	6.60	F	F	K
LC 045E 04									0.625	15.88	49.00	0.874	0.271	6.88	F	F	K
LC 045E 05									0.688	17.48	44.00	0.784	0.294	7.47	F	F	K
LC 045E 06									0.750	19.05	40.00	0.713	0.316	8.03	F	F	K
LC 045E 07									0.813	20.65	37.00	0.661	0.339	8.61	F	F	K
LC 045E 08									0.875	22.23	33.00	0.588	0.361	9.17	F	F	K
LC 045E 09									0.938	23.83	30.00	0.535	0.395	10.03	F	F	K
LC 045E 10									1.000	25.40	28.00	0.499	0.417	10.59	F	F	K
LC 045E 11									1.125	28.58	25.00	0.446	0.451	11.46	F	F	K
LC 045E 12									1.250	31.75	22.00	0.392	0.512	13.00	F	F	K
LC 045E 13									1.375	34.93	20.00	0.357	0.541	13.74	F	F	K
LC 045E 14									1.500	38.10	18.00	0.321	0.586	14.88	F	F	K
LC 045E 15									1.750	44.45	15.50	0.276	0.681	17.30	G	G	L
LC 045E 16									2.000	50.80	13.30	0.237	0.762	19.35	G	G	L
LC 045E 17									2.250	57.15	11.80	0.210	0.851	21.62	G	G	L
LC 045E 18									2.500	63.50	10.60	0.189	0.945	24.00	G	G	L
LC 045E 19									2.750	69.85	9.37	0.167	1.045	26.54	G	G	L
LC 047E 01	.360	9.15	.375	9.53	.047	1.19	20.800	9.430	0.438	11.13	93.00	1.660	0.221	5.62	F	F	K
LC 047E 02									0.500	12.70	78.80	1.407	0.243	6.18	F	F	K
LC 047E 03									0.563	14.30	68.20	1.218	0.266	6.76	F	F	K
LC 047E 04									0.625	15.88	60.20	1.076	0.289	7.33	F	F	K
LC 047E 05									0.688	17.48	53.80	0.962	0.311	7.91	F	F	K
LC 047E 06									0.750	19.05	48.80	0.871	0.334	8.48	F	F	K
LC 047E 07									0.813	20.65	44.50	0.794	0.357	9.06	F	F	K
LC 047E 08									0.875	22.23	41.00	0.731	0.379	9.63	F	F	K
LC 047E 09									0.938	23.83	37.90	0.677	0.402	10.20	F	F	K
LC 047E 10									1.000	25.40	35.30	0.630	0.424	10.77	F	F	K
LC 047E 11									1.125	28.58	31.00	0.554	0.469	11.92	F	F	K
LC 047E 12									1.250	31.75	27.70	0.494	0.514	13.07	G	G	L
LC 047E 13									1.375	34.93	25.00	0.446	0.560	14.21	G	G	L
LC 047E 14									1.500	38.10	22.70	0.406	0.605	15.36	G	G	L
LC 047E 15									1.750	44.45	19.30	0.345	0.695	17.66	G	G	L
LC 047E 16									2.000	50.80	16.80	0.300	0.785	19.95	J	J	M
LC 047E 17									2.250	57.15	14.80	0.265	0.876	22.24	J	J	M
LC 047E 18									2.500	63.50	13.30	0.237	0.966	24.54	J	J	M
LC 047E 19									2.750	69.85	12.00	0.215	1.056	26.83	K	L	P
LC 047E 20									3.000	76.20	11.00	0.197	1.147	29.13	K	L	P
LC 047E 21									3.250	82.55	10.10	0.180	1.241	31.52	K	M	R
LC 047E 22									3.500	88.90	9.40	0.168	1.326	33.68	K	M	R

COMPRESSION SPRINGS



SPECIAL INSTRUCTIONS FOR COMPRESSION SERIES

STOCK NUMBERS: Add "M" to end of Stock Number for Music Wire; "S" for Type 302 Stainless; "S316" for Type 316 Stainless.

PRICING: See Inside Back Cover for up to 199 pricing. To price or order up to 1000 pcs., visit leespring.com; 1000+ pcs. contact Lee Spring.

CALCULATIONS: Spring Rate and Load at Solid Hgt. are for Music Wire. For Type 302 or Type 316 Stainless, multiply figures shown by 5/6 (.833).

*Note: Type 302 may be substituted with Type 304 at Lee Spring's discretion.

COMPRESSION SPRINGS: STANDARD SERIES (INCH)

ENDS ARE GROUND • Music Wire (Plated), 302 Stainless Steel* (Passivated),
or 316 Stainless Steel (Passivated Ultrasonically Cleaned)

COMPRESSION SPRINGS

LEE STOCK NUMBER	OUTSIDE DIAMETER		TO WORK IN HOLE DIAMETER		WIRE DIAMETER		APPROX. LOAD AT SOLID HGT.		FREE LENGTH		SPRING RATE		SOLID HEIGHT		PRICE GROUP		
	IN.	MM	IN.	MM	IN.	MM	LB.	KG	IN.	MM	LB/IN.	KG/MM	IN.	MM	Music Wire	302 Stainless*	316 Stainless
															M	S	S316
LC 049E 01									0.438	11.13	109.10	1.948	0.234	5.94	F	F	K
LC 049E 02									0.500	12.70	92.20	1.647	0.258	6.56	F	F	K
LC 049E 03									0.563	14.30	79.90	1.427	0.282	7.17	F	F	K
LC 049E 04									0.625	15.88	70.40	1.257	0.307	7.80	F	F	K
LC 049E 05									0.688	17.48	63.00	1.124	0.331	8.42	F	F	K
LC 049E 06									0.750	19.05	56.90	1.016	0.356	9.04	F	F	K
LC 049E 07									0.813	20.65	51.90	0.928	0.380	9.66	F	F	K
LC 049E 08									0.875	22.23	47.70	0.852	0.405	10.29	F	F	K
LC 049E 09									1.000	25.40	41.10	0.734	0.454	11.53	F	F	K
LC 049E 10									1.125	28.58	36.10	0.645	0.503	12.77	G	G	L
LC 049E 11	.360	9.15	.375	9.53	.049	1.24	23.000	10.430	1.250	31.75	32.20	0.575	0.552	14.01	G	G	L
LC 049E 12									1.375	34.93	29.00	0.519	0.601	15.25	G	G	L
LC 049E 13									1.500	38.10	26.50	0.472	0.649	16.50	G	G	L
LC 049E 14									1.750	44.45	22.40	0.401	0.747	18.98	J	J	M
LC 049E 15									2.000	50.80	19.50	0.348	0.845	21.47	J	J	M
LC 049E 16									2.250	57.15	17.20	0.308	0.943	23.95	J	J	M
LC 049E 17									2.500	63.50	15.40	0.276	1.041	26.43	J	K	N
LC 049E 18									2.750	69.85	14.00	0.250	1.139	28.92	K	M	R
LC 049E 19									3.000	76.20	12.80	0.228	1.236	31.40	K	M	R
LC 049E 20									3.250	82.55	11.80	0.211	1.330	33.79	K	M	R
LC 049E 21									3.500	88.90	10.90	0.195	1.432	36.37	K	M	R
LC 051E 01									0.438	11.13	127.71	2.281	0.246	6.26	F	F	K
LC 051E 02									0.500	12.70	107.82	1.925	0.272	6.92	F	F	K
LC 051E 03									0.563	14.30	93.28	1.666	0.298	7.58	F	F	K
LC 051E 04									0.625	15.88	82.05	1.465	0.325	8.25	F	F	K
LC 051E 05									0.688	17.48	73.35	1.310	0.351	8.91	F	F	K
LC 051E 06									0.750	19.05	66.22	1.183	0.377	9.59	F	F	K
LC 051E 07									0.813	20.65	60.44	1.079	0.403	10.25	F	F	K
LC 051E 08									0.875	22.23	55.51	0.991	0.430	10.92	F	F	K
LC 051E 09									1.000	25.40	47.78	0.853	0.482	12.25	F	F	K
LC 051E 10									1.125	28.58	41.95	0.749	0.535	13.59	G	G	L
LC 051E 11	.360	9.15	.375	9.53	.051	1.30	25.500	11.570	1.250	31.75	37.38	0.668	0.587	14.92	G	G	L
LC 051E 12									1.375	34.93	33.71	0.602	0.640	16.26	G	G	L
LC 051E 13									1.500	38.10	30.69	0.548	0.693	17.59	G	G	L
LC 051E 14									1.750	44.45	26.04	0.465	0.798	20.26	J	J	M
LC 051E 15									2.000	50.80	22.61	0.404	0.903	22.93	J	J	M
LC 051E 16									2.250	57.15	19.98	0.357	1.008	25.60	J	J	M
LC 051E 17									2.500	63.50	17.89	0.320	1.113	28.27	J	J	M
LC 051E 18									2.750	69.85	16.20	0.289	1.218	30.93	K	M	R
LC 051E 19									3.000	76.20	14.81	0.264	1.323	33.60	K	M	R
LC 051E 20									3.250	82.55	13.60	0.243	1.434	36.41	K	M	R
LC 051E 21									3.500	88.90	12.60	0.225	1.539	39.09	K	M	R

SPECIAL INSTRUCTIONS FOR COMPRESSION SERIES

STOCK NUMBERS: Add "M" to end of Stock Number for Music Wire; "S" for Type 302 Stainless; "S316" for Type 316 Stainless.

PRICING: See Inside Back Cover for up to 199 pricing. To price or order up to 1000 pcs., visit leespring.com; 1000+ pcs. contact Lee Spring.

CALCULATIONS: Spring Rate and Load at Solid Hgt. are for Music Wire. For Type 302 or Type 316 Stainless, multiply figures shown by 5/6 (.833).


*Note: Type 302 may be substituted with Type 304 at Lee Spring's discretion.

COMPRESSION SPRINGS: STANDARD SERIES (INCH)

ENDS ARE GROUND • Music Wire (Plated), 302 Stainless Steel* (Passivated),
or 316 Stainless Steel (Passivated Ultrasonically Cleaned)

LEE STOCK NUMBER	OUTSIDE DIAMETER		TO WORK IN HOLE DIAMETER		WIRE DIAMETER		APPROX. LOAD AT SOLID HGT.		FREE LENGTH		SPRING RATE		SOLID HEIGHT		PRICE GROUP										
	IN.	MM	IN.	MM	IN.	MM	LB.	KG	IN.	MM	LB./IN.	KG/MM	IN.	MM	Music Wire	302 Stainless*	316 Stainless								
															M	S	S316								
LC 055E 01	.360	9.15	.375	9.53	.055	1.40	30.750	13.950	0.438	11.13	174.90	3.123	0.270	6.86	F	F	K								
LC 055E 02									0.500	12.70	147.10	2.626	0.300	7.61	F	F	K								
LC 055E 03									0.563	14.30	126.90	2.266	0.329	8.36	F	F	K								
LC 055E 04									0.625	15.88	111.40	1.989	0.359	9.13	F	F	K								
LC 055E 05									0.688	17.48	99.40	1.775	0.389	9.88	F	F	K								
LC 055E 06									0.750	19.05	89.60	1.600	0.419	10.65	F	F	K								
LC 055E 07									0.813	20.65	81.70	1.459	0.449	11.40	F	F	K								
LC 055E 08									0.875	22.23	75.00	1.339	0.479	12.16	F	F	K								
LC 055E 09									1.000	25.40	64.40	1.151	0.539	13.68	F	F	K								
LC 055E 10									1.125	28.58	56.50	1.009	0.598	15.20	G	G	L								
LC 055E 11									.360	9.15	.375	9.53	.055	1.40	30.750	13.950	1.250	31.75	50.30	0.898	0.658	16.71	G	G	L
LC 055E 12																	1.375	34.93	45.30	0.810	0.718	18.23	G	G	L
LC 055E 13																	1.500	38.10	41.30	0.737	0.777	19.75	G	G	L
LC 055E 14																	1.750	44.45	35.00	0.625	0.897	22.78	J	J	M
LC 055E 15																	2.000	50.80	30.30	0.542	1.016	25.82	J	J	M
LC 055E 16																	2.250	57.15	26.80	0.479	1.136	28.85	J	K	N
LC 055E 17																	2.500	63.50	24.00	0.429	1.255	31.88	J	K	N
LC 055E 18																	2.750	69.85	21.70	0.388	1.375	34.92	K	M	R
LC 055E 19																	3.000	76.20	19.80	0.354	1.494	37.95	K	M	R
LC 055E 20																	3.250	82.55	18.50	0.330	1.595	40.51	K	M	R
LC 055E 21									3.500	88.90	17.10	0.305	1.716	43.59	K	M	R								
LC 059E 01	.360	9.15	.375	9.53	.059	1.50	35.050	15.900	0.438	11.13	232.19	4.146	0.296	7.51	G	G	L								
LC 059E 02									0.500	12.70	194.50	3.473	0.329	8.37	G	G	L								
LC 059E 03									0.563	14.30	167.34	2.988	0.363	9.22	G	G	L								
LC 059E 04									0.625	15.88	146.55	2.617	0.397	10.09	G	G	L								
LC 059E 05									0.688	17.48	130.58	2.332	0.431	10.95	G	G	L								
LC 059E 06									0.750	19.05	117.56	2.099	0.465	11.82	G	G	L								
LC 059E 07									0.813	20.65	107.06	1.912	0.499	12.68	G	G	L								
LC 059E 08									0.875	22.23	98.15	1.753	0.533	13.55	G	G	L								
LC 059E 09									1.000	25.40	84.24	1.504	0.601	15.28	G	G	L								
LC 059E 10									1.125	28.58	73.78	1.318	0.669	17.00	J	J	M								
LC 059E 11									.360	9.15	.375	9.53	.059	1.50	35.050	15.900	1.250	31.75	65.64	1.172	0.737	18.73	J	J	M
LC 059E 12																	1.375	34.93	59.11	1.056	0.805	20.46	J	J	M
LC 059E 13																	1.500	38.10	53.76	0.960	0.873	22.18	J	J	M
LC 059E 14																	1.750	44.45	45.53	0.813	1.009	25.64	J	J	M
LC 059E 15																	2.000	50.80	39.48	0.705	1.145	29.09	J	J	M
LC 059E 16																	2.250	57.15	34.85	0.622	1.281	32.55	K	L	P
LC 059E 17																	2.500	63.50	31.19	0.557	1.417	36.00	K	L	P
LC 059E 18																	2.750	69.85	28.23	0.504	1.553	39.46	L	M	R
LC 059E 19																	3.000	76.20	25.78	0.460	1.689	42.91	L	M	R
LC 059E 20																	3.250	82.55	23.70	0.423	1.831	46.50	L	M	R
LC 059E 21									3.500	88.90	21.80	0.389	1.979	50.28	L	M	R								

COMPRESSION SPRINGS



SPECIAL INSTRUCTIONS FOR COMPRESSION SERIES

STOCK NUMBERS: Add "M" to end of Stock Number for Music Wire; "S" for Type 302 Stainless; "S316" for Type 316 Stainless.

PRICING: See Inside Back Cover for up to 199 pricing. To price or order up to 1000 pcs., visit leespring.com; 1000+ pcs. contact Lee Spring.

CALCULATIONS: Spring Rate and Load at Solid Hgt. are for Music Wire. For Type 302 or Type 316 Stainless, multiply figures shown by 5/6 (.833).

*Note: Type 302 may be substituted with Type 304 at Lee Spring's discretion.

COMPRESSION SPRINGS: STANDARD SERIES (INCH)

ENDS ARE GROUND • Music Wire (Plated), 302 Stainless Steel* (Passivated),
or 316 Stainless Steel (Passivated Ultrasonically Cleaned)

COMPRESSION SPRINGS

LEE STOCK NUMBER	OUTSIDE DIAMETER		TO WORK IN HOLE DIAMETER		WIRE DIAMETER		APPROX. LOAD AT SOLID HGT.		FREE LENGTH		SPRING RATE		SOLID HEIGHT		PRICE GROUP		
	IN.	MM	IN.	MM	IN.	MM	LB.	KG	IN.	MM	LB/IN.	KG/MM	IN.	MM	Music Wire	302 Stainless*	316 Stainless
LC 026EE 01	.375	9.53	.391	9.92	.026	.66	2.353	1.067	0.500	12.70	6.24	0.111	0.123	3.12	F	F	K
LC 026EE 02									0.563	14.30	5.47	0.098	0.133	3.37	F	F	K
LC 026EE 03									0.625	15.88	4.88	0.087	0.142	3.61	F	F	K
LC 026EE 04									0.688	17.48	4.39	0.078	0.152	3.86	F	F	K
LC 026EE 05									0.750	19.05	4.00	0.071	0.161	4.10	F	F	K
LC 026EE 06									0.813	20.65	3.67	0.066	0.171	4.35	F	F	K
LC 026EE 07									0.875	22.23	3.40	0.061	0.181	4.59	F	F	K
LC 026EE 08									0.938	23.83	3.15	0.056	0.190	4.84	F	F	K
LC 026EE 09									1.000	25.40	2.95	0.053	0.200	5.08	F	F	K
LC 026EE 10									1.125	28.58	2.60	0.047	0.219	5.57	F	F	K
LC 026EE 11									1.250	31.75	2.33	0.042	0.239	6.06	F	F	K
LC 026EE 12									1.500	38.10	1.93	0.034	0.277	7.04	F	F	K
LC 026EE 13									1.750	44.45	1.65	0.029	0.316	8.03	F	F	K
LC 026EE 14									2.000	50.80	1.43	0.026	0.355	9.01	F	F	K
LC 026EE 15									2.250	57.15	1.27	0.023	0.393	9.99	G	G	L
LC 032EE 01	.375	9.53	.391	9.92	.032	.81	3.808	1.727	0.375	9.53	16.48	0.294	0.144	3.66	F	F	K
LC 032EE 02									0.500	12.70	11.75	0.210	0.175	4.45	F	F	K
LC 032EE 03									0.563	14.30	10.27	0.183	0.191	4.85	F	F	K
LC 032EE 04									0.625	15.88	9.13	0.163	0.207	5.25	F	F	K
LC 032EE 05									0.688	17.48	8.21	0.147	0.222	5.65	F	F	K
LC 032EE 06									0.750	19.05	7.47	0.133	0.238	6.04	F	F	K
LC 032EE 07									0.813	20.65	6.84	0.122	0.254	6.44	F	F	K
LC 032EE 08									0.875	22.23	6.32	0.113	0.269	6.84	F	F	K
LC 032EE 09									0.938	23.83	5.86	0.105	0.285	7.24	F	F	K
LC 032EE 10									1.000	25.40	5.47	0.098	0.301	7.64	F	F	K
LC 032EE 11									1.125	28.58	4.83	0.086	0.332	8.43	F	F	K
LC 032EE 12									1.250	31.75	4.32	0.077	0.363	9.23	F	F	K
LC 032EE 13									1.375	34.93	3.91	0.070	0.395	10.02	F	F	K
LC 032EE 14									1.500	38.10	3.57	0.064	0.426	10.82	F	F	K
LC 032EE 15									1.750	44.45	3.04	0.054	0.489	12.41	F	F	K
LC 032EE 16									2.000	50.80	2.65	0.047	0.551	14.00	G	G	L
LC 032EE 17									2.250	57.15	2.34	0.042	0.614	15.59	G	G	L
LC 032EE 18									2.500	63.50	2.10	0.038	0.677	17.19	G	G	L

SPECIAL INSTRUCTIONS FOR COMPRESSION SERIES

STOCK NUMBERS: Add "M" to end of Stock Number for Music Wire; "S" for Type 302 Stainless; "S316" for Type 316 Stainless.

PRICING: See Inside Back Cover for up to 199 pricing. To price or order up to 1000 pcs., visit leespring.com; 1000+ pcs. contact Lee Spring.

CALCULATIONS: Spring Rate and Load at Solid Hgt. are for Music Wire. For Type 302 or Type 316 Stainless, multiply figures shown by 5/6 (.833).


*Note: Type 302 may be substituted with Type 304 at Lee Spring's discretion.

COMPRESSION SPRINGS: STANDARD SERIES (INCH)

ENDS ARE GROUND • Music Wire (Plated), 302 Stainless Steel* (Passivated),
or 316 Stainless Steel (Passivated Ultrasonically Cleaned)

LEE STOCK NUMBER	OUTSIDE DIAMETER		TO WORK IN HOLE DIAMETER		WIRE DIAMETER		APPROX. LOAD AT SOLID HGT.		FREE LENGTH		SPRING RATE		SOLID HEIGHT		PRICE GROUP										
	IN.	MM	IN.	MM	IN.	MM	LB.	KG	IN.	MM	LB./IN.	KG/MM	IN.	MM	Music Wire	302 Stainless*	316 Stainless								
															M	S	S316								
LC 035EE 01	.375	9.53	.391	9.92	.035	.89	4.483	2.034	0.438	11.13	17.90	0.320	0.187	4.76	F	F	K								
LC 035EE 02									0.500	12.70	15.32	0.273	0.207	5.26	F	F	K								
LC 035EE 03									0.563	14.30	13.36	0.239	0.227	5.76	F	F	K								
LC 035EE 04									0.625	15.88	11.87	0.212	0.246	6.25	F	F	K								
LC 035EE 05									0.688	17.48	10.66	0.190	0.266	6.75	F	F	K								
LC 035EE 06									0.750	19.05	9.68	0.173	0.285	7.25	F	F	K								
LC 035EE 07									0.813	20.65	8.86	0.158	0.305	7.75	F	F	K								
LC 035EE 08									0.875	22.23	8.18	0.146	0.324	8.24	F	F	K								
LC 035EE 09									.390	9.91	.406	10.31	.043	1.09	11.000	4.982	0.938	23.83	7.59	0.135	0.344	8.74	F	F	K
LC 035EE 10																	1.000	25.40	7.08	0.126	0.364	9.24	F	F	K
LC 035EE 11																	1.125	28.58	6.24	0.111	0.403	10.23	F	F	K
LC 035EE 12																	1.250	31.75	5.58	0.100	0.442	11.23	F	F	K
LC 035EE 13																	1.375	34.93	5.05	0.090	0.481	12.22	F	F	K
LC 035EE 14																	1.500	38.10	4.61	0.082	0.520	13.22	F	F	K
LC 035EE 15																	1.750	44.45	3.92	0.070	0.599	15.21	G	G	L
LC 035EE 16																	2.000	50.80	3.41	0.061	0.677	17.20	G	G	L
LC 035EE 17																	2.250	57.15	3.02	0.054	0.756	19.19	G	G	L
LC 035EE 18																	2.500	63.50	2.71	0.048	0.834	21.18	G	G	L
LC 043EF 01	.390	9.91	.406	10.31	.043	1.09	11.000	4.982	0.500	12.70	38.00	0.678	0.224	5.69	G	G	L								
LC 043EF 02									0.563	14.30	33.00	0.588	0.245	6.22	G	G	L								
LC 043EF 03									0.625	15.88	28.50	0.508	0.267	6.78	G	G	L								
LC 043EF 04									0.688	17.48	26.00	0.464	0.288	7.32	G	G	L								
LC 043EF 05									0.750	19.05	24.00	0.428	0.310	7.87	G	G	L								
LC 043EF 06									0.813	20.65	22.00	0.392	0.327	8.30	G	G	L								
LC 043EF 07									0.875	22.23	20.00	0.357	0.348	8.84	G	G	L								
LC 043EF 08									0.938	23.83	18.25	0.325	0.370	9.40	G	G	L								
LC 043EF 09									1.000	25.40	17.00	0.303	0.391	9.93	G	G	L								
LC 043EF 10									1.125	28.58	15.00	0.267	0.435	11.05	G	G	L								
LC 043EF 11									1.250	31.75	13.50	0.241	0.473	12.01	G	G	L								
LC 043EF 12									1.375	34.93	12.25	0.218	0.516	13.11	G	G	L								
LC 043EF 13	1.500	38.10	11.25	0.200	0.559	14.20	G	G	L																
LC 043EF 14	1.750	44.45	9.60	0.171	0.640	16.26	G	G	L																
LC 043EF 15	2.000	50.80	8.35	0.149	0.718	18.24	G	G	L																
LC 047EF 01	.390	9.91	.406	10.31	.047	1.19	14.000	6.340	0.500	12.70	55.00	0.981	0.249	6.32	G	G	L								
LC 047EF 02									0.563	14.30	47.50	0.847	0.273	6.93	G	G	L								
LC 047EF 03									0.625	15.88	42.00	0.749	0.296	7.52	G	G	L								
LC 047EF 04									0.688	17.48	38.00	0.678	0.320	8.13	G	G	L								
LC 047EF 05									0.750	19.05	34.50	0.615	0.343	8.71	G	G	L								
LC 047EF 06									0.813	20.65	31.50	0.562	0.366	9.30	G	G	L								
LC 047EF 07									0.875	22.23	28.50	0.508	0.395	10.03	G	G	L								
LC 047EF 08									0.938	23.83	26.50	0.472	0.418	10.62	G	G	L								
LC 047EF 09									1.000	25.40	25.00	0.446	0.442	11.23	G	G	L								
LC 047EF 10									1.125	28.58	22.00	0.392	0.489	12.42	G	G	L								
LC 047EF 11									1.250	31.75	19.30	0.344	0.536	13.61	G	G	L								
LC 047EF 12									1.375	34.93	17.50	0.312	0.583	14.81	G	G	L								
LC 047EF 13									1.500	38.10	16.00	0.285	0.630	16.00	G	G	L								
LC 047EF 14									1.750	44.45	13.60	0.242	0.729	18.52	G	G	L								
LC 047EF 15									2.000	50.80	11.70	0.209	0.832	21.13	G	G	L								

COMPRESSION SPRINGS



SPECIAL INSTRUCTIONS FOR COMPRESSION SERIES

STOCK NUMBERS: Add "M" to end of Stock Number for Music Wire; "S" for Type 302 Stainless; "S316" for Type 316 Stainless.
PRICING: See Inside Back Cover for up to 199 pricing. To price or order up to 1000 pcs., visit leespring.com; 1000+ pcs. contact Lee Spring.
CALCULATIONS: Spring Rate and Load at Solid Hgt. are for Music Wire. For Type 302 or Type 316 Stainless, multiply figures shown by 5/6 (.833).
 *Note: Type 302 may be substituted with Type 304 at Lee Spring's discretion.

COMPRESSION SPRINGS: STANDARD SERIES (INCH)

ENDS ARE GROUND • Music Wire (Plated), 302 Stainless Steel* (Passivated),
or 316 Stainless Steel (Passivated Ultrasonically Cleaned)

COMPRESSION SPRINGS

LEE STOCK NUMBER	OUTSIDE DIAMETER		TO WORK IN HOLE DIAMETER		WIRE DIAMETER		APPROX. LOAD AT SOLID HGT.		FREE LENGTH		SPRING RATE		SOLID HEIGHT		PRICE GROUP		
	IN.	MM	IN.	MM	IN.	MM	LB.	KG	IN.	MM	LB/IN.	KG/MM	IN.	MM	Music Wire	302 Stainless*	316 Stainless
LC 035F 01	.420	10.67	.438	11.13	.035	.89	6.200	2.810	0.500	12.70	17.70	0.316	0.158	4.01	F	F	K
LC 035F 02									0.625	15.88	13.70	0.245	0.181	4.60	F	F	K
LC 035F 03									0.750	19.05	11.20	0.200	0.203	5.16	F	F	K
LC 035F 04									0.875	22.23	9.50	0.170	0.225	5.72	F	F	K
LC 035F 05									1.000	25.40	8.20	0.146	0.249	6.32	F	F	K
LC 035F 06									1.250	31.75	6.50	0.116	0.293	7.44	F	F	K
LC 035F 07									1.500	38.10	5.30	0.095	0.341	8.66	F	F	K
LC 035F 08									1.750	44.45	4.60	0.082	0.380	9.65	G	G	L
LC 038F 01	.420	10.67	.438	11.13	.038	.96	8.000	3.629	0.500	12.70	23.00	0.411	0.172	4.37	F	F	K
LC 038F 02									0.625	15.88	18.00	0.321	0.200	5.08	F	F	K
LC 038F 03									0.750	19.05	14.00	0.250	0.229	5.82	F	F	K
LC 038F 04									0.875	22.23	12.00	0.214	0.258	6.55	F	F	K
LC 038F 05									1.000	25.40	11.00	0.196	0.286	7.26	F	F	K
LC 038F 06									1.250	31.75	8.50	0.152	0.343	8.71	F	F	K
LC 038F 07									1.500	38.10	7.00	0.125	0.381	9.68	F	F	K
LC 038F 08									1.750	44.45	6.00	0.107	0.438	11.12	G	G	L
LC 038F 09									2.000	50.80	5.20	0.093	0.496	12.60	G	G	L
LC 038F 10									2.250	57.15	4.60	0.082	0.550	13.97	G	G	L
LC 038F 11									2.500	63.50	4.20	0.075	0.594	15.09	G	G	L
LC 042F 01	.420	10.67	.438	11.13	.042	1.07	11.000	4.990	0.500	12.70	34.00	0.607	0.190	4.83	F	F	K
LC 042F 02									0.625	15.88	27.00	0.481	0.222	5.64	F	F	K
LC 042F 03									0.750	19.05	22.00	0.392	0.253	6.43	F	F	K
LC 042F 04									0.875	22.23	18.50	0.330	0.285	7.24	F	F	K
LC 042F 05									1.000	25.40	16.00	0.285	0.316	8.03	F	F	K
LC 042F 06									1.250	31.75	13.00	0.232	0.369	9.37	G	G	L
LC 042F 07									1.500	38.10	10.50	0.188	0.442	11.23	G	G	L
LC 042F 08									1.750	44.45	9.00	0.160	0.499	12.67	G	G	L
LC 042F 09									2.000	50.80	7.50	0.134	0.580	14.73	G	G	L
LC 042F 10									2.250	57.15	6.70	0.120	0.636	16.15	G	G	L
LC 042F 11									2.500	63.50	6.00	0.107	0.699	17.75	G	G	L
LC 045F 01	.420	10.67	.438	11.13	.045	1.14	13.000	5.900	0.500	12.70	44.40	0.793	0.219	5.56	F	F	K
LC 045F 02									0.625	15.88	34.00	0.607	0.255	6.48	F	F	K
LC 045F 03									0.750	19.05	27.60	0.493	0.291	7.39	F	F	K
LC 045F 04									0.875	22.23	23.20	0.414	0.327	8.31	F	F	K
LC 045F 05									1.000	25.40	20.00	0.357	0.363	9.22	F	F	K
LC 045F 06									1.250	31.75	15.70	0.280	0.435	11.05	G	G	L
LC 045F 07									1.500	38.10	12.90	0.230	0.507	12.88	G	G	L
LC 045F 08									1.750	44.45	11.00	0.196	0.577	14.66	J	J	M
LC 045F 09									2.000	50.80	9.60	0.171	0.647	16.43	J	J	M
LC 045F 10									2.250	57.15	8.40	0.150	0.725	18.42	J	J	M
LC 045F 11									2.500	63.50	7.60	0.136	0.791	20.09	J	J	M

SPECIAL INSTRUCTIONS FOR COMPRESSION SERIES

STOCK NUMBERS: Add "M" to end of Stock Number for Music Wire; "S" for Type 302 Stainless; "S316" for Type 316 Stainless.

PRICING: See Inside Back Cover for up to 199 pricing. To price or order up to 1000 pcs., visit leespring.com; 1000+ pcs. contact Lee Spring.

CALCULATIONS: Spring Rate and Load at Solid Hgt. are for Music Wire. For Type 302 or Type 316 Stainless, multiply figures shown by 5/6 (.833).


*Note: Type 302 may be substituted with Type 304 at Lee Spring's discretion.

COMPRESSION SPRINGS: STANDARD SERIES (INCH)

ENDS ARE GROUND • Music Wire (Plated), 302 Stainless Steel* (Passivated),
or 316 Stainless Steel (Passivated Ultrasonically Cleaned)

COMPRESSION SPRINGS

LEE STOCK NUMBER	OUTSIDE DIAMETER		TO WORK IN HOLE DIAMETER		WIRE DIAMETER		APPROX. LOAD AT SOLID HGT.		FREE LENGTH		SPRING RATE		SOLID HEIGHT		PRICE GROUP		
	IN.	MM	IN.	MM	IN.	MM	LB.	KG	IN.	MM	LB./IN.	KG/MM	IN.	MM	Music Wire	302 Stainless*	316 Stainless
															M	S	S316
LC 047F 01	.420	10.67	.438	11.13	.047	1.19	15.500	7.031	0.500	12.70	54.00	0.964	0.218	5.54	F	F	K
LC 047F 02									0.625	15.88	41.00	0.731	0.260	6.60	F	F	K
LC 047F 03									0.750	19.05	34.00	0.606	0.283	7.19	F	F	K
LC 047F 04									0.875	22.23	28.00	0.500	0.330	8.38	F	F	K
LC 047F 05									1.000	25.40	25.00	0.446	0.377	9.58	F	F	K
LC 047F 06									1.250	31.75	19.00	0.339	0.447	11.35	G	G	L
LC 047F 07									1.500	38.10	15.50	0.277	0.519	13.18	G	G	L
LC 047F 08									1.750	44.45	13.50	0.241	0.579	14.71	J	J	M
LC 047F 09									2.000	50.80	11.50	0.205	0.683	17.35	J	J	M
LC 051F 01	.420	10.67	.438	11.13	.051	1.30	18.700	8.480	0.500	12.70	72.10	1.288	0.255	6.48	F	F	K
LC 051F 02									0.625	15.88	54.90	0.980	0.300	7.62	F	F	K
LC 051F 03									0.750	19.05	44.30	0.791	0.345	8.76	F	F	K
LC 051F 04									0.875	22.23	37.10	0.663	0.390	9.91	F	F	K
LC 051F 05									1.000	25.40	32.00	0.571	0.434	11.02	F	F	K
LC 051F 06									1.250	31.75	25.00	0.446	0.525	13.34	G	G	L
LC 051F 07									1.500	38.10	20.50	0.366	0.615	15.62	G	G	L
LC 051F 08									1.750	44.45	17.40	0.311	0.705	17.91	J	K	N
LC 051F 09									2.000	50.80	15.10	0.270	0.795	20.19	J	K	N
LC 051F 10									2.250	57.15	13.40	0.239	0.881	22.38	K	M	R
LC 051F 11									2.500	63.50	12.00	0.214	0.971	24.66	K	M	R
LC 055F 01	.420	10.67	.438	11.13	.055	1.40	24.000	10.886	0.500	12.70	95.00	1.697	0.276	7.01	F	F	K
LC 055F 02									0.625	15.88	75.00	1.337	0.317	8.05	F	F	K
LC 055F 03									0.750	19.05	61.00	1.088	0.373	9.47	F	F	K
LC 055F 04									0.875	22.23	52.00	0.929	0.414	10.52	F	F	K
LC 055F 05									1.000	25.40	44.00	0.784	0.469	11.91	F	F	K
LC 055F 06									1.250	31.75	35.00	0.624	0.551	14.00	G	G	L
LC 055F 07									1.500	38.10	28.00	0.500	0.661	16.79	G	G	L
LC 055F 08									1.750	44.45	24.00	0.428	0.765	19.43	J	K	N
LC 055F 09									2.000	50.80	21.00	0.374	0.841	21.36	J	K	N
LC 055F 10									2.250	57.15	18.00	0.321	0.950	24.13	K	M	R
LC 055F 11									2.500	63.50	16.25	0.290	1.045	26.54	K	M	R
LC 059F 01	.420	10.67	.438	11.13	.059	1.50	29.500	13.380	0.500	12.70	136.80	2.443	0.285	7.23	F	F	K
LC 059F 02									0.625	15.88	103.10	1.841	0.339	8.61	F	F	K
LC 059F 03									0.750	19.05	82.70	1.477	0.394	10.00	G	G	L
LC 059F 04									0.875	22.23	69.00	1.233	0.448	11.38	G	G	L
LC 059F 05									1.000	25.40	59.20	1.058	0.503	12.77	G	G	L
LC 059F 06									1.250	31.75	46.20	0.824	0.612	15.54	J	J	M
LC 059F 07									1.500	38.10	37.80	0.675	0.721	18.31	J	J	M
LC 059F 08									1.750	44.45	32.00	0.572	0.830	21.08	K	L	P
LC 059F 09									2.000	50.80	27.80	0.496	0.939	23.85	K	L	P
LC 059F 10									2.250	57.15	24.50	0.438	1.048	26.62	L	P	T
LC 059F 11									2.500	63.50	21.90	0.392	1.157	29.39	L	P	T



SPECIAL INSTRUCTIONS FOR COMPRESSION SERIES

STOCK NUMBERS: Add "M" to end of Stock Number for Music Wire; "S" for Type 302 Stainless; "S316" for Type 316 Stainless.

PRICING: See Inside Back Cover for up to 199 pricing. To price or order up to 1000 pcs., visit leespring.com; 1000+ pcs. contact Lee Spring.

CALCULATIONS: Spring Rate and Load at Solid Hgt. are for Music Wire. For Type 302 or Type 316 Stainless, multiply figures shown by 5/6 (.833).

*Note: Type 302 may be substituted with Type 304 at Lee Spring's discretion.

COMPRESSION SPRINGS: STANDARD SERIES (INCH)

ENDS ARE GROUND • Music Wire (Plated), 302 Stainless Steel* (Passivated),
or 316 Stainless Steel (Passivated Ultrasonically Cleaned)

COMPRESSION SPRINGS

LEE STOCK NUMBER	OUTSIDE DIAMETER		TO WORK IN HOLE DIAMETER		WIRE DIAMETER		APPROX. LOAD AT SOLID HGT.		FREE LENGTH		SPRING RATE		SOLID HEIGHT		PRICE GROUP		
	IN.	MM	IN.	MM	IN.	MM	LB.	KG	IN.	MM	LB/IN.	KG/MM	IN.	MM	Music Wire	302 Stainless*	316 Stainless
LC 063F 01	.420	10.67	.438	11.13	.063	1.60	35.500	16.100	0.500	12.70	183.00	3.268	0.315	8.00	J	J	M
LC 063F 02									0.625	15.88	137.00	2.447	0.375	9.53	J	J	M
LC 063F 03									0.750	19.05	109.00	1.947	0.436	11.07	J	J	M
LC 063F 04									0.875	22.23	91.00	1.625	0.496	12.60	J	J	M
LC 063F 05									1.000	25.40	78.00	1.393	0.556	14.12	J	J	M
LC 063F 06									1.250	31.75	60.50	1.080	0.677	17.20	K	K	N
LC 063F 07									1.500	38.10	49.60	0.886	0.796	20.22	K	K	N
LC 063F 08									1.750	44.45	41.90	0.748	0.917	23.29	L	M	R
LC 063F 09									2.000	50.80	36.30	0.648	1.043	26.49	L	M	R
LC 063F 10									2.250	57.15	32.00	0.571	1.159	29.44	M	P	T
LC 063F 11									2.500	63.50	28.70	0.513	1.277	32.44	M	P	T
LC 067F 01	.420	10.67	.438	11.13	.067	1.70	42.460	19.260	0.750	19.05	143.70	2.566	0.468	11.89	J	J	M
LC 067F 02									1.000	25.40	102.20	1.825	0.602	15.29	K	K	N
LC 067F 03									1.250	31.75	79.30	1.416	0.736	18.69	K	K	N
LC 067F 04									1.500	38.10	64.80	1.157	0.870	22.10	L	M	R
LC 067F 05									1.750	44.45	54.80	0.979	1.004	25.50	L	M	R
LC 067F 06									2.000	50.80	47.40	0.846	1.138	28.90	M	P	T
LC 067F 07									2.250	57.15	41.80	0.746	1.272	32.30	M	P	T
LC 067F 08									2.500	63.50	37.40	0.668	1.406	35.71	M	P	T
LC 072F 01	.420	10.67	.438	11.13	.072	1.83	47.620	21.600	1.000	25.40	139.20	2.486	0.658	16.71	K	K	N
LC 072F 02									1.250	31.75	107.70	1.923	0.807	20.50	K	K	N
LC 072F 03									1.500	38.10	87.90	1.570	0.955	24.26	L	M	R
LC 072F 04									1.750	44.45	74.20	1.325	1.104	28.05	L	M	R
LC 072F 05									2.000	50.80	64.20	1.146	1.253	31.83	M	P	T
LC 072F 06									2.250	57.15	56.60	1.011	1.402	35.60	M	P	T
LC 072F 07									2.500	63.50	50.60	0.904	1.550	39.37	M	P	T
LC 032FF 01	.437	11.10	.469	11.91	.032	.81	3.857	1.750	0.500	12.70	10.68	0.191	0.139	3.53	F	F	K
LC 032FF 02									0.625	15.88	8.30	0.149	0.160	4.06	F	F	K
LC 032FF 03									0.750	19.05	6.79	0.122	0.181	4.60	F	F	K
LC 032FF 04									0.875	22.23	5.74	0.103	0.202	5.13	F	F	K
LC 032FF 05									1.000	25.40	4.98	0.089	0.223	5.66	F	F	K
LC 032FF 06									1.250	31.75	3.93	0.070	0.265	6.73	F	F	K
LC 032FF 07									1.500	38.10	3.24	0.058	0.307	7.80	F	F	K
LC 032FF 08									1.750	44.45	2.76	0.049	0.348	8.84	F	F	K
LC 032FF 09									2.000	50.80	2.41	0.043	0.390	9.91	G	G	L
LC 032FF 10									2.125	53.98	2.26	0.040	0.411	10.44	G	G	L
LC 041FF 01	.437	11.10	.469	11.91	.041	1.04	7.771	3.525	0.500	12.70	25.64	0.459	0.197	5.00	F	F	K
LC 041FF 02									0.625	15.88	19.74	0.353	0.231	5.87	F	F	K
LC 041FF 03									0.750	19.05	16.04	0.287	0.264	6.71	F	F	K
LC 041FF 04									0.875	22.23	13.51	0.242	0.298	7.57	F	F	K
LC 041FF 05									1.000	25.40	11.67	0.209	0.331	8.41	F	F	K
LC 041FF 06									1.063	27.00	10.90	0.195	0.349	8.86	G	G	L
LC 041FF 07									1.250	31.75	9.16	0.164	0.399	10.13	G	G	L
LC 041FF 08									1.500	38.10	7.54	0.135	0.467	11.86	G	G	L
LC 041FF 09									1.750	44.45	6.41	0.115	0.534	13.56	G	G	L
LC 041FF 10									2.000	50.80	5.58	0.100	0.601	15.27	G	G	L

SPECIAL INSTRUCTIONS FOR COMPRESSION SERIES

STOCK NUMBERS: Add "M" to end of Stock Number for Music Wire; "S" for Type 302 Stainless; "S316" for Type 316 Stainless.

PRICING: See Inside Back Cover for up to 199 pricing. To price or order up to 1000 pcs., visit leespring.com; 1000+ pcs. contact Lee Spring.

CALCULATIONS: Spring Rate and Load at Solid Hgt. are for Music Wire. For Type 302 or Type 316 Stainless, multiply figures shown by 5/6 (.833).


*Note: Type 302 may be substituted with Type 304 at Lee Spring's discretion.

COMPRESSION SPRINGS: STANDARD SERIES (INCH)

ENDS ARE GROUND • Music Wire (Plated), 302 Stainless Steel* (Passivated),
or 316 Stainless Steel (Passivated Ultrasonically Cleaned)

LEE STOCK NUMBER	OUTSIDE DIAMETER		TO WORK IN HOLE DIAMETER		WIRE DIAMETER		APPROX. LOAD AT SOLID HGT.		FREE LENGTH		SPRING RATE		SOLID HEIGHT		PRICE GROUP		
	IN.	MM	IN.	MM	IN.	MM	LB.	KG	IN.	MM	LB/IN.	KG/MM	IN.	MM	Music Wire	302 Stainless*	316 Stainless
LC 054FF 01	.437	11.10	.469	11.91	.054	1.37	16.532	7.499	0.500	12.70	75.00	1.343	0.280	7.11	F	F	K
LC 054FF 02									0.625	15.88	56.87	1.018	0.333	8.46	F	F	K
LC 054FF 03									0.750	19.05	45.80	0.820	0.387	9.83	F	F	K
LC 054FF 04									0.875	22.23	38.33	0.686	0.441	11.20	F	F	K
LC 054FF 05									1.000	25.40	32.96	0.590	0.494	12.55	F	F	K
LC 054FF 06									1.250	31.75	25.75	0.461	0.602	15.29	G	G	L
LC 054FF 07									1.500	38.10	21.12	0.378	0.709	18.01	G	G	L
LC 054FF 08									1.750	44.45	17.91	0.321	0.816	20.73	J	K	N
LC 054FF 09									2.000	50.80	15.54	0.278	0.924	23.47	J	K	N
LC 054FF 10									2.250	57.15	13.73	0.246	1.031	26.19	K	M	R
LC 054FF 11									2.500	63.50	12.29	0.220	1.139	28.93	K	M	R
LC 039FG 01	.455	11.56	.469	11.91	.039	.99	7.000	3.170	0.500	12.70	20.00	0.357	0.172	4.37	G	G	L
LC 039FG 02									0.625	15.88	15.70	0.280	0.199	5.05	G	G	L
LC 039FG 03									0.750	19.05	12.60	0.225	0.226	5.74	G	G	L
LC 039FG 04									0.875	22.23	10.80	0.192	0.254	6.45	G	G	L
LC 039FG 05									1.000	25.40	9.40	0.168	0.283	7.19	G	G	L
LC 039FG 06									1.250	31.75	7.20	0.128	0.339	8.61	G	G	L
LC 039FG 07									1.500	38.10	5.90	0.105	0.394	10.01	G	G	L
LC 039FG 08									1.750	44.45	5.00	0.089	0.448	11.38	G	G	L
LC 046FG 01	.455	11.56	.469	11.91	.046	1.17	11.000	4.982	0.500	12.70	37.00	0.660	0.212	5.38	G	G	L
LC 046FG 02									0.625	15.88	28.50	0.508	0.248	6.30	G	G	L
LC 046FG 03									0.750	19.05	23.00	0.410	0.285	7.24	G	G	L
LC 046FG 04									0.875	22.23	19.25	0.343	0.322	8.18	G	G	L
LC 046FG 05									1.000	25.40	16.75	0.299	0.359	9.12	G	G	L
LC 046FG 06									1.250	31.75	13.00	0.232	0.432	10.97	J	J	M
LC 046FG 07									1.500	38.10	10.75	0.192	0.506	12.85	J	J	M
LC 046FG 08									1.750	44.45	9.25	0.165	0.575	14.60	J	J	M
LC 036G 01	.480	12.19	.500	12.70	.036	.91	5.680	2.580	0.500	12.70	15.70	0.280	0.142	3.61	F	F	K
LC 036G 02									0.625	15.88	12.15	0.217	0.162	4.11	F	F	K
LC 036G 03									0.750	19.05	9.91	0.177	0.182	4.62	F	F	K
LC 036G 04									0.875	22.23	8.37	0.149	0.202	5.12	F	F	K
LC 036G 05									1.000	25.40	7.24	0.129	0.222	5.63	F	F	K
LC 036G 06									1.250	31.75	5.71	0.102	0.261	6.64	G	G	L
LC 036G 07									1.500	38.10	4.71	0.084	0.301	7.64	G	G	L
LC 036G 08									1.750	44.45	4.01	0.072	0.341	8.65	J	J	M
LC 036G 09									2.000	50.80	3.49	0.062	0.380	9.66	J	J	M
LC 036G 10									2.250	57.15	3.09	0.055	0.420	10.67	J	J	M
LC 036G 11									2.500	63.50	2.77	0.049	0.460	11.68	K	K	N
LC 036G 12									2.750	69.85	2.51	0.045	0.499	12.69	K	K	N
LC 036G 13									3.000	76.20	2.30	0.041	0.539	13.69	K	K	N

COMPRESSION SPRINGS



SPECIAL INSTRUCTIONS FOR COMPRESSION SERIES

STOCK NUMBERS: Add "M" to end of Stock Number for Music Wire; "S" for Type 302 Stainless; "S316" for Type 316 Stainless.

PRICING: See Inside Back Cover for up to 199 pricing. To price or order up to 1000 pcs., visit leespring.com; 1000+ pcs. contact Lee Spring.

CALCULATIONS: Spring Rate and Load at Solid Hgt. are for Music Wire. For Type 302 or Type 316 Stainless, multiply figures shown by 5/6 (.833).

*Note: Type 302 may be substituted with Type 304 at Lee Spring's discretion.

COMPRESSION SPRINGS: STANDARD SERIES (INCH)

ENDS ARE GROUND • Music Wire (Plated), 302 Stainless Steel* (Passivated),
or 316 Stainless Steel (Passivated Ultrasonically Cleaned)

COMPRESSION SPRINGS

LEE STOCK NUMBER	OUTSIDE DIAMETER		TO WORK IN HOLE DIAMETER		WIRE DIAMETER		APPROX. LOAD AT SOLID HGT.		FREE LENGTH		SPRING RATE		SOLID HEIGHT		PRICE GROUP		
	IN.	MM	IN.	MM	IN.	MM	LB.	KG	IN.	MM	LB/IN.	KG/MM	IN.	MM	Music Wire	302 Stainless*	316 Stainless
LC 038G 01	.480	12.19	.500	12.70	.038	.96	7.300	3.311	0.500	12.70	20.00	0.357	0.144	3.66	F	F	K
LC 038G 02									0.625	15.88	15.00	0.267	0.172	4.37	F	F	K
LC 038G 03									0.750	19.05	12.50	0.223	0.191	4.85	F	F	K
LC 038G 04									0.875	22.23	10.50	0.188	0.210	5.33	F	F	K
LC 038G 05									1.000	25.40	9.00	0.160	0.229	5.82	F	F	K
LC 038G 06									1.250	31.75	7.50	0.134	0.267	6.78	G	G	L
LC 038G 07									1.500	38.10	6.00	0.107	0.315	8.00	G	G	L
LC 038G 08									1.625	41.28	5.50	0.098	0.332	8.43	G	G	L
LC 038G 09									1.750	44.45	4.90	0.087	0.361	9.17	J	J	M
LC 038G 10									2.000	50.80	4.25	0.076	0.407	10.34	J	J	M
LC 038G 11									2.250	57.15	3.68	0.066	0.460	11.68	J	J	M
LC 038G 12									2.500	63.50	3.30	0.059	0.503	12.78	K	K	N
LC 038G 13									2.750	69.85	3.00	0.054	0.546	13.87	K	K	N
LC 038G 14									3.000	76.20	2.73	0.049	0.589	14.96	K	K	N
LC 042G 01	.480	12.19	.500	12.70	.042	1.07	9.500	4.309	0.500	12.70	28.00	0.500	0.169	4.29	F	F	K
LC 042G 02									0.625	15.88	22.00	0.392	0.201	5.10	F	F	K
LC 042G 03									0.750	19.05	18.00	0.321	0.222	5.64	F	F	K
LC 042G 04									0.875	22.23	15.00	0.268	0.248	6.30	F	F	K
LC 042G 05									1.000	25.40	13.00	0.232	0.274	6.96	F	F	K
LC 042G 06									1.250	31.75	10.00	0.178	0.327	8.30	G	G	L
LC 042G 07									1.500	38.10	8.50	0.152	0.379	9.63	G	G	L
LC 042G 08									1.625	41.28	7.70	0.137	0.400	10.16	G	G	L
LC 042G 09									1.750	44.45	6.90	0.123	0.438	11.12	G	G	L
LC 042G 10									2.000	50.80	6.00	0.107	0.490	12.45	G	G	L
LC 042G 11									2.250	57.15	5.50	0.098	0.504	12.80	J	J	M
LC 042G 12									2.500	63.50	5.00	0.089	0.562	14.27	K	K	N
LC 042G 13									2.750	69.85	4.53	0.081	0.610	15.49	K	K	N
LC 042G 14									3.000	76.20	4.13	0.074	0.659	16.74	L	L	P
LC 045G 01	.480	12.19	.500	12.70	.045	1.14	11.500	5.216	0.500	12.70	35.00	0.625	0.192	4.88	F	F	K
LC 045G 02									0.625	15.88	28.00	0.499	0.215	5.46	F	F	K
LC 045G 03									0.750	19.05	22.00	0.392	0.248	6.30	F	F	K
LC 045G 04									0.875	22.23	19.00	0.339	0.271	6.88	F	F	K
LC 045G 05									1.000	25.40	17.00	0.303	0.293	7.44	F	F	K
LC 045G 06									1.250	31.75	13.00	0.232	0.361	9.17	G	G	L
LC 045G 07									1.500	38.10	11.00	0.196	0.404	10.26	G	G	L
LC 045G 08									1.625	41.28	9.75	0.174	0.446	11.33	G	J	M
LC 045G 09									1.750	44.45	9.00	0.160	0.482	12.24	G	J	M
LC 045G 10									2.000	50.80	7.70	0.137	0.541	13.74	G	J	M
LC 045G 11									2.250	57.15	6.70	0.119	0.610	15.49	J	J	M
LC 045G 12									2.500	63.50	6.20	0.110	0.666	16.92	J	J	M
LC 045G 13									2.750	69.85	5.60	0.100	0.686	17.42	L	L	P
LC 045G 14									3.000	76.20	5.10	0.091	0.742	18.85	L	L	P

SPECIAL INSTRUCTIONS FOR COMPRESSION SERIES

STOCK NUMBERS: Add "M" to end of Stock Number for Music Wire; "S" for Type 302 Stainless; "S316" for Type 316 Stainless.

PRICING: See Inside Back Cover for up to 199 pricing. To price or order up to 1000 pcs., visit leespring.com; 1000+ pcs. contact Lee Spring.

CALCULATIONS: Spring Rate and Load at Solid Hgt. are for Music Wire. For Type 302 or Type 316 Stainless, multiply figures shown by 5/6 (.833).


*Note: Type 302 may be substituted with Type 304 at Lee Spring's discretion.

COMPRESSION SPRINGS: STANDARD SERIES (INCH)

ENDS ARE GROUND • Music Wire (Plated), 302 Stainless Steel* (Passivated),
or 316 Stainless Steel (Passivated Ultrasonically Cleaned)

LEE STOCK NUMBER	OUTSIDE DIAMETER		TO WORK IN HOLE DIAMETER		WIRE DIAMETER		APPROX. LOAD AT SOLID HGT.		FREE LENGTH		SPRING RATE		SOLID HEIGHT		PRICE GROUP		
	IN.	MM	IN.	MM	IN.	MM	LB.	KG	IN.	MM	LB./IN.	KG/MM	IN.	MM	Music Wire	302 Stainless*	316 Stainless
															M	S	S316
LC 051G 01	.480	12.19	.500	12.70	.051	1.30	16.000	7.246	0.500	12.70	57.00	1.016	0.219	5.56	F	F	K
LC 051G 02									0.625	15.88	43.00	0.767	0.255	6.48	F	F	K
LC 051G 03									0.750	19.05	37.00	0.660	0.291	7.39	F	F	K
LC 051G 04									0.875	22.23	29.50	0.526	0.321	8.15	F	F	K
LC 051G 05									1.000	25.40	25.00	0.446	0.370	9.40	F	F	K
LC 051G 06									1.250	31.75	19.50	0.348	0.439	11.15	G	G	L
LC 051G 07									1.500	38.10	16.00	0.285	0.510	12.95	G	G	L
LC 051G 08									1.625	41.28	14.80	0.264	0.550	13.97	J	J	M
LC 051G 09									1.750	44.45	13.80	0.246	0.586	14.88	J	J	M
LC 051G 10									2.000	50.80	12.00	0.214	0.663	16.84	J	J	M
LC 051G 11									2.250	57.15	10.50	0.187	0.740	18.80	K	K	N
LC 051G 12									2.500	63.50	9.50	0.169	0.816	20.73	K	K	N
LC 051G 13									2.750	69.85	8.32	0.148	0.900	22.86	K	K	N
LC 051G 14									3.000	76.20	7.60	0.136	0.975	24.76	L	L	P
LC 055G 01	.480	12.19	.500	12.70	.055	1.40	20.000	9.072	0.500	12.70	72.00	1.286	0.249	6.32	F	G	L
LC 055G 02									0.625	15.88	56.00	0.999	0.290	7.37	F	G	L
LC 055G 03									0.750	19.05	47.00	0.838	0.317	8.05	F	G	L
LC 055G 04									0.875	22.23	38.00	0.679	0.373	9.47	F	G	L
LC 055G 05									1.000	25.40	35.00	0.624	0.400	10.16	F	G	L
LC 055G 06									1.250	31.75	27.00	0.481	0.482	12.24	G	J	M
LC 055G 07									1.500	38.10	22.00	0.393	0.565	14.35	G	J	M
LC 055G 08									1.625	41.28	20.00	0.357	0.605	15.37	J	K	N
LC 055G 09									1.750	44.45	18.00	0.321	0.660	16.76	J	K	N
LC 055G 10									2.000	50.80	16.00	0.285	0.720	18.29	J	K	N
LC 055G 11									2.250	57.15	14.20	0.253	0.835	21.21	J	K	N
LC 055G 12									2.500	63.50	12.50	0.223	0.927	23.54	J	K	N
LC 055G 13									2.750	69.85	10.90	0.194	1.022	25.95	K	L	P
LC 055G 14									3.000	76.20	9.96	0.178	1.107	28.12	L	M	R
LC 059G 01	.480	12.19	.500	12.70	.059	1.50	24.000	10.870	0.500	12.70	98.00	1.747	0.265	6.73	F	G	L
LC 059G 02									0.625	15.88	75.00	1.337	0.315	8.00	F	G	L
LC 059G 03									0.750	19.05	61.00	1.088	0.354	8.99	F	G	L
LC 059G 04									0.875	22.23	51.00	0.909	0.398	10.11	F	G	L
LC 059G 05									1.000	25.40	43.00	0.767	0.448	11.38	G	J	M
LC 059G 06									1.250	31.75	34.00	0.606	0.543	13.79	G	J	M
LC 059G 07									1.500	38.10	28.00	0.499	0.634	16.10	G	J	M
LC 059G 08									1.625	41.28	25.50	0.455	0.678	17.22	G	J	M
LC 059G 09									1.750	44.45	23.50	0.419	0.738	18.74	J	K	N
LC 059G 10									2.000	50.80	20.50	0.366	0.826	20.98	J	K	N
LC 059G 11									2.250	57.15	18.00	0.321	0.915	23.24	K	L	P
LC 059G 12									2.500	63.50	16.00	0.285	1.037	26.34	K	L	P
LC 059G 13									2.750	69.85	14.74	0.263	1.102	27.99	L	M	R
LC 059G 14									3.000	76.20	13.46	0.240	1.194	30.32	L	M	R

COMPRESSION SPRINGS



SPECIAL INSTRUCTIONS FOR COMPRESSION SERIES

STOCK NUMBERS: Add "M" to end of Stock Number for Music Wire; "S" for Type 302 Stainless; "S316" for Type 316 Stainless.

PRICING: See Inside Back Cover for up to 199 pricing. To price or order up to 1000 pcs., visit leespring.com; 1000+ pcs. contact Lee Spring.

CALCULATIONS: Spring Rate and Load at Solid Hgt. are for Music Wire. For Type 302 or Type 316 Stainless, multiply figures shown by 5/6 (.833).

*Note: Type 302 may be substituted with Type 304 at Lee Spring's discretion.

COMPRESSION SPRINGS: STANDARD SERIES (INCH)

ENDS ARE GROUND • Music Wire (Plated), 302 Stainless Steel* (Passivated),
or 316 Stainless Steel (Passivated Ultrasonically Cleaned)

COMPRESSION SPRINGS

LEE STOCK NUMBER	OUTSIDE DIAMETER		TO WORK IN HOLE DIAMETER		WIRE DIAMETER		APPROX. LOAD AT SOLID HGT.		FREE LENGTH		SPRING RATE		SOLID HEIGHT		PRICE GROUP		
	IN.	MM	IN.	MM	IN.	MM	LB.	KG	IN.	MM	LB/IN.	KG/MM	IN.	MM	Music Wire	302 Stainless*	316 Stainless
LC 063G 01	.480	12.19	.500	12.70	.063	1.60	29.000	13.154	0.500	12.70	125.00	2.232	0.301	7.65	F	G	L
LC 063G 02									0.625	15.88	95.00	1.694	0.348	8.84	F	G	L
LC 063G 03									0.750	19.05	77.00	1.373	0.395	10.03	F	G	L
LC 063G 04									0.875	22.23	65.00	1.161	0.457	11.61	F	G	L
LC 063G 05									1.000	25.40	57.00	1.016	0.505	12.83	G	J	M
LC 063G 06									1.250	31.75	45.00	0.802	0.600	15.24	G	J	M
LC 063G 07									1.500	38.10	37.00	0.661	0.694	17.63	G	J	M
LC 063G 08									1.625	41.28	34.00	0.606	0.755	19.18	J	K	N
LC 063G 09									1.750	44.45	31.00	0.553	0.818	20.78	J	K	N
LC 063G 10									2.000	50.80	27.00	0.481	0.920	23.37	J	K	N
LC 063G 11									2.250	57.15	24.00	0.428	1.037	26.34	J	K	N
LC 063G 12									2.500	63.50	21.30	0.380	1.142	29.01	K	L	P
LC 063G 13									3.000	76.20	17.00	0.303	1.354	34.39	L	M	R
LC 067G 01	.480	12.19	.500	12.70	.067	1.70	36.500	16.560	0.500	12.70	179.00	3.179	0.305	7.75	G	J	M
LC 067G 02									0.625	15.88	133.00	2.375	0.361	9.17	G	J	M
LC 067G 03									0.750	19.05	106.00	1.893	0.416	10.57	G	J	M
LC 067G 04									0.875	22.23	88.10	1.573	0.471	11.96	G	J	M
LC 067G 05									1.000	25.40	75.40	1.346	0.526	13.36	J	K	N
LC 067G 06									1.250	31.75	58.50	1.045	0.635	16.13	J	K	N
LC 067G 07									1.500	38.10	47.80	0.854	0.746	18.95	J	K	N
LC 067G 08									1.750	44.45	40.40	0.721	0.856	21.74	L	M	R
LC 067G 09									2.000	50.80	35.00	0.625	0.966	24.54	L	M	R
LC 067G 10									2.250	57.15	30.80	0.550	1.078	27.38	M	N	S
LC 067G 11									2.500	63.50	27.60	0.493	1.186	30.12	N	P	T
LC 067G 12									2.750	69.85	25.00	0.446	1.294	32.87	P	R	U
LC 067G 13									3.000	76.20	22.80	0.407	1.405	35.69	P	R	U
LC 072G 01	.480	12.19	.500	12.70	.072	1.83	44.658	20.257	0.500	12.70	250.08	4.466	0.324	8.24	J	K	N
LC 072G 02									0.625	15.88	185.09	3.305	0.386	9.81	J	K	N
LC 072G 03									0.750	19.05	146.91	2.624	0.448	11.38	J	K	N
LC 072G 04									0.875	22.23	121.79	2.175	0.510	12.95	J	K	N
LC 072G 05									1.000	25.40	104.01	1.857	0.572	14.52	K	L	P
LC 072G 06									1.250	31.75	80.50	1.438	0.695	17.66	K	L	P
LC 072G 07									1.500	38.10	65.66	1.172	0.819	20.80	K	L	P
LC 072G 08									1.750	44.45	55.44	0.990	0.942	23.94	M	N	S
LC 072G 09									2.000	50.80	47.97	0.857	1.066	27.07	M	N	S
LC 072G 10									2.250	57.15	42.27	0.755	1.190	30.21	N	P	T
LC 072G 11									2.500	63.50	37.79	0.675	1.313	33.35	P	R	U
LC 072G 12									2.750	69.85	34.16	0.610	1.437	36.49	R	S	W
LC 072G 13									3.000	76.20	31.17	0.557	1.560	39.63	R	S	W
LC 072G 14									3.250	82.55	28.70	0.513	1.682	42.72	R	S	W
LC 072G 15									3.500	88.90	26.50	0.473	1.809	45.96	R	S	W

SPECIAL INSTRUCTIONS FOR COMPRESSION SERIES

STOCK NUMBERS: Add "M" to end of Stock Number for Music Wire; "S" for Type 302 Stainless; "S316" for Type 316 Stainless.

PRICING: See Inside Back Cover for up to 199 pricing. To price or order up to 1000 pcs., visit leespring.com; 1000+ pcs. contact Lee Spring.

CALCULATIONS: Spring Rate and Load at Solid Hgt. are for Music Wire. For Type 302 or Type 316 Stainless, multiply figures shown by 5/6 (.833).


*Note: Type 302 may be substituted with Type 304 at Lee Spring's discretion.

COMPRESSION SPRINGS: STANDARD SERIES (INCH)

ENDS ARE GROUND • Music Wire (Plated), 302 Stainless Steel* (Passivated),
or 316 Stainless Steel (Passivated Ultrasonically Cleaned)

COMPRESSION SPRINGS

LEE STOCK NUMBER	OUTSIDE DIAMETER		TO WORK IN HOLE DIAMETER		WIRE DIAMETER		APPROX. LOAD AT SOLID HGT.		FREE LENGTH		SPRING RATE		SOLID HEIGHT		PRICE GROUP		
	IN.	MM	IN.	MM	IN.	MM	LB.	KG	IN.	MM	LB/IN.	KG/MM	IN.	MM	Music Wire	302 Stainless*	316 Stainless
															M	S	S316
LC 075G 01	.480	12.19	.500	12.70	.075	1.91	46.000	20.866	0.500	12.70	289.10	5.163	0.345	8.77	J	K	N
LC 075G 02									0.625	15.88	215.60	3.850	0.410	10.43	J	K	N
LC 075G 03									0.750	19.05	169.10	3.020	0.481	12.21	J	K	N
LC 075G 04									0.875	22.23	139.00	2.482	0.552	14.01	J	K	N
LC 075G 05									1.000	25.40	119.40	2.132	0.617	15.67	K	L	P
LC 075G 06									1.250	31.75	92.30	1.648	0.752	19.11	K	L	P
LC 075G 07									1.500	38.10	75.30	1.345	0.887	22.54	K	L	P
LC 075G 08									1.750	44.45	63.50	1.134	1.024	26.00	M	N	S
LC 075G 09									2.000	50.80	55.00	0.982	1.158	29.41	M	N	S
LC 075G 10									2.250	57.15	48.40	0.864	1.295	32.89	N	P	T
LC 075G 11									2.500	63.50	43.30	0.773	1.429	36.30	P	R	U
LC 075G 12									2.750	69.85	39.10	0.698	1.566	39.78	R	S	W
LC 075G 13									3.000	76.20	35.70	0.638	1.700	43.19	R	S	W
LC 075G 14									3.250	82.55	32.80	0.586	1.837	46.66	R	S	W
LC 075G 15									3.500	88.90	30.40	0.543	1.970	50.04	R	S	W
LC 080G 01	.480	12.19	.500	12.70	.080	2.03	68.000	30.840	0.500	12.70	425.90	7.605	0.340	8.64	K	L	P
LC 080G 02									0.625	15.88	311.40	5.561	0.407	10.33	K	L	P
LC 080G 03									0.750	19.05	245.40	4.383	0.473	12.01	K	L	P
LC 080G 04									0.875	22.23	202.50	3.617	0.539	13.70	K	L	P
LC 080G 05									1.000	25.40	172.40	3.078	0.606	15.38	L	M	R
LC 080G 06									1.250	31.75	132.80	2.372	0.738	18.75	L	M	R
LC 080G 07									1.500	38.10	108.10	1.930	0.871	22.12	L	M	R
LC 080G 08									1.750	44.45	91.10	1.626	1.003	25.48	N	P	T
LC 080G 09									2.000	50.80	78.70	1.405	1.136	28.85	N	P	T
LC 080G 10									2.250	57.15	69.30	1.237	1.269	32.22	P	R	U
LC 080G 11									2.500	63.50	61.90	1.105	1.401	35.59	R	S	W
LC 080G 12									2.750	69.85	55.90	0.998	1.534	38.96	S	T	X
LC 080G 13									3.000	76.20	51.00	0.910	1.666	42.32	S	T	X
LC 041GG 01	.500	12.70	.531	13.49	.041	1.04	5.557	2.521	0.500	12.70	17.83	0.319	0.188	4.78	F	F	K
LC 041GG 02									0.625	15.88	13.72	0.246	0.219	5.56	F	F	K
LC 041GG 03									0.750	19.05	11.16	0.200	0.250	6.35	F	F	K
LC 041GG 04									0.875	22.23	9.40	0.168	0.281	7.14	F	F	K
LC 041GG 05									1.000	25.40	8.12	0.145	0.313	7.95	F	F	K
LC 041GG 06									1.250	31.75	6.38	0.114	0.375	9.53	G	G	L
LC 041GG 07									1.500	38.10	5.26	0.094	0.437	11.10	G	G	L
LC 041GG 08									1.750	44.45	4.47	0.080	0.499	12.67	G	G	L
LC 041GG 09									2.000	50.80	3.89	0.070	0.561	14.25	G	G	L
LC 041GG 10									2.250	57.15	3.44	0.062	0.623	15.82	J	J	M
LC 041GG 11									2.500	63.50	3.08	0.055	0.685	17.40	K	K	N
LC 041GG 12									2.750	69.85	2.79	0.050	0.747	18.97	K	K	N
LC 041GG 13	3.000	76.20	2.55	0.046	0.809	20.55	L	L	P								



SPECIAL INSTRUCTIONS FOR COMPRESSION SERIES

STOCK NUMBERS: Add "M" to end of Stock Number for Music Wire; "S" for Type 302 Stainless; "S316" for Type 316 Stainless.

PRICING: See Inside Back Cover for up to 199 pricing. To price or order up to 1000 pcs., visit leespring.com; 1000+ pcs. contact Lee Spring.

CALCULATIONS: Spring Rate and Load at Solid Hgt. are for Music Wire. For Type 302 or Type 316 Stainless, multiply figures shown by 5/6 (.833).

*Note: Type 302 may be substituted with Type 304 at Lee Spring's discretion.

COMPRESSION SPRINGS: STANDARD SERIES (INCH)

ENDS ARE GROUND • Music Wire (Plated), 302 Stainless Steel* (Passivated),
or 316 Stainless Steel (Passivated Ultrasonically Cleaned)

COMPRESSION SPRINGS

LEE STOCK NUMBER	OUTSIDE DIAMETER		TO WORK IN HOLE DIAMETER		WIRE DIAMETER		APPROX. LOAD AT SOLID HGT.		FREE LENGTH		SPRING RATE		SOLID HEIGHT		PRICE GROUP		
	IN.	MM	IN.	MM	IN.	MM	LB.	KG	IN.	MM	LB/IN.	KG/MM	IN.	MM	Music Wire	302 Stainless*	316 Stainless
LC 062GG 01	.500	12.70	.531	13.49	.063	1.60	17.584	7.976	0.500	12.70	94.76	1.696	0.314	7.98	F	G	L
LC 062GG 02									0.625	15.88	71.07	1.272	0.376	9.55	F	G	L
LC 062GG 03									0.750	19.05	56.86	1.018	0.438	11.13	F	G	L
LC 062GG 04									0.875	22.23	47.38	0.848	0.500	12.70	F	G	L
LC 062GG 05									1.000	25.40	40.61	0.727	0.562	14.27	G	J	M
LC 062GG 06									1.250	31.75	31.59	0.565	0.686	17.42	G	J	M
LC 062GG 07									1.500	38.10	25.84	0.463	0.810	20.57	G	J	M
LC 062GG 08									1.750	44.45	21.87	0.391	0.933	23.70	J	K	N
LC 062GG 09									2.000	50.80	18.95	0.339	1.057	26.85	J	K	N
LC 062GG 10									2.250	57.15	16.72	0.299	1.181	30.00	J	K	N
LC 062GG 11									2.500	63.50	14.96	0.268	1.305	33.15	J	K	N
LC 062GG 12									2.750	69.85	13.54	0.242	1.429	36.30	K	L	P
LC 062GG 13									3.000	76.20	12.36	0.221	1.552	39.42	L	M	R
LC 072GG 01	.500	12.70	.531	13.49	.072	1.83	32.331	14.665	0.500	12.70	200.36	3.586	0.339	8.61	J	K	N
LC 072GG 02									0.625	15.88	148.29	2.654	0.405	10.29	J	K	N
LC 072GG 03									0.750	19.05	117.70	2.107	0.472	11.99	J	K	N
LC 072GG 04									0.875	22.23	97.57	1.747	0.539	13.69	J	K	N
LC 072GG 05									1.000	25.40	83.33	1.492	0.606	15.39	K	L	P
LC 072GG 06									1.250	31.75	64.49	1.154	0.740	18.80	K	L	P
LC 072GG 07									1.500	38.10	52.60	0.942	0.873	22.17	K	L	P
LC 072GG 08									1.750	44.45	44.41	0.795	1.007	25.58	M	N	S
LC 072GG 09									2.000	50.80	38.43	0.688	1.140	28.96	M	N	S
LC 072GG 10									2.250	57.15	33.87	0.606	1.274	32.36	N	P	T
LC 072GG 11									2.500	63.50	30.27	0.542	1.408	35.76	P	R	U
LC 072GG 12									2.750	69.85	27.37	0.490	1.541	39.14	R	S	W
LC 072GG 13									3.000	76.20	24.97	0.447	1.675	42.55	R	S	W
LC 072GG 14									3.250	82.55	22.96	0.411	1.809	45.95	R	S	W
LC 072GG 15									3.500	88.90	21.25	0.380	1.942	49.33	R	S	W
LC 041GH 01	.540	13.716	.562	14.28	.041	1.04	7.500	3.390	0.500	12.70	21.00	0.375	0.155	3.93	F	G	L
LC 041GH 02									0.625	15.88	16.30	0.291	0.177	4.51	F	G	L
LC 041GH 03									0.750	19.05	13.30	0.237	0.197	5.01	F	G	L
LC 041GH 04									0.875	22.23	11.20	0.200	0.217	5.51	F	G	L
LC 041GH 05									1.000	25.40	9.70	0.173	0.237	6.01	F	G	L
LC 041GH 06									1.250	31.75	7.60	0.136	0.276	7.01	G	J	M
LC 041GH 07									1.500	38.10	6.30	0.113	0.315	8.01	G	J	M
LC 041GH 08									1.750	44.45	5.30	0.095	0.355	9.02	G	J	M
LC 041GH 09									2.000	50.80	4.60	0.082	0.395	10.02	G	J	M
LC 041GH 10									2.250	57.15	4.10	0.073	0.434	11.02	G	J	M
LC 041GH 11									2.500	63.50	3.70	0.066	0.473	12.02	G	J	M
LC 041GH 12									2.750	69.85	3.30	0.059	0.513	13.02	G	J	M
LC 041GH 13									3.000	76.20	3.00	0.054	0.552	14.02	G	J	M

SPECIAL INSTRUCTIONS FOR COMPRESSION SERIES

STOCK NUMBERS: Add "M" to end of Stock Number for Music Wire; "S" for Type 302 Stainless; "S316" for Type 316 Stainless.

PRICING: See Inside Back Cover for up to 199 pricing. To price or order up to 1000 pcs., visit leespring.com; 1000+ pcs. contact Lee Spring.

CALCULATIONS: Spring Rate and Load at Solid Hgt. are for Music Wire. For Type 302 or Type 316 Stainless, multiply figures shown by 5/6 (.833).


*Note: Type 302 may be substituted with Type 304 at Lee Spring's discretion.

COMPRESSION SPRINGS: STANDARD SERIES (INCH)

ENDS ARE GROUND • Music Wire (Plated), 302 Stainless Steel* (Passivated),
or 316 Stainless Steel (Passivated Ultrasonically Cleaned)

COMPRESSION SPRINGS

LEE STOCK NUMBER	OUTSIDE DIAMETER		TO WORK IN HOLE DIAMETER		WIRE DIAMETER		APPROX. LOAD AT SOLID HGT.		FREE LENGTH		SPRING RATE		SOLID HEIGHT		PRICE GROUP		
	IN.	MM	IN.	MM	IN.	MM	LB.	KG	IN.	MM	LB./IN.	KG/MM	IN.	MM	Music Wire	302 Stainless*	316 Stainless
															M	S	S316
LC 046GH 01	.540	13.716	.562	14.28	.046	1.17	10.000	4.540	0.500	12.70	31.00	0.554	0.181	4.60	F	G	L
LC 046GH 02									0.625	15.88	24.00	0.429	0.208	5.30	F	G	L
LC 046GH 03									0.750	19.05	19.50	0.348	0.233	5.93	F	G	L
LC 046GH 04									0.875	22.23	16.40	0.292	0.258	6.56	F	G	L
LC 046GH 05									1.000	25.40	14.10	0.252	0.283	7.20	F	G	L
LC 046GH 06									1.250	31.75	11.07	0.198	0.333	8.47	G	J	M
LC 046GH 07									1.500	38.10	9.10	0.162	0.383	9.74	G	J	M
LC 046GH 08									1.750	44.45	7.73	0.138	0.433	11.01	J	K	N
LC 046GH 09									2.000	50.80	6.72	0.120	0.483	12.28	J	K	N
LC 046GH 10									2.250	57.15	5.94	0.106	0.533	13.55	J	K	N
LC 046GH 11									2.500	63.50	5.32	0.095	0.583	14.82	J	K	N
LC 046GH 12									2.750	69.85	4.82	0.086	0.633	16.09	K	L	P
LC 046GH 13									3.000	76.20	4.41	0.079	0.683	17.36	K	L	P
LC 054GH 01	.540	13.716	.562	14.28	.054	1.37	16.000	7.260	0.500	12.70	57.30	1.020	0.223	5.66	F	G	L
LC 054GH 02									0.625	15.88	43.40	0.775	0.256	6.51	F	G	L
LC 054GH 03									0.750	19.05	35.00	0.625	0.290	7.36	F	G	L
LC 054GH 04									0.875	22.23	29.30	0.523	0.323	8.21	F	G	L
LC 054GH 05									1.000	25.40	25.20	0.450	0.356	9.05	F	G	L
LC 054GH 06									1.250	31.75	19.70	0.351	0.423	10.75	G	J	M
LC 054GH 07									1.500	38.10	16.10	0.288	0.490	12.45	G	J	M
LC 054GH 08									1.750	44.45	13.70	0.244	0.557	14.15	J	K	N
LC 054GH 09									2.000	50.80	11.90	0.212	0.624	15.84	J	K	N
LC 054GH 10									2.250	57.15	10.50	0.187	0.691	17.54	J	K	N
LC 054GH 11									2.500	63.50	9.40	0.168	0.757	19.24	J	K	N
LC 054GH 12									2.750	69.85	8.50	0.152	0.824	20.94	K	L	P
LC 054GH 13									3.000	76.20	7.76	0.139	0.891	22.63	K	L	P
LC 058GH 01	.540	13.716	.562	14.28	.058	1.47	20.000	9.100	0.500	12.70	75.80	1.353	0.242	6.15	F	G	L
LC 058GH 02									0.625	15.88	57.20	1.021	0.280	7.11	F	G	L
LC 058GH 03									0.750	19.05	45.90	0.820	0.318	8.07	F	G	L
LC 058GH 04									0.875	22.23	38.40	0.685	0.355	9.02	F	G	L
LC 058GH 05									1.000	25.40	33.00	0.588	0.393	10.00	G	J	M
LC 058GH 06									1.250	31.75	25.70	0.459	0.469	11.90	G	J	M
LC 058GH 07									1.500	38.10	21.00	0.375	0.544	13.82	G	J	M
LC 058GH 08									1.750	44.45	17.80	0.318	0.620	15.74	J	K	N
LC 058GH 09									2.000	50.80	15.50	0.276	0.695	17.66	J	K	N
LC 058GH 10									2.250	57.15	13.70	0.244	0.771	19.58	J	K	N
LC 058GH 11									2.500	63.50	12.20	0.218	0.846	21.50	J	K	N
LC 058GH 12									2.750	69.85	11.00	0.197	0.922	23.41	L	M	R
LC 058GH 13									3.000	76.20	10.10	0.180	0.997	25.33	L	M	R



SPECIAL INSTRUCTIONS FOR COMPRESSION SERIES

STOCK NUMBERS: Add "M" to end of Stock Number for Music Wire; "S" for Type 302 Stainless; "S316" for Type 316 Stainless.
PRICING: See Inside Back Cover for up to 199 pricing. To price or order up to 1000 pcs., visit leespring.com; 1000+ pcs. contact Lee Spring.
CALCULATIONS: Spring Rate and Load at Solid Hgt. are for Music Wire. For Type 302 or Type 316 Stainless, multiply figures shown by 5/6 (.833).
 *Note: Type 302 may be substituted with Type 304 at Lee Spring's discretion.

COMPRESSION SPRINGS: STANDARD SERIES (INCH)

ENDS ARE GROUND • Music Wire (Plated), 302 Stainless Steel* (Passivated),
or 316 Stainless Steel (Passivated Ultrasonically Cleaned)

COMPRESSION SPRINGS

LEE STOCK NUMBER	OUTSIDE DIAMETER		TO WORK IN HOLE DIAMETER		WIRE DIAMETER		APPROX. LOAD AT SOLID HGT.		FREE LENGTH		SPRING RATE		SOLID HEIGHT		PRICE GROUP		
	IN.	MM	IN.	MM	IN.	MM	LB.	KG	IN.	MM	LB/IN.	KG/MM	IN.	MM	Music Wire	302 Stainless*	316 Stainless
LC 063GH 01	.540	13.716	.562	14.28	.063	1.60	25.000	11.340	0.500	12.70	105.40	1.880	0.266	6.76	F	J	M
LC 063GH 02									0.625	15.88	79.00	1.410	0.310	7.87	F	J	M
LC 063GH 03									0.750	19.05	63.20	1.130	0.353	8.97	F	J	M
LC 063GH 04									0.875	22.23	52.60	0.939	0.397	10.08	F	J	M
LC 063GH 05									1.000	25.40	45.10	0.805	0.440	11.18	G	K	N
LC 063GH 06									1.250	31.75	35.10	0.626	0.527	13.39	G	K	N
LC 063GH 07									1.500	38.10	28.70	0.512	0.614	15.60	G	K	N
LC 063GH 08									1.750	44.45	24.30	0.433	0.701	17.81	J	L	P
LC 063GH 09									2.000	50.80	21.00	0.375	0.788	20.02	J	L	P
LC 063GH 10									2.250	57.15	18.60	0.331	0.875	22.23	J	L	P
LC 063GH 11									2.500	63.50	16.60	0.296	0.962	24.44	J	L	P
LC 063GH 12									2.750	69.85	15.00	0.268	1.049	26.65	L	N	S
LC 063GH 13									3.000	76.20	13.70	0.245	1.136	28.86	L	N	S
LC 067GH 01	.540	13.716	.562	14.28	.067	1.70	30.000	13.610	0.500	12.70	137.00	2.440	0.284	7.22	F	J	M
LC 067GH 02									0.625	15.88	102.00	1.820	0.332	8.43	F	J	M
LC 067GH 03									0.750	19.05	81.20	1.450	0.380	9.65	G	K	N
LC 067GH 04									0.875	22.23	67.50	1.200	0.428	10.86	G	K	N
LC 067GH 05									1.000	25.40	57.70	1.030	0.476	12.08	G	K	N
LC 067GH 06									1.250	31.75	44.80	0.780	0.571	14.51	G	K	N
LC 067GH 07									1.500	38.10	36.60	0.653	0.667	16.94	G	K	N
LC 067GH 08									1.750	44.45	31.00	0.552	0.763	19.37	G	K	N
LC 067GH 09									2.000	50.80	26.80	0.478	0.858	21.80	K	K	N
LC 067GH 10									2.250	57.15	23.60	0.422	0.954	24.23	K	M	R
LC 067GH 11									2.500	63.50	21.10	0.377	1.050	26.67	K	M	R
LC 067GH 12									2.750	69.85	19.10	0.341	1.146	29.10	L	N	S
LC 067GH 13									3.000	76.20	17.50	0.311	1.241	31.53	L	N	S
LC 054GJ 01	.563	14.30	.594	15.09	.054	1.37	11.143	5.054	0.625	15.88	32.16	0.576	0.279	7.09	F	G	L
LC 054GJ 02									0.750	19.05	25.90	0.464	0.319	8.10	F	G	L
LC 054GJ 03									0.875	22.23	21.68	0.388	0.359	9.12	F	G	L
LC 054GJ 04									1.000	25.40	18.64	0.334	0.400	10.16	F	G	L
LC 054GJ 05									1.250	31.75	14.56	0.261	0.481	12.22	G	J	M
LC 054GJ 06									1.500	38.10	11.95	0.214	0.562	14.27	G	J	M
LC 054GJ 07									1.750	44.45	10.13	0.181	0.642	16.31	J	K	N
LC 054GJ 08									2.000	50.80	8.79	0.157	0.723	18.36	J	K	N
LC 054GJ 09									2.250	57.15	7.76	0.139	0.804	20.42	J	K	N
LC 054GJ 10									2.500	63.50	6.95	0.124	0.885	22.48	J	K	N
LC 054GJ 11									3.000	76.20	5.75	0.103	1.047	26.59	K	L	P
LC 054GJ 12									3.250	82.55	5.29	0.095	1.128	28.65	K	L	P
LC 054GJ 13									3.500	88.90	4.90	0.088	1.209	30.71	L	M	R
LC 054GJ 14									3.750	95.25	4.57	0.082	1.290	32.77	L	M	R
LC 054GJ 15									4.000	101.60	4.27	0.076	1.370	34.80	L	M	R

SPECIAL INSTRUCTIONS FOR COMPRESSION SERIES

STOCK NUMBERS: Add "M" to end of Stock Number for Music Wire; "S" for Type 302 Stainless; "S316" for Type 316 Stainless.

PRICING: See Inside Back Cover for up to 199 pricing. To price or order up to 1000 pcs., visit leespring.com; 1000+ pcs. contact Lee Spring.

CALCULATIONS: Spring Rate and Load at Solid Hgt. are for Music Wire. For Type 302 or Type 316 Stainless, multiply figures shown by 5/6 (.833).


*Note: Type 302 may be substituted with Type 304 at Lee Spring's discretion.

COMPRESSION SPRINGS: STANDARD SERIES (INCH)

ENDS ARE GROUND • Music Wire (Plated), 302 Stainless Steel* (Passivated),
or 316 Stainless Steel (Passivated Ultrasonically Cleaned)

LEE STOCK NUMBER	OUTSIDE DIAMETER		TO WORK IN HOLE DIAMETER		WIRE DIAMETER		APPROX. LOAD AT SOLID HGT.		FREE LENGTH		SPRING RATE		SOLID HEIGHT		PRICE GROUP		
	IN.	MM	IN.	MM	IN.	MM	LB.	KG	IN.	MM	LB/IN.	KG/MM	IN.	MM	Music Wire	302 Stainless*	316 Stainless
															M	S	S316
LC 091GJ 01	.563	14.30	.594	15.88	.092	2.31	82.267	37.316	0.625	15.88	397.57	7.117	0.418	10.62	L	P	Special Order
LC 091GJ 02									0.750	19.05	310.08	5.550	0.483	12.27	L	P	
LC 091GJ 03									0.875	22.23	254.15	4.549	0.548	13.92	L	R	
LC 091GJ 04									1.000	25.40	215.31	3.854	0.613	15.57	M	R	
LC 091GJ 05									1.250	31.75	164.91	2.952	0.743	18.87	M	S	
LC 091GJ 06									1.500	38.10	133.63	2.392	0.874	22.20	M	T	
LC 091GJ 07									1.750	44.45	112.33	2.011	1.004	25.50	N	T	
LC 091GJ 08									2.000	50.80	96.88	1.734	1.134	28.80	N	U	
LC 091GJ 09									2.250	57.15	85.17	1.524	1.264	32.11	N	U	
LC 091GJ 10									2.500	63.50	75.98	1.360	1.394	35.41	P	W	
LC 091GJ 11									3.000	76.20	62.50	1.119	1.654	42.01	P	X	
LC 091GJ 12									3.250	82.55	57.41	1.028	1.785	45.34	P	Y	
LC 091GJ 13									3.500	88.90	53.08	0.950	1.915	48.64	R	Y	
LC 091GJ 14									3.750	95.25	49.36	0.884	2.045	51.94	R	Z	
LC 091GJ 15									4.000	101.60	46.13	0.826	2.175	55.25	R	Z	
LC 045H 0	.600	15.24	.625	15.88	.045	1.14	7.586	3.441	0.500	12.70	21.70	0.388	0.170	4.32	F	G	L
LC 045H 01									0.625	15.88	18.00	0.321	0.181	4.60	F	G	L
LC 045H 02									0.750	19.05	15.00	0.267	0.204	5.18	F	G	L
LC 045H 03									0.875	22.23	12.00	0.214	0.226	5.74	F	G	L
LC 045H 04									1.000	25.40	10.50	0.187	0.249	6.32	F	G	L
LC 045H 05									1.250	31.75	8.00	0.143	0.294	7.47	G	J	M
LC 045H 06									1.500	38.10	6.50	0.116	0.350	8.89	G	J	M
LC 045H 07									1.750	44.45	5.50	0.098	0.387	9.83	G	J	M
LC 045H 08									2.000	50.80	4.75	0.085	0.443	11.00	G	J	M
LC 045H 09									2.250	57.15	4.20	0.075	0.486	12.34	G	J	M
LC 045H 10									2.500	63.50	3.75	0.067	0.532	13.51	G	J	M
LC 045H 11									2.750	69.85	3.40	0.061	0.576	14.63	G	J	M
LC 045H 12									3.000	76.20	3.10	0.055	0.622	15.80	G	J	M
LC 045H 13									3.250	82.55	2.86	0.051	0.667	16.94	L	M	R
LC 045H 14	3.500	88.90	2.65	0.047	0.711	18.06	L	M	R								
LC 049H 01	.600	15.24	.625	15.88	.049	1.24	12.000	5.435	0.625	15.88	28.00	0.499	0.200	5.08	F	G	L
LC 049H 02									0.750	19.05	23.00	0.410	0.221	5.61	F	G	L
LC 049H 03									0.875	22.23	19.00	0.339	0.245	6.22	F	G	L
LC 049H 04									1.000	25.40	16.00	0.285	0.270	6.86	F	G	L
LC 049H 05									1.250	31.75	13.00	0.232	0.304	7.72	G	J	M
LC 049H 06									1.500	38.10	10.00	0.178	0.368	9.35	G	J	M
LC 049H 07									1.750	44.45	8.50	0.152	0.417	10.59	J	K	N
LC 049H 08									2.000	50.80	7.50	0.134	0.451	11.46	J	K	N
LC 049H 09									2.250	57.15	6.50	0.116	0.500	12.70	J	K	N
LC 049H 10									2.500	63.50	5.75	0.102	0.550	13.97	J	K	N
LC 049H 11									2.750	69.85	5.08	0.091	0.606	15.39	K	L	P
LC 049H 12									3.000	76.20	4.64	0.083	0.654	16.61	K	L	P

COMPRESSION SPRINGS



SPECIAL INSTRUCTIONS FOR COMPRESSION SERIES

STOCK NUMBERS: Add "M" to end of Stock Number for Music Wire; "S" for Type 302 Stainless; "S316" for Type 316 Stainless.

PRICING: See Inside Back Cover for up to 199 pricing. To price or order up to 1000 pcs., visit leespring.com; 1000+ pcs. contact Lee Spring.

CALCULATIONS: Spring Rate and Load at Solid Hgt. are for Music Wire. For Type 302 or Type 316 Stainless, multiply figures shown by 5/6 (.833).

*Note: Type 302 may be substituted with Type 304 at Lee Spring's discretion.

COMPRESSION SPRINGS: STANDARD SERIES (INCH)

ENDS ARE GROUND • Music Wire (Plated), 302 Stainless Steel* (Passivated),
or 316 Stainless Steel (Passivated Ultrasonically Cleaned)

COMPRESSION SPRINGS

LEE STOCK NUMBER	OUTSIDE DIAMETER		TO WORK IN HOLE DIAMETER		WIRE DIAMETER		APPROX. LOAD AT SOLID HGT.		FREE LENGTH		SPRING RATE		SOLID HEIGHT		PRICE GROUP		
	IN.	MM	IN.	MM	IN.	MM	LB.	KG	IN.	MM	LB/IN.	KG/MM	IN.	MM	Music Wire	302 Stainless*	316 Stainless
															M	S	S316
LC 055H 01	.600	15.24	.625	15.88	.055	1.40	16.300	7.394	0.625	15.88	40.00	0.714	0.228	5.79	F	G	L
LC 055H 02									0.750	19.05	33.00	0.588	0.249	6.32	F	G	L
LC 055H 03									0.875	22.23	27.00	0.482	0.290	7.37	F	G	L
LC 055H 04									1.000	25.40	24.00	0.428	0.317	8.05	F	G	L
LC 055H 05									1.250	31.75	19.00	0.339	0.359	9.12	G	J	M
LC 055H 06									1.500	38.10	15.00	0.268	0.428	10.87	G	J	M
LC 055H 07									1.750	44.45	12.75	0.227	0.478	12.14	J	K	N
LC 055H 08									2.000	50.80	11.00	0.196	0.542	13.77	J	K	N
LC 055H 09									2.250	57.15	9.75	0.174	0.599	15.21	J	K	N
LC 055H 10									2.500	63.50	8.90	0.159	0.657	16.69	J	K	N
LC 055H 11									2.750	69.85	7.73	0.138	0.725	18.41	K	L	P
LC 055H 12									3.000	76.20	7.08	0.126	0.780	19.81	K	L	P
LC 059H 01	.600	15.24	.625	15.88	.059	1.50	19.500	8.832	0.625	15.88	53.00	0.945	0.258	6.55	F	G	L
LC 059H 02									0.750	19.05	42.00	0.749	0.288	7.32	F	G	L
LC 059H 03									0.875	22.23	35.00	0.624	0.317	8.05	F	G	L
LC 059H 04									1.000	25.40	30.00	0.535	0.352	8.94	G	J	M
LC 059H 05									1.250	31.75	24.00	0.428	0.425	10.80	G	J	M
LC 059H 06									1.500	38.10	19.00	0.339	0.482	12.24	G	J	M
LC 059H 07									1.750	44.45	16.00	0.285	0.556	14.12	J	K	N
LC 059H 08									2.000	50.80	14.00	0.250	0.615	15.62	J	K	N
LC 059H 09									2.250	57.15	12.50	0.223	0.705	17.91	J	K	N
LC 059H 10									2.500	63.50	11.25	0.200	0.777	19.74	J	K	N
LC 059H 11									2.750	69.85	9.30	0.166	0.857	21.77	L	M	R
LC 059H 12									3.000	76.20	8.50	0.152	0.924	23.47	L	M	R
LC 063H 01	.600	15.24	.625	15.88	.063	1.60	23.000	10.433	0.625	15.88	64.00	1.143	0.285	7.24	F	J	M
LC 063H 02									0.750	19.05	53.00	0.945	0.316	8.03	F	J	M
LC 063H 03									0.875	22.23	45.00	0.804	0.347	8.81	F	J	M
LC 063H 04									1.000	25.40	38.00	0.678	0.379	9.63	G	K	N
LC 063H 05									1.250	31.75	30.00	0.535	0.457	11.61	G	K	N
LC 063H 06									1.500	38.10	24.00	0.429	0.552	14.02	G	K	N
LC 063H 07									1.750	44.45	20.00	0.357	0.619	15.72	J	L	P
LC 063H 08									2.000	50.80	17.50	0.312	0.692	17.58	J	L	P
LC 063H 09									2.250	57.15	15.50	0.276	0.761	19.33	J	L	P
LC 063H 10									2.500	63.50	14.00	0.250	0.842	21.39	J	L	P
LC 063H 11									2.750	69.85	12.17	0.217	0.927	23.45	L	N	S
LC 063H 12									3.000	76.20	11.11	0.198	1.002	25.45	L	N	S
LC 063H 13									3.250	82.55	10.20	0.182	1.077	27.36	M	P	T
LC 063H 14									3.500	88.90	9.50	0.170	1.153	29.29	M	P	T

SPECIAL INSTRUCTIONS FOR COMPRESSION SERIES

STOCK NUMBERS: Add "M" to end of Stock Number for Music Wire; "S" for Type 302 Stainless; "S316" for Type 316 Stainless.

PRICING: See Inside Back Cover for up to 199 pricing. To price or order up to 1000 pcs., visit leespring.com; 1000+ pcs. contact Lee Spring.

CALCULATIONS: Spring Rate and Load at Solid Hgt. are for Music Wire. For Type 302 or Type 316 Stainless, multiply figures shown by 5/6 (.833).


*Note: Type 302 may be substituted with Type 304 at Lee Spring's discretion.

COMPRESSION SPRINGS: STANDARD SERIES (INCH)

ENDS ARE GROUND • Music Wire (Plated), 302 Stainless Steel* (Passivated),
or 316 Stainless Steel (Passivated Ultrasonically Cleaned)

LEE STOCK NUMBER	OUTSIDE DIAMETER		TO WORK IN HOLE DIAMETER		WIRE DIAMETER		APPROX. LOAD AT SOLID HGT.		FREE LENGTH		SPRING RATE		SOLID HEIGHT		PRICE GROUP		
	IN.	MM	IN.	MM	IN.	MM	LB.	KG	IN.	MM	LB./IN.	KG/MM	IN.	MM	Music Wire	302 Stainless*	316 Stainless
															M	S	S316
LC 067H 01	.600	15.24	.625	15.88	.067	1.70	26.000	11.794	0.625	15.88	80.00	1.429	0.302	7.67	F	J	M
LC 067H 02									0.750	19.05	63.00	1.123	0.361	9.17	G	K	N
LC 067H 03									0.875	22.23	50.00	0.892	0.403	10.24	G	K	N
LC 067H 04									1.000	25.40	45.00	0.804	0.436	11.07	G	K	N
LC 067H 05									1.250	31.75	34.00	0.606	0.537	13.64	G	K	N
LC 067H 06									1.500	38.10	29.00	0.517	0.605	15.37	G	K	N
LC 067H 07									1.750	44.45	24.00	0.429	0.705	17.91	G	K	N
LC 067H 08									2.000	50.80	19.50	0.348	0.842	21.39	K	M	R
LC 067H 09									2.250	57.15	17.00	0.303	0.944	23.98	K	M	R
LC 067H 10									2.500	63.50	15.00	0.267	1.057	26.85	K	M	R
LC 067H 11									2.750	69.85	13.40	0.239	1.143	29.03	L	N	S
LC 067H 12									3.000	76.20	12.20	0.218	1.241	31.52	L	N	S
LC 072H 0	.600	15.24	.625	15.88	.072	1.83	30.000	13.608	0.625	15.88	103.00	1.839	0.346	8.79	G	K	N
LC 072H 01									0.750	19.05	78.00	1.393	0.397	10.08	G	K	N
LC 072H 02									0.875	22.23	68.00	1.212	0.432	10.97	G	K	N
LC 072H 03									1.000	25.40	55.00	0.981	0.506	12.85	G	K	N
LC 072H 04									1.250	31.75	45.00	0.804	0.596	15.14	G	K	N
LC 072H 05									1.500	38.10	36.00	0.642	0.686	17.42	J	L	P
LC 072H 06									1.750	44.45	30.00	0.535	0.795	20.19	J	L	P
LC 072H 07									2.000	50.80	26.00	0.464	0.939	23.85	K	M	R
LC 072H 08									2.250	57.15	23.50	0.419	0.994	25.25	K	M	R
LC 072H 09									2.500	63.50	21.00	0.374	1.085	27.56	K	M	R
LC 072H 10									2.750	69.85	19.00	0.339	1.180	29.97	L	N	S
LC 072H 11	3.000	76.20	17.00	0.303	1.280	32.51	M	P	T								
LC 080H 01	.600	15.24	.625	15.88	.080	2.03	55.000	24.950	0.625	15.88	193.40	3.455	0.351	8.91	G	K	N
LC 080H 02									0.750	19.05	152.50	2.723	0.401	10.18	G	K	N
LC 080H 03									0.875	22.23	125.80	2.247	0.451	11.46	G	K	N
LC 080H 04									1.000	25.40	107.10	1.912	0.501	12.73	G	K	N
LC 080H 05									1.250	31.75	82.50	1.474	0.601	15.27	J	L	P
LC 080H 06									1.500	38.10	67.10	1.199	0.701	17.81	J	L	P
LC 080H 07									1.750	44.45	56.60	1.010	0.801	20.35	K	M	R
LC 080H 08									2.000	50.80	48.90	0.873	0.901	22.89	K	M	R
LC 080H 09									2.250	57.15	43.00	0.769	1.001	25.43	K	M	R
LC 080H 10									2.500	63.50	38.40	0.686	1.101	27.98	K	M	R
LC 080H 11									2.750	69.85	34.70	0.620	1.202	30.52	M	P	T
LC 080H 12									3.000	76.20	31.70	0.566	1.302	33.06	M	P	T
LC 080H 13									3.250	82.55	29.10	0.520	1.361	34.57	N	P	T
LC 080H 14									3.500	88.90	27.00	0.482	1.455	36.96	N	P	T
LC 080H 15									3.750	95.25	25.10	0.448	1.553	39.45	N	P	T
LC 080H 16									4.000	101.60	23.40	0.418	1.654	42.01	P	R	U

COMPRESSION SPRINGS



SPECIAL INSTRUCTIONS FOR COMPRESSION SERIES

STOCK NUMBERS: Add "M" to end of Stock Number for Music Wire; "S" for Type 302 Stainless; "S316" for Type 316 Stainless.

PRICING: See Inside Back Cover for up to 199 pricing. To price or order up to 1000 pcs., visit leespring.com; 1000+ pcs. contact Lee Spring.

CALCULATIONS: Spring Rate and Load at Solid Hgt. are for Music Wire. For Type 302 or Type 316 Stainless, multiply figures shown by 5/6 (.833).

*Note: Type 302 may be substituted with Type 304 at Lee Spring's discretion.

COMPRESSION SPRINGS: STANDARD SERIES (INCH)

ENDS ARE GROUND • Music Wire (Plated), 302 Stainless Steel* (Passivated),
or 316 Stainless Steel (Passivated Ultrasonically Cleaned)

COMPRESSION SPRINGS

LEE STOCK NUMBER	OUTSIDE DIAMETER		TO WORK IN HOLE DIAMETER		WIRE DIAMETER		APPROX. LOAD AT SOLID HGT.		FREE LENGTH		SPRING RATE		SOLID HEIGHT		PRICE GROUP										
	IN.	MM	IN.	MM	IN.	MM	LB.	KG	IN.	MM	LB/IN.	KG/MM	IN.	MM	Music Wire	302 Stainless*	316 Stainless								
LC 085H 01	.600	15.24	.625	15.88	.085	2.16	65.350	29.640	0.625	15.88	250.70	4.477	0.375	9.53	J	K	N								
LC 085H 02									0.750	19.05	196.60	3.511	0.430	10.93	J	K	N								
LC 085H 03									0.875	22.23	161.80	2.889	0.485	12.33	J	K	N								
LC 085H 04									1.000	25.40	137.40	2.454	0.540	13.72	J	K	N								
LC 085H 05									1.250	31.75	105.60	1.886	0.650	16.52	K	L	P								
LC 085H 06									1.500	38.10	85.80	1.532	0.760	19.31	K	L	P								
LC 085H 07									1.750	44.45	72.20	1.289	0.870	22.10	L	M	R								
LC 085H 08									2.000	50.80	62.30	1.113	0.980	24.90	L	M	R								
LC 085H 09									2.250	57.15	54.80	0.979	1.090	27.69	L	M	R								
LC 085H 10									2.500	63.50	49.00	0.875	1.200	30.48	L	M	R								
LC 085H 11									2.750	69.85	44.20	0.789	1.310	33.28	N	P	T								
LC 085H 12									3.000	76.20	40.30	0.720	1.420	36.07	N	P	T								
LC 085H 13									3.250	82.55	37.00	0.661	1.532	38.90	N	P	T								
LC 085H 14									3.500	88.90	34.25	0.612	1.640	41.67	N	P	T								
LC 085H 15									3.750	95.25	31.90	0.570	1.697	43.10	N	P	T								
LC 085H 16									4.000	101.60	29.80	0.532	1.805	45.85	P	R	U								
LC 092H 01									.600	15.24	.625	15.88	.092	2.34	89.350	40.530	0.625	15.88	373.60	6.672	0.397	10.09	K	L	P
LC 092H 02																	0.750	19.05	291.00	5.197	0.456	11.59	K	L	P
LC 092H 03	0.875	22.23	238.40	4.257	0.515	13.09	K	L									P								
LC 092H 04	1.000	25.40	201.90	3.606	0.574	14.59	K	L									P								
LC 092H 05	1.250	31.75	154.50	2.759	0.692	17.58	L	M									R								
LC 092H 06	1.500	38.10	125.20	2.236	0.810	20.57	L	M									R								
LC 092H 07	1.750	44.45	105.20	1.879	0.928	23.57	M	N									S								
LC 092H 08	2.000	50.80	90.70	1.620	1.046	26.56	M	N									S								
LC 092H 09	2.250	57.15	79.80	1.425	1.164	29.55	M	N									S								
LC 092H 10	2.500	63.50	71.10	1.270	1.281	32.55	M	N									S								
LC 092H 11	2.750	69.85	64.20	1.146	1.399	35.54	P	R									U								
LC 092H 12	3.000	76.20	58.50	1.045	1.517	38.53	P	R									U								
LC 092H 13	3.250	82.55	53.80	0.961	1.633	41.49	P	R									U								
LC 092H 14	3.500	88.90	49.70	0.888	1.752	44.51	P	R									U								
LC 092H 15	3.750	95.25	46.30	0.827	1.867	47.43	P	R									U								
LC 092H 16	4.000	101.60	43.20	0.771	1.988	50.48	P	R									U								
LC 098H 01	.600	15.24	.625	15.88	.098	2.49	103.900	47.120									0.750	19.05	387.80	6.925	0.487	12.36	K	L	Special Order
LC 098H 02																	0.875	22.23	314.10	5.609	0.553	14.05	K	L	
LC 098H 03									1.000	25.40	267.20	4.772	0.615	15.62	K	L									
LC 098H 04									1.250	31.75	203.90	3.641	0.743	18.88	L	M									
LC 098H 05									1.500	38.10	164.80	2.943	0.872	22.14	L	M									
LC 098H 06									1.750	44.45	138.30	2.470	1.000	25.40	M	N									
LC 098H 07									2.000	50.80	119.10	2.127	1.129	28.67	M	N									
LC 098H 08									2.250	57.15	104.60	1.868	1.257	31.93	M	N									
LC 098H 09									2.500	63.50	93.30	1.666	1.385	35.18	M	N									
LC 098H 10									2.750	69.85	84.10	1.502	1.515	38.47	P	R									
LC 098H 11									3.000	76.20	76.60	1.368	1.643	41.73	P	R									
LC 098H 12									3.250	82.55	70.40	1.257	1.770	44.96	P	R									
LC 098H 13									3.500	88.90	65.00	1.161	1.900	48.27	P	R									
LC 098H 14									3.750	95.25	60.50	1.080	2.027	51.48	P	R									
LC 098H 15									4.000	101.60	56.50	1.009	2.156	54.76	P	R									

SPECIAL INSTRUCTIONS FOR COMPRESSION SERIES

STOCK NUMBERS: Add "M" to end of Stock Number for Music Wire; "S" for Type 302 Stainless; "S316" for Type 316 Stainless.

PRICING: See Inside Back Cover for up to 199 pricing. To price or order up to 1000 pcs., visit leespring.com; 1000+ pcs. contact Lee Spring.

CALCULATIONS: Spring Rate and Load at Solid Hgt. are for Music Wire. For Type 302 or Type 316 Stainless, multiply figures shown by 5/6 (.833).


*Note: Type 302 may be substituted with Type 304 at Lee Spring's discretion.

COMPRESSION SPRINGS: STANDARD SERIES (INCH)

ENDS ARE GROUND • Music Wire (Plated), 302 Stainless Steel* (Passivated),
or 316 Stainless Steel (Passivated Ultrasonically Cleaned)

COMPRESSION SPRINGS

LEE STOCK NUMBER	OUTSIDE DIAMETER		TO WORK IN HOLE DIAMETER		WIRE DIAMETER		APPROX. LOAD AT SOLID HGT.		FREE LENGTH		SPRING RATE		SOLID HEIGHT		PRICE GROUP		
	IN.	MM	IN.	MM	IN.	MM	LB.	KG	IN.	MM	LB./IN.	KG/MM	IN.	MM	Music Wire	302 Stainless*	316 Stainless
															M	S	S316
LC 120HH 01	.625	15.88	.656	16.66	.120	3.05	124.175	56.326	0.875	22.23	653.47	11.697	0.685	17.40	P	X	Special Order
LC 120HH 02									1.000	25.40	545.99	9.773	0.771	19.58	R	Y	
LC 120HH 03									1.250	31.75	410.85	7.354	0.944	23.98	R	Z	
LC 120HH 04									1.500	38.10	329.33	5.895	1.116	28.35	S	AA	
LC 120HH 05									1.750	44.45	274.80	4.919	1.288	32.72	T	AB	
LC 120HH 06									2.000	50.80	235.77	4.220	1.461	37.11	U	AC	
LC 120HH 07									2.250	57.15	206.44	3.695	1.633	41.48	U	AD	
LC 120HH 08									2.500	63.50	183.61	3.287	1.805	45.85	W	AE	
LC 120HH 09									2.750	69.85	165.32	2.959	1.978	50.24	W	AG	
LC 120HH 10									3.000	76.20	150.35	2.691	2.150	54.61	X	AG	
LC 120HH 11									3.250	82.55	137.86	2.468	2.322	58.98	X	AK	
LC 120HH 12									3.500	88.90	127.29	2.278	2.495	63.37	Y	AL	
LC 120HH 13									4.000	101.60	110.36	1.975	2.839	72.11	Z	AM	
LC 049HJ 01	.660	16.76	.687	17.45	.049	1.24	10.000	4.530	0.625	15.88	23.30	0.416	0.182	4.62	F	J	M
LC 049HJ 02									0.750	19.05	18.20	0.325	0.210	5.34	G	K	N
LC 049HJ 03									0.875	22.23	15.30	0.273	0.230	5.83	G	K	N
LC 049HJ 04									1.000	25.40	13.20	0.235	0.249	6.33	G	K	N
LC 049HJ 05									1.250	31.75	10.30	0.184	0.288	7.32	G	K	N
LC 049HJ 06									1.500	38.10	8.50	0.151	0.328	8.32	G	K	N
LC 049HJ 07									1.750	44.45	7.20	0.128	0.367	9.31	G	K	N
LC 049HJ 08									2.000	50.80	6.30	0.113	0.406	10.31	K	M	R
LC 049HJ 09									2.250	57.15	5.50	0.098	0.445	11.30	K	M	R
LC 049HJ 10									2.500	63.50	5.00	0.089	0.484	12.30	K	M	R
LC 049HJ 11									2.750	69.85	4.50	0.080	0.523	13.29	L	N	S
LC 049HJ 12									3.000	76.20	4.10	0.073	0.562	14.28	L	N	S
LC 055HJ 01	.660	16.76	.687	17.45	.055	1.40	15.000	6.800	0.625	15.88	36.00	0.643	0.210	5.34	J	L	P
LC 055HJ 02									0.750	19.05	28.90	0.515	0.238	6.05	J	L	P
LC 055HJ 03									0.875	22.23	24.10	0.431	0.261	6.63	J	L	P
LC 055HJ 04									1.000	25.40	20.80	0.371	0.284	7.22	J	L	P
LC 055HJ 05									1.250	31.75	16.20	0.289	0.330	8.39	J	L	P
LC 055HJ 06									1.500	38.10	13.30	0.237	0.377	9.56	J	L	P
LC 055HJ 07									1.750	44.45	11.30	0.201	0.423	10.74	K	M	R
LC 055HJ 08									2.000	50.80	9.80	0.175	0.469	11.91	K	M	R
LC 055HJ 09									2.250	57.15	8.60	0.154	0.515	13.08	K	M	R
LC 055HJ 10									2.500	63.50	7.80	0.139	0.561	14.25	K	M	R
LC 055HJ 11									2.750	69.85	7.00	0.125	0.607	15.42	K	M	R
LC 055HJ 12									3.000	76.20	6.40	0.114	0.653	16.60	K	M	R



SPECIAL INSTRUCTIONS FOR COMPRESSION SERIES

STOCK NUMBERS: Add "M" to end of Stock Number for Music Wire; "S" for Type 302 Stainless; "S316" for Type 316 Stainless.

PRICING: See Inside Back Cover for up to 199 pricing. To price or order up to 1000 pcs., visit leespring.com; 1000+ pcs. contact Lee Spring.

CALCULATIONS: Spring Rate and Load at Solid Hgt. are for Music Wire. For Type 302 or Type 316 Stainless, multiply figures shown by 5/6 (.833).

*Note: Type 302 may be substituted with Type 304 at Lee Spring's discretion.

COMPRESSION SPRINGS: STANDARD SERIES (INCH)

ENDS ARE GROUND • Music Wire (Plated), 302 Stainless Steel* (Passivated),
or 316 Stainless Steel (Passivated Ultrasonically Cleaned)

COMPRESSION SPRINGS

LEE STOCK NUMBER	OUTSIDE DIAMETER		TO WORK IN HOLE DIAMETER		WIRE DIAMETER		APPROX. LOAD AT SOLID HGT.		FREE LENGTH		SPRING RATE		SOLID HEIGHT		PRICE GROUP		
	IN.	MM	IN.	MM	IN.	MM	LB.	KG	IN.	MM	LB/IN.	KG/MM	IN.	MM	Music Wire	302 Stainless*	316 Stainless
LC 063HJ 01	.660	16.76	.687	17.45	.063	1.600	20.000	9.070	0.625	15.88	55.60	0.993	0.262	6.65	J	L	P
LC 063HJ 02									0.750	19.05	44.50	0.794	0.293	7.45	J	L	P
LC 063HJ 03									0.875	22.23	37.10	0.662	0.325	8.25	J	L	P
LC 063HJ 04									1.000	25.40	31.80	0.567	0.356	9.05	J	L	P
LC 063HJ 05									1.250	31.75	24.70	0.441	0.419	10.65	K	M	R
LC 063HJ 06									1.500	38.10	20.20	0.361	0.482	12.25	K	M	R
LC 063HJ 07									1.750	44.45	17.10	0.305	0.545	13.85	K	M	R
LC 063HJ 08									2.000	50.80	14.80	0.265	0.608	15.45	K	M	R
LC 063HJ 09									2.250	57.15	13.10	0.233	0.671	17.05	L	N	S
LC 063HJ 10									2.500	63.50	11.70	0.209	0.734	18.65	L	N	S
LC 063HJ 11									2.750	69.85	10.60	0.189	0.797	20.25	L	N	S
LC 063HJ 12									3.000	76.20	9.70	0.173	0.860	21.85	L	N	S
LC 067HJ 01	.660	16.76	.687	17.45	.067	1.702	25.000	11.340	0.625	15.88	70.70	1.262	0.281	7.15	J	L	P
LC 067HJ 02									0.750	19.05	56.40	1.006	0.316	8.03	J	L	P
LC 067HJ 03									0.875	22.23	46.90	0.837	0.351	8.92	J	L	P
LC 067HJ 04									1.000	25.40	40.10	0.716	0.386	9.81	J	L	P
LC 067HJ 05									1.250	31.75	31.10	0.555	0.456	11.59	K	M	R
LC 067HJ 06									1.500	38.10	25.50	0.454	0.526	13.36	K	M	R
LC 067HJ 07									1.750	44.45	21.50	0.384	0.596	15.14	K	M	R
LC 067HJ 08									2.000	50.80	18.60	0.332	0.666	16.92	K	M	R
LC 067HJ 09									2.250	57.15	16.50	0.293	0.736	18.69	L	N	S
LC 067HJ 10									2.500	63.50	14.70	0.262	0.806	20.47	L	N	S
LC 067HJ 11									2.750	69.85	13.30	0.237	0.876	22.25	L	N	S
LC 067HJ 12									3.000	76.20	12.10	0.216	0.946	24.02	L	N	S
LC 072HJ 01	.660	16.76	.687	17.45	.072	1.829	30.000	13.610	0.625	15.88	94.10	1.680	0.306	7.76	J	M	R
LC 072HJ 02									0.750	19.05	74.70	1.333	0.345	8.77	J	M	R
LC 072HJ 03									0.875	22.23	62.00	1.106	0.385	9.77	J	M	R
LC 072HJ 04									1.000	25.40	53.00	0.944	0.424	10.77	J	M	R
LC 072HJ 05									1.250	31.75	41.00	0.731	0.503	12.77	K	N	S
LC 072HJ 06									1.500	38.10	33.50	0.596	0.582	14.77	K	N	S
LC 072HJ 07									1.750	44.45	28.20	0.503	0.661	16.78	K	N	S
LC 072HJ 08									2.000	50.80	24.50	0.436	0.739	18.78	K	N	S
LC 072HJ 09									2.250	57.15	21.50	0.384	0.818	20.78	M	R	U
LC 072HJ 10									2.500	63.50	19.20	0.343	0.897	22.78	M	R	U
LC 072HJ 11									2.750	69.85	17.50	0.310	0.976	24.79	M	R	U
LC 072HJ 12									3.000	76.20	15.90	0.283	1.055	27.79	M	R	U

SPECIAL INSTRUCTIONS FOR COMPRESSION SERIES

STOCK NUMBERS: Add "M" to end of Stock Number for Music Wire; "S" for Type 302 Stainless; "S316" for Type 316 Stainless.

PRICING: See Inside Back Cover for up to 199 pricing. To price or order up to 1000 pcs., visit leespring.com; 1000+ pcs. contact Lee Spring.

CALCULATIONS: Spring Rate and Load at Solid Hgt. are for Music Wire. For Type 302 or Type 316 Stainless, multiply figures shown by 5/6 (.833).


*Note: Type 302 may be substituted with Type 304 at Lee Spring's discretion.

COMPRESSION SPRINGS: STANDARD SERIES (INCH)

ENDS ARE GROUND • Music Wire (Plated), 302 Stainless Steel* (Passivated),
or 316 Stainless Steel (Passivated Ultrasonically Cleaned)

LEE STOCK NUMBER	OUTSIDE DIAMETER		TO WORK IN HOLE DIAMETER		WIRE DIAMETER		APPROX. LOAD AT SOLID HGT.		FREE LENGTH		SPRING RATE		SOLID HEIGHT		PRICE GROUP		
	IN.	MM	IN.	MM	IN.	MM	LB.	KG	IN.	MM	LB./IN.	KG/MM	IN.	MM	Music Wire	302 Stainless*	316 Stainless
LC 105HK 01									0.875	22.23	279.21	4.998	0.558	14.17	N	S	W
LC 105HK 02									1.000	25.40	235.03	4.207	0.622	15.80	N	S	W
LC 105HK 03									1.250	31.75	178.53	3.196	0.750	19.05	N	S	W
LC 105HK 04									1.500	38.10	143.93	2.576	0.879	22.33	N	T	X
LC 105HK 05									1.750	44.45	120.57	2.158	1.007	25.58	P	U	Y
LC 105HK 06									2.000	50.80	103.73	1.857	1.136	28.85	R	W	Z
LC 105HK 07	.688	17.46	.720	18.29	.105	2.67	88.549	40.166	2.250	57.15	91.02	1.629	1.264	32.11	S	X	AA
LC 105HK 08									2.500	63.50	81.08	1.451	1.392	35.36	S	Y	AB
LC 105HK 09									2.750	69.85	73.10	1.308	1.521	38.63	T	Z	AC
LC 105HK 10									3.000	76.20	66.55	1.191	1.649	41.88	U	AA	AD
LC 105HK 11									3.250	82.55	61.08	1.093	1.778	45.16	U	AA	AD
LC 105HK 12									3.500	88.90	56.44	1.010	1.906	48.41	W	AB	AE
LC 105HK 13									4.000	101.60	48.99	0.877	2.163	54.94	X	AC	AG
LC 150HK 01									0.875	22.23	1665.33	29.739	0.703	17.86	U	AA	Special Order
LC 150HK 02									1.000	25.40	1367.95	24.429	0.791	20.09	W	AB	
LC 150HK 03									1.063	27.00	1255.00	22.412	0.835	21.21	W	AB	
LC 150HK 04									1.250	31.75	1007.96	18.000	0.968	24.59	W	AC	
LC 150HK 05									1.500	38.10	797.97	14.250	1.145	29.08	X	AC	
LC 150HK 06	.688	17.46	.720	18.29	.148	3.76	283.650	128.664	1.750	44.45	660.39	11.793	1.321	33.55	Y	AE	
LC 150HK 07									2.000	50.80	563.27	10.059	1.498	38.05	Y	AG	
LC 150HK 08									2.250	57.15	491.06	8.769	1.674	42.52	Z	AG	
LC 150HK 09									2.500	63.50	435.26	7.773	1.850	46.99	Z	AK	
LC 150HK 10									3.000	76.20	354.65	6.333	2.204	55.98	AB	AM	
LC 150HK 11									3.250	82.55	324.60	5.797	2.382	60.50	AB	AM	
LC 150HK 12									3.500	88.90	299.24	5.344	2.558	64.97	AB	AN	
LC 055J 0									0.625	15.88	28.70	0.513	0.203	5.16	J	L	P
LC 055J 01									0.750	19.05	23.00	0.411	0.221	5.61	J	L	P
LC 055J 02									0.875	22.23	20.00	0.357	0.242	6.15	J	L	P
LC 055J 03									1.000	25.40	18.50	0.330	0.249	6.32	J	L	P
LC 055J 04									1.250	31.75	14.00	0.250	0.304	7.72	J	L	P
LC 055J 05									1.500	38.10	11.50	0.205	0.331	8.41	J	L	P
LC 055J 06	.720	18.29	.750	19.05	.055	1.40	13.000	5.897	1.750	44.45	9.00	0.160	0.400	10.16	K	M	R
LC 055J 07									2.000	50.80	8.50	0.152	0.421	10.69	K	M	R
LC 055J 08									2.250	57.15	7.25	0.129	0.467	11.86	K	M	R
LC 055J 09									2.500	63.50	6.60	0.118	0.516	13.11	K	M	R
LC 055J 10									2.750	69.85	6.00	0.107	0.548	13.92	K	M	R
LC 055J 11									3.000	76.20	5.50	0.098	0.587	14.91	K	M	R
LC 059J 01									0.750	19.05	32.90	0.588	0.238	6.04	J	L	P
LC 059J 02									0.875	22.23	27.30	0.488	0.262	6.65	J	L	P
LC 059J 03									1.000	25.40	23.50	0.420	0.284	7.22	J	L	P
LC 059J 04									1.250	31.75	18.30	0.327	0.331	8.40	J	L	P
LC 059J 05	.720	18.29	.750	19.05	.059	1.50	17.000	7.710	1.500	38.10	15.00	0.268	0.377	9.56	J	L	P
LC 059J 06									1.750	44.45	12.70	0.227	0.423	10.74	K	M	R
LC 059J 07									2.000	50.80	11.00	0.196	0.469	11.92	K	M	R
LC 059J 08									2.250	57.15	9.70	0.173	0.516	13.10	K	M	R
LC 059J 09									2.500	63.50	8.70	0.155	0.561	14.25	K	M	R

COMPRESSION SPRINGS



SPECIAL INSTRUCTIONS FOR COMPRESSION SERIES

STOCK NUMBERS: Add "M" to end of Stock Number for Music Wire; "S" for Type 302 Stainless; "S316" for Type 316 Stainless.
PRICING: See Inside Back Cover for up to 199 pricing. To price or order up to 1000 pcs., visit leespring.com; 1000+ pcs. contact Lee Spring.
CALCULATIONS: Spring Rate and Load at Solid Hgt. are for Music Wire. For Type 302 or Type 316 Stainless, multiply figures shown by 5/6 (.833).
 *Note: Type 302 may be substituted with Type 304 at Lee Spring's discretion.

COMPRESSION SPRINGS: STANDARD SERIES (INCH)

ENDS ARE GROUND • Music Wire (Plated), 302 Stainless Steel* (Passivated),
or 316 Stainless Steel (Passivated Ultrasonically Cleaned)

COMPRESSION SPRINGS

LEE STOCK NUMBER	OUTSIDE DIAMETER		TO WORK IN HOLE DIAMETER		WIRE DIAMETER		APPROX. LOAD AT SOLID HGT.		FREE LENGTH		SPRING RATE		SOLID HEIGHT		PRICE GROUP		
	IN.	MM	IN.	MM	IN.	MM	LB.	KG	IN.	MM	LB/IN.	KG/MM	IN.	MM	Music Wire	302 Stainless*	316 Stainless
LC 063J 0	.720	18.29	.750	19.05	.063	1.60	15.500	7.031	0.625	15.88	41.50	0.741	0.263	6.68	J	L	P
LC 063J 01									0.750	19.05	33.00	0.589	0.284	7.21	J	L	P
LC 063J 02									0.875	22.23	28.00	0.499	0.316	8.03	J	L	P
LC 063J 03									1.000	25.40	24.00	0.428	0.355	9.02	J	L	P
LC 063J 04									1.250	31.75	19.00	0.339	0.441	11.20	K	M	R
LC 063J 05									1.500	38.10	15.00	0.267	0.489	12.42	K	M	R
LC 063J 06									1.750	44.45	13.00	0.232	0.536	13.61	K	M	R
LC 063J 07									2.000	50.80	11.00	0.196	0.616	15.65	K	M	R
LC 063J 08									2.250	57.15	10.00	0.178	0.673	17.09	L	N	S
LC 063J 09									2.500	63.50	9.00	0.160	0.736	18.69	L	N	S
LC 063J 10									2.750	69.85	8.00	0.143	0.792	20.12	L	N	S
LC 063J 11	3.000	76.20	7.25	0.129	0.860	21.84	L	N	S								
LC 065J 01	.720	18.29	.750	19.05	.065	1.65	19.000	8.605	0.750	19.05	41.00	0.731	0.290	7.37	J	L	P
LC 065J 02									0.875	22.23	35.00	0.624	0.322	8.18	J	L	P
LC 065J 03									1.000	25.40	29.00	0.517	0.355	9.02	J	L	P
LC 065J 04									1.250	31.75	23.00	0.410	0.420	10.67	K	M	R
LC 065J 05									1.500	38.10	19.00	0.339	0.465	11.81	K	M	R
LC 065J 06									1.750	44.45	15.50	0.276	0.537	13.64	K	M	R
LC 065J 07									2.000	50.80	13.50	0.241	0.611	15.52	K	M	R
LC 065J 08									2.250	57.15	12.00	0.214	0.660	16.76	L	N	S
LC 065J 09									2.500	63.50	10.50	0.187	0.743	18.87	L	N	S
LC 065J 10									2.750	69.85	9.15	0.163	0.818	20.78	N	R	U
LC 065J 11									3.000	76.20	8.35	0.149	0.883	22.43	N	R	U
LC 067J 01	.720	18.29	.750	19.05	.067	1.70	22.000	9.979	0.750	19.05	50.00	0.893	0.286	7.26	J	L	P
LC 067J 02									0.875	22.23	40.00	0.713	0.319	8.10	J	L	P
LC 067J 03									1.000	25.40	33.00	0.588	0.353	8.97	J	L	P
LC 067J 04									1.250	31.75	27.00	0.482	0.403	10.24	K	M	R
LC 067J 05									1.500	38.10	22.00	0.392	0.471	11.96	K	M	R
LC 067J 06									1.750	44.45	18.00	0.321	0.537	13.64	K	M	R
LC 067J 07									2.000	50.80	15.50	0.277	0.606	15.39	K	M	R
LC 067J 08									2.250	57.15	14.00	0.250	0.669	16.99	L	N	S
LC 067J 09									2.500	63.50	13.75	0.246	0.725	18.42	L	N	S
LC 067J 10									3.000	76.20	10.00	0.178	0.883	22.43	L	N	S
LC 067J 11									3.250	82.55	9.20	0.164	0.935	23.75	M	P	T
LC 067J 12									3.500	88.90	8.51	0.152	0.998	25.35	M	P	T
LC 072J 0	.720	18.29	.750	19.05	.072	1.83	25.000	11.340	0.750	19.05	57.90	1.034	0.328	8.33	J	L	P
LC 072J 01									0.875	22.23	48.00	0.857	0.361	9.17	J	M	R
LC 072J 02									1.000	25.40	42.00	0.749	0.397	10.08	J	M	R
LC 072J 03									1.250	31.75	33.00	0.589	0.470	11.94	K	N	S
LC 072J 04									1.500	38.10	26.00	0.464	0.559	14.20	K	N	S
LC 072J 05									1.750	44.45	22.00	0.392	0.631	16.03	K	N	S
LC 072J 06									2.000	50.80	20.00	0.357	0.686	17.42	K	N	S
LC 072J 07									2.250	57.15	17.00	0.303	0.779	19.79	M	R	U
LC 072J 08									2.500	63.50	15.00	0.267	0.869	22.07	M	R	U
LC 072J 09									2.750	69.85	14.00	0.250	0.927	23.54	M	R	U
LC 072J 10									3.000	76.20	12.50	0.223	1.015	25.78	M	R	U
LC 072J 11									3.500	88.90	10.50	0.187	1.150	29.21	N	S	W
LC 072J 12	4.000	101.60	9.14	0.163	1.321	33.55	P	T	Y								

SPECIAL INSTRUCTIONS FOR COMPRESSION SERIES

STOCK NUMBERS: Add "M" to end of Stock Number for Music Wire; "S" for Type 302 Stainless; "S316" for Type 316 Stainless.

PRICING: See Inside Back Cover for up to 199 pricing. To price or order up to 1000 pcs., visit leespring.com; 1000+ pcs. contact Lee Spring.

CALCULATIONS: Spring Rate and Load at Solid Hgt. are for Music Wire. For Type 302 or Type 316 Stainless, multiply figures shown by 5/6 (.833).


*Note: Type 302 may be substituted with Type 304 at Lee Spring's discretion.

COMPRESSION SPRINGS: STANDARD SERIES (INCH)

ENDS ARE GROUND • Music Wire (Plated), 302 Stainless Steel* (Passivated),
or 316 Stainless Steel (Passivated Ultrasonically Cleaned)

LEE STOCK NUMBER	OUTSIDE DIAMETER		TO WORK IN HOLE DIAMETER		WIRE DIAMETER		APPROX. LOAD AT SOLID HGT.		FREE LENGTH		SPRING RATE		SOLID HEIGHT		PRICE GROUP		
	IN.	MM	IN.	MM	IN.	MM	LB.	KG	IN.	MM	LB./IN.	KG/MM	IN.	MM	Music Wire	302 Stainless*	316 Stainless
															M	S	S316
LC 080J 0	.720	18.29	.750	19.05	.080	2.03	39.000	17.650	0.750	19.05	97.50	1.741	0.352	8.94	L	M	R
LC 080J 01									0.875	22.23	80.26	1.430	0.404	10.26	L	P	T
LC 080J 02									1.000	25.40	68.53	1.220	0.444	11.28	L	P	T
LC 080J 03									1.250	31.75	52.66	0.940	0.526	13.36	L	P	T
LC 080J 04									1.500	38.10	42.94	0.765	0.607	15.42	L	R	U
LC 080J 05									1.750	44.45	36.05	0.644	0.690	17.52	M	S	W
LC 080J 06									2.000	50.80	31.20	0.557	0.770	19.56	N	T	X
LC 080J 07									2.250	57.15	27.47	0.490	0.855	21.72	P	U	Y
LC 080J 08									2.500	63.50	24.54	0.438	0.935	23.75	P	W	Z
LC 080J 09									2.750	69.85	22.21	0.396	1.015	25.78	R	X	AA
LC 080J 10									3.000	76.20	20.23	0.361	1.095	27.81	S	Y	AB
LC 080J 11									3.500	88.90	16.98	0.303	1.273	32.33	T	Z	AC
LC 080J 12	4.000	101.60	14.77	0.264	1.440	36.58	U	AA	AD								
LC 085J 0	.720	18.29	.750	19.05	.085	2.16	54.500	24.720	0.750	19.05	139.00	2.482	0.357	9.07	L	P	T
LC 085J 01									0.875	22.23	113.70	2.030	0.411	10.43	L	P	T
LC 085J 02									1.000	25.40	97.00	1.732	0.451	11.46	L	P	T
LC 085J 03									1.250	31.75	74.50	1.331	0.534	13.57	L	P	T
LC 085J 04									1.500	38.10	60.50	1.081	0.617	15.68	L	R	U
LC 085J 05									1.750	44.45	50.90	0.910	0.701	17.80	M	S	W
LC 085J 06									2.000	50.80	44.00	0.786	0.784	19.91	N	T	X
LC 085J 07									2.250	57.15	38.70	0.691	0.867	22.02	P	U	Y
LC 085J 08									2.500	63.50	34.50	0.617	0.950	24.13	P	W	Z
LC 085J 09									2.750	69.85	31.20	0.557	1.033	26.24	R	X	AA
LC 085J 10									3.000	76.20	28.40	0.508	1.116	28.36	S	Y	AB
LC 085J 11									3.500	88.90	24.20	0.432	1.283	32.58	T	Z	AC
LC 085J 12	4.000	101.60	21.00	0.375	1.449	36.80	U	AA	AD								
LC 095J 0	.720	18.29	.750	19.05	.095	2.41	76.730	34.810	0.750	19.05	218.00	3.893	0.408	10.36	M	R	U
LC 095J 01									0.875	22.23	178.53	3.188	0.459	11.65	M	R	U
LC 095J 02									1.000	25.40	150.98	2.696	0.507	12.87	M	R	U
LC 095J 03									1.250	31.75	115.37	2.060	0.602	15.30	M	R	U
LC 095J 04									1.500	38.10	93.35	1.667	0.698	17.74	M	S	W
LC 095J 05									1.750	44.45	78.39	1.400	0.794	20.18	N	T	X
LC 095J 06									2.000	50.80	67.57	1.207	0.890	22.61	P	U	Y
LC 095J 07									2.250	57.15	59.37	1.060	0.986	25.05	R	W	Z
LC 095J 08									2.500	63.50	52.94	0.945	1.082	27.49	R	X	AA
LC 095J 09									2.750	69.85	47.77	0.853	1.178	29.92	S	Y	AB
LC 095J 10									3.000	76.20	43.52	0.777	1.274	32.36	T	Z	AC
LC 095J 11									3.500	88.90	36.95	0.660	1.466	37.23	U	AA	AD
LC 095J 12	4.000	101.60	32.10	0.573	1.658	42.11	W	AB	AE								

COMPRESSION SPRINGS



SPECIAL INSTRUCTIONS FOR COMPRESSION SERIES

STOCK NUMBERS: Add "M" to end of Stock Number for Music Wire; "S" for Type 302 Stainless; "S316" for Type 316 Stainless.

PRICING: See Inside Back Cover for up to 199 pricing. To price or order up to 1000 pcs., visit leespring.com; 1000+ pcs. contact Lee Spring.

CALCULATIONS: Spring Rate and Load at Solid Hgt. are for Music Wire. For Type 302 or Type 316 Stainless, multiply figures shown by 5/6 (.833).

*Note: Type 302 may be substituted with Type 304 at Lee Spring's discretion.

COMPRESSION SPRINGS: STANDARD SERIES (INCH)

ENDS ARE GROUND • Music Wire (Plated), 302 Stainless Steel* (Passivated),
or 316 Stainless Steel (Passivated Ultrasonically Cleaned)

COMPRESSION SPRINGS

LEE STOCK NUMBER	OUTSIDE DIAMETER		TO WORK IN HOLE DIAMETER		WIRE DIAMETER		APPROX. LOAD AT SOLID HGT.		FREE LENGTH		SPRING RATE		SOLID HEIGHT		PRICE GROUP		
	IN.	MM	IN.	MM	IN.	MM	LB.	KG	IN.	MM	LB/IN.	KG/MM	IN.	MM	Music Wire	302 Stainless*	316 Stainless
															M	S	S316
LC 105J 0									0.750	19.05	337.70	6.031	0.444	11.28	T	Y	AD
LC 105J 01									0.875	22.23	274.64	4.904	0.525	13.33	T	Z	AE
LC 105J 02									1.000	25.40	231.18	4.128	0.583	14.81	T	Z	AE
LC 105J 03									1.250	31.75	175.61	3.136	0.699	17.76	T	Z	AE
LC 105J 04									1.500	38.10	141.58	2.528	0.815	20.70	T	AA	AG
LC 105J 05									1.750	44.45	118.59	2.118	0.931	23.65	U	AA	AJ
LC 105J 06	.720	18.29	.750	19.05	.105	2.67	100.330	45.510	2.000	50.80	102.03	1.822	1.047	26.60	U	AB	AK
LC 105J 07									2.250	57.15	89.53	1.599	1.163	29.55	W	AC	AL
LC 105J 08									2.500	63.50	79.75	1.424	1.279	32.49	W	AD	AM
LC 105J 09									2.750	69.85	71.90	1.284	1.395	35.44	X	AE	AN
LC 105J 10									3.000	76.20	65.46	1.169	1.511	38.39	X	AG	AO
LC 105J 11									3.500	88.90	55.51	0.991	1.743	44.28	Y	AJ	AP
LC 105J 12									4.000	101.60	48.19	0.861	1.975	50.18	Z	AK	AR
LC 112J 0									0.750	19.05	460.80	8.229	0.469	11.91	W	AC	AL
LC 112J 01									0.875	22.23	372.80	6.658	0.568	14.44	W	AC	AL
LC 112J 02									1.000	25.40	312.80	5.586	0.631	16.03	W	AC	AL
LC 112J 03									1.250	31.75	236.60	4.225	0.757	19.22	W	AC	AL
LC 112J 04									1.500	38.10	190.20	3.397	0.882	22.40	W	AC	AL
LC 112J 05									1.750	44.45	159.10	2.840	1.007	25.59	W	AC	AL
LC 112J 06	.720	18.29	.750	19.05	.112	2.84	130.000	58.970	2.000	50.80	136.70	2.441	1.133	28.77	W	AC	AL
LC 112J 07									2.250	57.15	119.80	2.139	1.258	31.95	X	AC	AL
LC 112J 08									2.500	63.50	106.60	1.904	1.383	35.14	X	AC	AL
LC 112J 09									2.750	69.85	96.10	1.716	1.509	38.32	Y	AE	AN
LC 112J 10									3.000	76.20	87.40	1.561	1.634	41.51	Y	AE	AN
LC 112J 11									3.500	88.90	74.10	1.323	1.885	47.88	Z	AG	AO
LC 112J 12									4.000	101.60	64.30	1.148	2.136	54.25	AB	AK	AR
LC 135JJ 01									0.875	22.23	843.00	15.090	0.617	15.67	R	X	
LC 135JJ 02									1.000	25.40	698.65	12.506	0.687	17.45	R	X	
LC 135JJ 03									1.500	38.10	414.65	7.422	0.966	24.54	T	Z	
LC 135JJ 04									1.750	44.45	344.61	6.168	1.106	28.09	U	AA	
LC 135JJ 05	.750	19.05	.781	20.65	.135	3.43	217.766	98.779	2.000	50.80	294.81	5.277	1.246	31.65	U	AB	
LC 135JJ 06									2.250	57.15	257.58	4.611	1.386	35.20	W	AC	Special Order
LC 135JJ 07									2.500	63.50	228.71	4.094	1.526	38.76	W	AD	
LC 135JJ 08									3.000	76.20	186.82	3.344	1.806	45.87	Y	AG	
LC 135JJ 09									3.500	88.90	157.90	2.826	2.086	52.98	Z	AG	
LC 135JJ 10									3.750	95.25	146.56	2.623	2.226	56.54	Z	AK	
LC 135JJ 11									4.000	101.60	136.73	2.448	2.366	60.10	Z	AK	

SPECIAL INSTRUCTIONS FOR COMPRESSION SERIES

STOCK NUMBERS: Add "M" to end of Stock Number for Music Wire; "S" for Type 302 Stainless; "S316" for Type 316 Stainless.

PRICING: See Inside Back Cover for up to 199 pricing. To price or order up to 1000 pcs., visit leespring.com; 1000+ pcs. contact Lee Spring.

CALCULATIONS: Spring Rate and Load at Solid Hgt. are for Music Wire. For Type 302 or Type 316 Stainless, multiply figures shown by 5/6 (.833).


*Note: Type 302 may be substituted with Type 304 at Lee Spring's discretion.

COMPRESSION SPRINGS: STANDARD SERIES (INCH)

ENDS ARE GROUND • Music Wire (Plated), 302 Stainless Steel* (Passivated),
or 316 Stainless Steel (Passivated Ultrasonically Cleaned)

LEE STOCK NUMBER	OUTSIDE DIAMETER		TO WORK IN HOLE DIAMETER		WIRE DIAMETER		APPROX. LOAD AT SOLID HGT.		FREE LENGTH		SPRING RATE		SOLID HEIGHT		PRICE GROUP		
	IN.	MM	IN.	MM	IN.	MM	LB.	KG	IN.	MM	LB./IN.	KG/MM	IN.	MM	Music Wire	302 Stainless*	316 Stainless
															M	S	S316
LC 135JK 01	.813	20.65	.844	21.44	.135	3.43	170.970	77.552	0.875	22.23	643.31	11.515	0.609	15.47	P	W	Special Order
LC 135JK 02									1.000	25.40	533.16	9.543	0.678	17.22	R	X	
LC 135JK 03									1.500	38.10	316.43	5.664	0.951	24.16	S	Z	
LC 135JK 04									1.750	44.45	262.98	4.707	1.088	27.64	T	AB	
LC 135JK 05									2.000	50.80	224.97	4.027	1.225	31.12	U	AB	
LC 135JK 06									2.250	57.15	196.57	3.519	1.362	34.59	W	AC	
LC 135JK 07									2.500	63.50	174.53	3.124	1.499	38.07	W	AD	
LC 135JK 08									3.000	76.20	142.57	2.552	1.772	45.01	X	AG	
LC 135JK 09									3.500	88.90	120.50	2.157	2.046	51.97	Y	AG	
LC 135JK 10									3.750	95.25	111.84	2.002	2.183	55.45	Z	AK	
LC 135JK 11									4.000	101.60	104.34	1.868	2.320	58.93	Z	AL	
LC 162JK 01	.813	20.65	.844	21.44	.162	4.11	340.350	154.383	1.375	34.93	901.30	16.10	0.998	25.35	T	AD	Special Order
LC 162JK 02									1.500	38.10	805.50	14.38	1.077	27.36	T	AD	
LC 162JK 03									1.750	44.45	664.28	11.86	1.238	31.45	U	AG	
LC 162JK 04									2.000	50.80	565.19	10.09	1.398	35.51	W	AG	
LC 162JK 05									2.250	57.15	491.83	8.78	1.558	39.57	X	AK	
LC 162JK 06									2.750	69.85	390.46	6.97	1.878	47.70	Y	AN	
LC 162JK 07									3.000	76.20	353.99	6.32	2.038	51.77	Z	AO	
LC 162JK 08									3.250	82.55	323.74	5.78	2.198	55.83	Z	AP	
LC 162JK 09									3.500	88.90	298.26	5.33	2.359	59.92	AA	AP	
LC 050K 01									.845	21.46	.875	22.23	.050	1.27	7.000	3.175	
LC 050K 02	0.875	22.23	10.90	0.195	0.195	4.95	L	P									T
LC 050K 03	1.000	25.40	9.40	0.168	0.210	5.32	L	P									T
LC 050K 04	1.250	31.75	7.30	0.130	0.237	6.03	L	P									T
LC 050K 05	1.500	38.10	6.00	0.107	0.265	6.73	L	P									T
LC 050K 06	2.000	50.80	4.40	0.079	0.320	8.13	M	S									W
LC 050K 07	2.500	63.50	3.50	0.063	0.375	9.54	P	U									Z
LC 050K 08	3.000	76.20	2.90	0.052	0.431	10.94	R	X									AB
LC 050K 09	3.500	88.90	2.50	0.045	0.486	12.35	S	X									AB
LC 050K 10	4.000	101.60	2.20	0.039	0.541	13.75	S	X									AB
LC 055K 01	.845	21.46	.875	22.23	.055	1.40	10.000	4.537	0.750	19.05	18.05	0.331	0.196	4.98	L	P	T
LC 055K 02									0.875	22.23	15.10	0.270	0.218	5.52	L	P	T
LC 055K 03									1.000	25.40	12.98	0.232	0.278	6.04	L	P	T
LC 055K 04									1.250	31.75	10.13	0.181	0.271	6.89	L	P	T
LC 055K 05									1.500	38.10	8.31	0.148	0.304	7.73	L	P	T
LC 055K 06									2.000	50.80	6.11	0.109	0.370	9.41	M	S	W
LC 055K 07									2.500	63.50	4.83	0.086	0.437	11.09	P	U	Z
LC 055K 08									3.000	76.20	4.00	0.071	0.503	12.78	R	X	AB
LC 055K 09									3.500	88.90	3.41	0.061	0.569	14.46	S	X	AB
LC 055K 10									4.000	101.60	2.97	0.053	0.636	16.14	S	X	AB

COMPRESSION SPRINGS



SPECIAL INSTRUCTIONS FOR COMPRESSION SERIES

STOCK NUMBERS: Add "M" to end of Stock Number for Music Wire; "S" for Type 302 Stainless; "S316" for Type 316 Stainless.

PRICING: See Inside Back Cover for up to 199 pricing. To price or order up to 1000 pcs., visit leespring.com; 1000+ pcs. contact Lee Spring.

CALCULATIONS: Spring Rate and Load at Solid Hgt. are for Music Wire. For Type 302 or Type 316 Stainless, multiply figures shown by 5/6 (.833).

*Note: Type 302 may be substituted with Type 304 at Lee Spring's discretion.

COMPRESSION SPRINGS: STANDARD SERIES (INCH)

ENDS ARE GROUND • Music Wire (Plated), 302 Stainless Steel* (Passivated),
or 316 Stainless Steel (Passivated Ultrasonically Cleaned)

COMPRESSION SPRINGS

LEE STOCK NUMBER	OUTSIDE DIAMETER		TO WORK IN HOLE DIAMETER		WIRE DIAMETER		APPROX. LOAD AT SOLID HGT.		FREE LENGTH		SPRING RATE		SOLID HEIGHT		PRICE GROUP		
	IN.	MM	IN.	MM	IN.	MM	LB.	KG	IN.	MM	LB/IN.	KG/MM	IN.	MM	Music Wire	302 Stainless*	316 Stainless
LC 067K 01	.845	21.46	.875	22.23	.067	1.70	16.000	7.257	0.750	19.05	34.15	0.610	0.270	8.86	L	P	T
LC 067K 02									0.875	22.23	28.41	0.507	0.295	7.49	L	P	T
LC 067K 03									1.000	25.40	24.32	0.434	0.321	8.15	L	P	T
LC 067K 04									1.250	31.75	18.88	0.337	0.372	9.45	L	P	T
LC 067K 05									1.500	38.10	15.40	0.275	0.423	10.74	L	P	T
LC 067K 06									2.000	50.80	11.26	0.201	0.526	13.36	M	S	W
LC 067K 07									2.500	63.50	8.89	0.159	0.628	15.95	P	U	Z
LC 067K 08									3.000	76.20	7.34	0.131	0.730	18.54	R	U	Z
LC 067K 09									3.500	88.90	6.25	0.111	0.832	21.13	S	W	AA
LC 067K 10									4.000	101.60	5.45	0.097	0.934	23.72	T	X	AB
LC 072K 01	.845	21.46	.875	22.23	.072	1.83	23.000	10.432	0.875	22.23	40.60	0.725	0.309	7.85	L	P	T
LC 072K 02									1.000	25.40	34.91	0.623	0.334	8.48	L	P	T
LC 072K 03									1.250	31.75	26.85	0.479	0.388	9.85	L	P	T
LC 072K 04									1.500	38.10	21.82	0.390	0.442	11.22	L	P	T
LC 072K 05									1.750	44.45	18.37	0.328	0.496	12.60	M	S	W
LC 072K 06									2.000	50.80	16.02	0.286	0.547	13.89	M	S	W
LC 072K 07									2.500	63.50	12.48	0.223	0.658	16.71	P	U	Z
LC 072K 08									3.000	76.20	10.39	0.185	0.759	19.28	R	W	AA
LC 072K 09									3.500	88.90	8.84	0.158	0.865	21.97	S	X	AB
LC 075K 01	.845	21.46	.875	22.23	.075	1.91	21.062	9.554	0.880	22.35	40.10	0.716	0.355	9.01	J	K	T
LC 075K 02									1.000	25.40	34.44	0.615	0.388	9.85	J	P	T
LC 075K 03									1.250	31.75	26.61	0.475	0.456	11.59	K	P	T
LC 075K 04									1.500	38.10	21.68	0.387	0.525	13.33	K	P	T
LC 075K 05									1.750	44.45	18.30	0.327	0.593	15.07	K	P	W
LC 075K 06									2.000	50.80	15.82	0.283	0.662	16.82	N	P	W
LC 075K 07									2.250	57.15	13.94	0.249	0.731	18.56	P	R	X
LC 075K 08									2.500	63.50	12.46	0.222	0.799	20.30	P	S	Z
LC 075K 09									2.750	69.85	11.26	0.201	0.868	22.04	P	S	AA
LC 075K 10									3.000	76.20	10.27	0.183	0.936	23.78	R	S	AA
LC 075K 11									3.500	88.90	8.74	0.156	1.074	27.27	S	S	AB
LC 080K 001	.845	21.46	.875	22.23	.080	2.03	30.000	13.587	0.750	19.05	67.70	1.209	0.322	8.18	L	M	T
LC 080K 00									0.875	22.23	57.20	1.021	0.362	9.19	L	P	T
LC 080K 0									1.000	25.40	48.50	0.866	0.397	10.08	L	P	T
LC 080K 01									1.250	31.75	38.00	0.678	0.457	11.61	L	P	T
LC 080K 02									1.375	34.93	34.00	0.606	0.490	12.45	L	P	T
LC 080K 03									1.500	38.10	31.00	0.553	0.522	13.26	L	P	T
LC 080K 04									1.750	44.45	26.00	0.464	0.595	15.11	L	R	X
LC 080K 05									2.000	50.80	22.00	0.392	0.670	17.02	M	S	Z
LC 080K 06									2.250	57.15	19.50	0.348	0.723	18.36	N	T	AA
LC 080K 07									2.500	63.50	17.50	0.312	0.786	19.96	P	U	AB
LC 080K 08	2.750	69.85	15.50	0.276	0.865	21.97	P	W	AC								
LC 080K 09	3.000	76.20	14.50	0.258	0.930	23.62	R	X	AD								
LC 080K 10	3.500	88.90	12.00	0.214	1.083	27.50	S	Y	AE								

SPECIAL INSTRUCTIONS FOR COMPRESSION SERIES

STOCK NUMBERS: Add "M" to end of Stock Number for Music Wire; "S" for Type 302 Stainless; "S316" for Type 316 Stainless.

PRICING: See Inside Back Cover for up to 199 pricing. To price or order up to 1000 pcs., visit leespring.com; 1000+ pcs. contact Lee Spring.

CALCULATIONS: Spring Rate and Load at Solid Hgt. are for Music Wire. For Type 302 or Type 316 Stainless, multiply figures shown by 5/6 (.833).


*Note: Type 302 may be substituted with Type 304 at Lee Spring's discretion.

COMPRESSION SPRINGS: STANDARD SERIES (INCH)

ENDS ARE GROUND • Music Wire (Plated), 302 Stainless Steel* (Passivated),
or 316 Stainless Steel (Passivated Ultrasonically Cleaned)

COMPRESSION SPRINGS

LEE STOCK NUMBER	OUTSIDE DIAMETER		TO WORK IN HOLE DIAMETER		WIRE DIAMETER		APPROX. LOAD AT SOLID HGT.		FREE LENGTH		SPRING RATE		SOLID HEIGHT		PRICE GROUP		
	IN.	MM	IN.	MM	IN.	MM	LB.	KG	IN.	MM	LB/IN.	KG/MM	IN.	MM	Music Wire	302 Stainless*	316 Stainless
															M	S	S316
LC 085K 00									0.750	19.05	86.11	1.538	0.356	9.04	L	P	T
LC 085K 0									1.000	25.40	61.00	1.088	0.425	10.80	L	P	T
LC 085K 01									1.250	31.75	46.00	0.820	0.507	12.88	L	P	T
LC 085K 02									1.375	34.93	42.00	0.749	0.537	13.64	L	P	T
LC 085K 03									1.500	38.10	38.00	0.678	0.579	14.71	L	P	T
LC 085K 04									1.750	44.45	32.00	0.570	0.665	16.89	L	R	X
LC 085K 05	.845	21.46	.875	22.23	.085	2.16	35.000	15.851	2.000	50.80	27.00	0.481	0.736	18.69	M	S	Z
LC 085K 06									2.250	57.15	24.00	0.428	0.821	20.85	N	T	AA
LC 085K 07									2.500	63.50	21.50	0.383	0.898	22.81	P	U	AB
LC 085K 08									2.750	69.85	19.50	0.348	0.961	24.41	P	W	AC
LC 085K 09									3.000	76.20	18.00	0.321	1.025	26.04	R	X	AD
LC 085K 10									3.500	88.90	15.00	0.267	1.190	30.23	S	Y	AE
LC 085K 11									4.000	101.60	13.04	0.233	1.343	34.11	T	Z	AG
LC 091K 00									0.875	22.23	93.00	1.661	0.417	10.59	P	R	X
LC 091K 0A									1.000	25.40	79.00	1.411	0.458	11.63	P	R	X
LC 091K 0									1.250	31.75	60.40	1.079	0.544	13.82	R	U	AB
LC 091K 01									1.500	38.10	49.00	0.874	0.647	16.43	S	W	AC
LC 091K 02									1.750	44.45	41.00	0.731	0.730	18.54	S	W	AC
LC 091K 03									2.000	50.80	35.00	0.624	0.820	20.83	S	W	AC
LC 091K 04	.845	21.46	.875	22.23	.091	2.31	42.000	19.022	2.250	57.15	31.00	0.553	0.910	23.10	T	X	AD
LC 091K 05									2.500	63.50	28.00	0.499	0.975	24.76	T	X	AD
LC 091K 06									2.750	69.85	25.00	0.446	1.080	27.43	U	Y	AE
LC 091K 07									3.000	76.20	23.00	0.410	1.185	30.10	U	Y	AE
LC 091K 08									3.500	89.00	19.50	0.348	1.302	33.07	W	Z	AG
LC 098K 00									1.000	25.40	102.00	1.819	0.520	13.21	S	W	AC
LC 098K 0									1.250	31.75	78.00	1.391	0.617	15.67	S	W	AC
LC 098K 01									1.500	38.10	65.00	1.159	0.730	18.54	S	W	AC
LC 098K 02									1.750	44.45	54.00	0.963	0.814	20.68	S	W	AC
LC 098K 03	.845	21.46	.875	22.23	.098	2.49	50.000	22.645	2.000	50.80	46.00	0.820	0.917	23.29	S	W	AC
LC 098K 04									2.250	57.15	40.00	0.713	1.010	25.65	T	W	AC
LC 098K 05									2.500	63.50	36.00	0.642	1.110	28.19	T	X	AD
LC 098K 06									2.750	69.85	32.50	0.579	1.220	30.99	U	Y	AE
LC 098K 07									3.000	76.20	29.50	0.526	1.320	33.52	U	Y	AE
LC 098K 08									3.500	88.90	25.50	0.455	1.472	38.61	W	Z	AG
LC 100K 01									1.000	25.40	124.70	2.230	0.501	12.72	T	X	AD
LC 100K 02									1.250	31.75	95.00	1.700	0.592	15.03	T	X	AD
LC 100K 03									1.500	38.10	76.74	1.370	0.683	17.34	T	X	AD
LC 100K 04									1.750	44.45	64.36	1.150	0.774	19.65	T	X	AD
LC 100K 05	.845	21.46	.875	22.23	.100	2.54	60.000	27.200	2.000	50.80	55.42	0.990	0.865	21.96	T	X	AD
LC 100K 06									2.250	57.15	48.66	0.869	0.955	24.27	U	X	AD
LC 100K 07									2.500	63.50	43.37	0.774	1.046	26.58	U	Y	AE
LC 100K 08									2.750	69.85	39.12	0.699	1.137	28.89	W	Z	AG
LC 100K 09									3.000	76.20	35.63	0.636	1.228	31.20	W	Z	AG
LC 100K 10									3.500	88.90	30.23	0.540	1.410	35.81	W	AA	AJ



SPECIAL INSTRUCTIONS FOR COMPRESSION SERIES

STOCK NUMBERS: Add "M" to end of Stock Number for Music Wire; "S" for Type 302 Stainless; "S316" for Type 316 Stainless.
PRICING: See Inside Back Cover for up to 199 pricing. To price or order up to 1000 pcs., visit leespring.com; 1000+ pcs. contact Lee Spring.
CALCULATIONS: Spring Rate and Load at Solid Hgt. are for Music Wire. For Type 302 or Type 316 Stainless, multiply figures shown by 5/6 (.833).
 *Note: Type 302 may be substituted with Type 304 at Lee Spring's discretion.

COMPRESSION SPRINGS: STANDARD SERIES (INCH)

ENDS ARE GROUND • Music Wire (Plated), 302 Stainless Steel* (Passivated),
or 316 Stainless Steel (Passivated Ultrasonically Cleaned)

COMPRESSION SPRINGS

LEE STOCK NUMBER	OUTSIDE DIAMETER		TO WORK IN HOLE DIAMETER		WIRE DIAMETER		APPROX. LOAD AT SOLID HGT.		FREE LENGTH		SPRING RATE		SOLID HEIGHT		PRICE GROUP		
	IN.	MM	IN.	MM	IN.	MM	LB.	KG	IN.	MM	LB/IN.	KG/MM	IN.	MM	Music Wire	302 Stainless*	316 Stainless
LC 092KK 01	.875	22.23	.906	23.83	.092	2.34	37.336	16.936	0.875	22.23	85.41	1.529	0.438	11.13	S	W	Special Order
LC 092KK 02									1.000	25.40	72.33	1.295	0.483	12.27	S	W	
LC 092KK 03									1.500	38.10	44.85	0.803	0.662	16.81	S	W	
LC 092KK 04									1.750	44.45	37.69	0.675	0.752	19.10	T	X	
LC 092KK 05									2.000	50.80	32.50	0.582	0.842	21.39	T	X	
LC 092KK 06									2.500	63.50	25.48	0.456	1.022	25.96	U	Y	
LC 092KK 07									2.750	69.85	23.00	0.412	1.112	28.24	U	Y	
LC 092KK 08									3.063	77.80	20.50	0.367	1.224	31.09	W	Z	
LC 092KK 09									3.500	88.90	17.80	0.319	1.381	35.08	W	Z	
LC 092KK 10									4.000	101.60	15.47	0.277	1.561	39.65	X	AA	
LC 120KK 01	.875	22.23	.906	23.83	.120	3.05	103.085	46.759	1.500	38.10	150.62	2.696	0.816	20.73	R	AA	Special Order
LC 120KK 02									2.000	50.80	107.83	1.930	1.041	26.44	T	AC	
LC 120KK 03									2.250	57.15	94.42	1.690	1.154	29.31	T	AD	
LC 120KK 04									2.500	63.50	83.97	1.503	1.267	32.18	U	AE	
LC 120KK 05									3.000	76.20	68.76	1.231	1.492	37.90	W	AG	
LC 120KK 06									3.500	88.90	58.21	1.042	1.718	43.64	X	AK	
LC 120KK 07									4.000	101.60	50.47	0.903	1.943	49.35	Y	AM	
LC 120KK 08									4.500	114.30	44.55	0.797	2.169	55.09	Z	AN	
LC 120KK 09									5.000	127.00	39.87	0.714	2.394	60.81	AA	AP	
LC 120KK 10									5.500	139.70	36.08	0.646	2.620	66.55	AB	AR	
LC 148KK 01	.875	22.23	.906	23.83	.148	3.76	209.631	95.089	1.000	25.40	695.21	12.444	0.698	17.73	S	Y	Special Order
LC 148KK 02									1.500	38.10	406.50	7.276	0.978	24.84	T	AB	
LC 148KK 03									2.000	50.80	287.22	5.141	1.258	31.95	W	AD	
LC 148KK 04									2.250	57.15	250.47	4.483	1.397	35.48	X	AE	
LC 148KK 05									2.500	63.50	222.06	3.975	1.537	39.04	X	AG	
LC 148KK 06									2.750	69.85	199.44	3.570	1.677	42.60	Y	AG	
LC 148KK 07									3.000	76.20	181.00	3.240	1.817	46.15	Z	AK	
LC 148KK 08									3.500	88.90	152.76	2.734	2.096	53.24	Z	AL	
LC 148KK 09									4.000	101.60	132.13	2.365	2.376	60.35	AA	AN	
LC 148KK 10									4.500	114.30	116.42	2.084	2.655	67.44	AB	AO	
LC 148KK 11									5.000	127.00	104.05	1.862	2.935	74.55	AD	AR	
LC 148KK 12									5.500	139.70	94.05	1.683	3.214	81.64	AE	AS	
LC 148KK 13									6.000	152.40	85.80	1.536	3.494	88.75	AG	AS	
LC 105KL 01	.906	23.01	.938	23.83	.105	2.67	58.282	26.437	0.875	22.23	144.30	2.583	0.471	11.96	T	Y	Special Order
LC 105KL 02									1.000	25.40	121.47	2.174	0.519	13.18	T	Y	
LC 105KL 03									1.250	31.75	92.27	1.652	0.615	15.62	T	Y	
LC 105KL 04									1.500	38.10	74.39	1.332	0.711	18.06	T	Y	
LC 105KL 05									1.750	44.45	62.31	1.115	0.806	20.47	T	Y	
LC 105KL 06									2.000	50.80	53.61	0.960	0.902	22.91	U	Z	
LC 105KL 07									2.250	57.15	47.04	0.842	0.998	25.35	U	AA	
LC 105KL 08									2.500	63.50	41.90	0.750	1.094	27.79	W	AA	
LC 105KL 09									2.750	69.85	37.78	0.676	1.190	30.23	W	AB	
LC 105KL 10									3.000	76.20	34.40	0.616	1.285	32.64	X	AC	
LC 105KL 11									3.500	88.90	29.17	0.522	1.477	37.52	Z	AD	
LC 105KL 12									4.000	101.60	25.32	0.453	1.669	42.39	AA	AE	

SPECIAL INSTRUCTIONS FOR COMPRESSION SERIES


STOCK NUMBERS: Add "M" to end of Stock Number for Music Wire; "S" for Type 302 Stainless; "S316" for Type 316 Stainless.
PRICING: See Inside Back Cover for up to 199 pricing. To price or order up to 1000 pcs., visit leespring.com; 1000+ pcs. contact Lee Spring.
CALCULATIONS: Spring Rate and Load at Solid Hgt. are for Music Wire. For Type 302 or Type 316 Stainless, multiply figures shown by 5/6 (.833).
 *Note: Type 302 may be substituted with Type 304 at Lee Spring's discretion.

COMPRESSION SPRINGS: STANDARD SERIES (INCH)

ENDS ARE GROUND • Music Wire (Plated), 302 Stainless Steel* (Passivated),
or 316 Stainless Steel (Passivated Ultrasonically Cleaned)

LEE STOCK NUMBER	OUTSIDE DIAMETER		TO WORK IN HOLE DIAMETER		WIRE DIAMETER		APPROX. LOAD AT SOLID HGT.		FREE LENGTH		SPRING RATE		SOLID HEIGHT		PRICE GROUP		
	IN.	MM	IN.	MM	IN.	MM	LB.	KG	IN.	MM	LB./IN.	KG/MM	IN.	MM	Music Wire	302 Stainless*	316 Stainless
															M	S	S316
LC 080KM 01	.938	23.81	.969	24.61	.080	2.03	35.237	15.984	0.750	19.05	73.91	1.323	0.273	6.93	T	X	Special Order
LC 080KM 02									1.000	25.40	51.91	0.929	0.319	8.10	T	X	
LC 080KM 03									1.250	31.75	40.01	0.716	0.365	9.27	T	X	
LC 080KM 04									1.500	38.10	32.54	0.583	0.411	10.44	T	X	
LC 080KM 05									1.750	44.45	27.43	0.491	0.457	11.61	T	X	
LC 080KM 06									2.000	50.80	23.70	0.424	0.503	12.78	T	X	
LC 080KM 07									2.250	57.15	20.86	0.373	0.549	13.94	U	Y	
LC 080KM 08									2.500	63.50	18.64	0.334	0.595	15.11	W	Z	
LC 080KM 09									2.750	69.85	16.84	0.301	0.641	16.28	W	AA	
LC 080KM 10									2.938	74.63	15.70	0.281	0.675	17.15	X	AC	
LC 080KM 11									3.000	76.20	15.35	0.275	0.687	17.45	X	AC	
LC 080KM 12									3.500	88.90	13.06	0.234	0.779	19.79	Z	AC	
LC 080KM 13									4.000	101.60	11.36	0.203	0.871	22.12	AA	AD	
LC 063L 01	.970	24.64	1.000	25.40	.063	1.60	14.000	6.350	0.750	19.05	25.63	0.458	0.210	5.40	T	X	AB
LC 063L 02									1.000	25.40	18.30	0.327	0.245	6.22	T	X	AB
LC 063L 03									1.250	31.75	14.23	0.254	0.276	7.02	T	X	AB
LC 063L 04									1.500	38.10	11.64	0.208	0.307	7.81	T	X	AB
LC 063L 05									1.750	44.45	9.85	0.176	0.339	8.60	T	X	AB
LC 063L 06									2.000	50.80	8.53	0.152	0.370	9.39	T	X	AB
LC 063L 07									2.250	57.15	7.53	0.134	0.401	10.18	U	Y	AC
LC 063L 08									2.500	63.50	6.74	0.120	0.432	10.98	W	Z	AD
LC 063L 09									2.750	69.85	6.09	0.109	0.463	11.77	W	AA	AE
LC 063L 10									3.000	76.20	5.56	0.099	0.495	12.56	W	AC	AG
LC 063L 11									3.500	88.90	4.74	0.083	0.557	14.15	Z	AC	AG
LC 063L 12									4.000	101.60	4.13	0.072	0.619	15.73	Z	AC	AG
LC 072L 01	.970	24.64	1.000	25.40	.072	1.83	20.000	9.070	0.750	19.05	39.50	0.705	0.245	6.22	T	X	AB
LC 072L 02									1.000	25.40	27.96	0.499	0.297	7.55	T	X	AB
LC 072L 03									1.250	31.75	21.64	0.386	0.339	8.62	T	X	AB
LC 072L 04									1.500	38.10	17.65	0.315	0.381	9.68	T	X	AB
LC 072L 05									1.750	44.45	14.90	0.266	0.423	10.74	T	X	AB
LC 072L 06									2.000	50.80	12.90	0.230	0.465	11.81	T	X	AB
LC 072L 07									2.250	57.15	11.37	0.203	0.507	12.87	U	Y	AC
LC 072L 08									2.500	63.50	10.16	0.181	0.548	13.93	W	Z	AD
LC 072L 09									2.750	69.85	9.16	0.164	0.590	15.00	W	AA	AE
LC 072L 10									3.000	76.20	8.38	0.150	0.632	16.06	X	AC	AG
LC 072L 11									3.500	88.90	7.13	0.127	0.716	18.18	Z	AC	AG
LC 072L 12									4.000	101.60	6.21	0.111	0.800	20.31	Z	AC	AG

COMPRESSION SPRINGS



SPECIAL INSTRUCTIONS FOR COMPRESSION SERIES

STOCK NUMBERS: Add "M" to end of Stock Number for Music Wire; "S" for Type 302 Stainless; "S316" for Type 316 Stainless.
PRICING: See Inside Back Cover for up to 199 pricing. To price or order up to 1000 pcs., visit leespring.com; 1000+ pcs. contact Lee Spring.
CALCULATIONS: Spring Rate and Load at Solid Hgt. are for Music Wire. For Type 302 or Type 316 Stainless, multiply figures shown by 5/6 (.833).
 *Note: Type 302 may be substituted with Type 304 at Lee Spring's discretion.

COMPRESSION SPRINGS: STANDARD SERIES (INCH)

ENDS ARE GROUND • Music Wire (Plated), 302 Stainless Steel* (Passivated),
or 316 Stainless Steel (Passivated Ultrasonically Cleaned)

COMPRESSION SPRINGS

LEE STOCK NUMBER	OUTSIDE DIAMETER		TO WORK IN HOLE DIAMETER		WIRE DIAMETER		APPROX. LOAD AT SOLID HGT.		FREE LENGTH		SPRING RATE		SOLID HEIGHT		PRICE GROUP		
	IN.	MM	IN.	MM	IN.	MM	LB.	KG	IN.	MM	LB/IN.	KG/MM	IN.	MM	M	S	S316
LC 080L 01	.970	24.64	1.000	25.40	.080	2.03	30.000	13.640	0.750	19.05	60.50	1.080	0.270	6.88	T	X	AB
LC 080L 02									1.000	25.40	43.60	0.779	0.330	8.38	T	X	AB
LC 080L 03									1.250	31.75	33.90	0.605	0.376	9.55	T	X	AB
LC 080L 04									1.500	38.10	27.60	0.493	0.423	10.74	T	X	AB
LC 080L 05									1.750	44.45	23.20	0.414	0.470	11.94	T	X	AB
LC 080L 06									2.000	50.80	20.10	0.359	0.517	13.13	T	X	AB
LC 080L 07									2.250	57.15	17.70	0.316	0.565	14.35	U	Y	AC
LC 080L 08									2.500	63.50	15.80	0.282	0.612	15.54	W	Z	AD
LC 080L 09									2.750	69.85	14.30	0.255	0.659	16.74	W	AA	AE
LC 080L 10									3.000	76.20	13.00	0.232	0.706	17.93	X	AC	AJ
LC 080L 11									3.500	88.90	11.10	0.198	0.800	20.32	Z	AC	AJ
LC 080L 12									4.000	101.60	9.70	0.173	0.893	22.68	AA	AD	AK
LC 085L 0	.970	24.64	1.000	25.40	.085	2.16	38.070	17.270	0.875	22.23	67.50	1.205	0.312	7.92	T	X	AB
LC 085L 01									1.000	25.40	57.43	1.026	0.337	8.56	T	X	AB
LC 085L 02									1.250	31.75	44.14	0.788	0.388	9.84	T	X	AB
LC 085L 03									1.500	38.10	35.84	0.640	0.438	11.12	T	X	AB
LC 085L 04									1.750	44.45	30.17	0.539	0.488	12.40	T	X	AB
LC 085L 05									2.000	50.80	26.05	0.465	0.539	13.68	T	X	AB
LC 085L 06									2.250	57.15	22.92	0.409	0.589	14.96	U	Y	AC
LC 085L 07									2.500	63.50	20.46	0.365	0.639	16.24	W	Z	AD
LC 085L 08									2.750	69.85	18.48	0.330	0.690	17.52	W	AA	AE
LC 085L 09									3.000	76.20	16.84	0.301	0.740	18.80	X	AC	AJ
LC 085L 10									3.500	88.90	14.32	0.256	0.841	21.35	Z	AC	AJ
LC 085L 11	4.000	101.60	12.45	0.222	0.941	23.91	AA	AD	AK								
LC 092L 01	.970	24.64	1.000	25.40	.092	2.34	34.521	15.659	0.875	22.23	72.00	1.286	0.398	10.12	T	X	AD
LC 092L 02									1.000	25.40	61.00	1.089	0.436	11.08	T	X	AD
LC 092L 03									1.250	31.75	46.70	0.834	0.512	13.00	T	X	AD
LC 092L 04									1.500	38.10	37.80	0.675	0.588	14.92	T	X	AD
LC 092L 05									2.000	50.80	27.40	0.489	0.739	18.76	T	X	AD
LC 092L 06									2.500	63.50	21.50	0.384	0.889	22.59	W	Z	AG
LC 092L 07									3.000	76.20	17.70	0.316	1.040	26.40	X	AC	AL
LC 092L 08									3.500	88.90	15.00	0.268	1.193	30.29	Z	AC	AL
LC 092L 09									4.000	101.60	13.00	0.232	1.347	34.21	AA	AD	AM
LC 095L 001	.970	24.64	1.000	25.40	.095	2.41	46.000	20.850	0.875	22.23	91.00	1.625	0.380	9.65	T	X	AD
LC 095L 00									1.000	25.40	76.68	1.370	0.417	10.60	T	X	AD
LC 095L 0									1.250	31.75	58.27	1.040	0.485	12.30	T	X	AD
LC 095L 01									1.500	38.10	47.25	0.844	0.552	14.02	T	X	AD
LC 095L 02									1.750	44.45	39.73	0.709	0.618	15.70	T	X	AD
LC 095L 03									2.000	50.80	34.30	0.612	0.685	17.40	T	X	AD
LC 095L 04									2.250	57.15	30.14	0.538	0.751	19.07	U	Y	AE
LC 095L 05									2.500	63.50	26.90	0.480	0.817	20.75	W	Z	AG
LC 095L 06									2.750	69.85	24.28	0.433	0.885	22.45	W	AA	AJ
LC 095L 07									3.000	76.20	22.13	0.395	0.951	24.15	X	AC	AL
LC 095L 08									3.500	88.90	18.75	0.335	1.088	27.63	Z	AC	AL
LC 095L 09	4.000	101.60	16.24	0.270	1.222	31.04	AA	AD	AM								

SPECIAL INSTRUCTIONS FOR COMPRESSION SERIES

STOCK NUMBERS: Add "M" to end of Stock Number for Music Wire; "S" for Type 302 Stainless; "S316" for Type 316 Stainless.

PRICING: See Inside Back Cover for up to 199 pricing. To price or order up to 1000 pcs., visit leespring.com; 1000+ pcs. contact Lee Spring.

CALCULATIONS: Spring Rate and Load at Solid Hgt. are for Music Wire. For Type 302 or Type 316 Stainless, multiply figures shown by 5/6 (.833).


*Note: Type 302 may be substituted with Type 304 at Lee Spring's discretion.

COMPRESSION SPRINGS: STANDARD SERIES (INCH)

ENDS ARE GROUND • Music Wire (Plated), 302 Stainless Steel* (Passivated),
or 316 Stainless Steel (Passivated Ultrasonically Cleaned)

LEE STOCK NUMBER	OUTSIDE DIAMETER		TO WORK IN HOLE DIAMETER		WIRE DIAMETER		APPROX. LOAD AT SOLID HGT.		FREE LENGTH		SPRING RATE		SOLID HEIGHT		PRICE GROUP		
	IN.	MM	IN.	MM	IN.	MM	LB.	KG	IN.	MM	LB./IN.	KG/MM	IN.	MM	Music Wire	302 Stainless*	316 Stainless
															M	S	S316
LC 105L 00	.970	24.64	1.000	25.40	.105	2.67	58.000	26.268	0.875	22.23	133.50	2.384	0.435	11.05	W	AC	AE
LC 105L 0A									1.000	25.40	112.50	2.009	0.476	12.09	W	AC	AG
LC 105L 0									1.250	31.75	85.00	1.516	0.546	13.87	W	AC	AJ
LC 105L 01									1.500	38.10	69.00	1.230	0.650	16.51	W	AC	AK
LC 105L 02									1.750	44.45	57.00	1.016	0.745	18.92	W	AC	AL
LC 105L 03									2.000	50.80	49.00	0.874	0.820	20.83	X	AD	AM
LC 105L 04									2.250	57.15	43.00	0.767	0.905	22.99	X	AE	AN
LC 105L 05									2.500	63.50	38.00	0.678	1.000	25.40	Y	AE	AN
LC 105L 06									2.750	69.85	34.00	0.606	1.080	27.43	Y	AG	AO
LC 105L 07									3.000	76.20	31.00	0.553	1.170	29.72	Z	AK	AR
LC 105L 08	3.500	88.90	27.00	0.481	1.325	33.66	AA	AK	AR								
LC 105L 09	4.000	101.60	23.44	0.419	1.430	36.32	AB	AL	AS								
LC 112L 00	.970	24.64	1.000	25.40	.112	2.84	65.000	29.438	0.875	22.23	165.50	2.955	0.480	12.20	W	AC	AE
LC 112L 0A									1.000	25.40	139.00	2.482	0.528	13.41	W	AC	AG
LC 112L 0									1.250	31.75	105.00	1.872	0.605	15.37	W	AC	AJ
LC 112L 01									1.500	38.10	85.00	1.516	0.732	18.59	W	AC	AK
LC 112L 02									1.750	44.45	71.00	1.266	0.845	21.46	W	AC	AL
LC 112L 03									2.000	50.80	61.00	1.088	0.947	24.05	X	AD	AM
LC 112L 04									2.250	57.15	54.00	0.963	1.035	26.29	X	AE	AN
LC 112L 05									2.500	63.50	47.00	0.838	1.147	29.13	Y	AE	AN
LC 112L 06									2.750	69.85	43.00	0.767	1.237	31.42	Y	AG	AO
LC 112L 07									3.000	76.20	39.00	0.695	1.348	34.24	Z	AJ	AP
LC 112L 08	3.500	88.90	33.00	0.588	1.565	39.75	AB	AK	AR								
LC 112L 09	4.000	101.60	28.64	0.511	1.634	41.50	AC	AL	AS								
LC 115L 01	.970	24.64	1.000	25.40	.115	2.92	72.000	32.609	1.750	44.45	78.00	1.391	0.838	21.29	W	AD	Special Order
LC 115L 02									2.000	50.80	68.00	1.212	0.930	23.62	Y	AE	
LC 115L 03									2.250	57.15	59.00	1.052	1.045	26.54	Y	AG	
LC 115L 04									2.500	63.50	52.00	0.927	1.130	28.70	Y	AG	
LC 115L 05									3.000	76.20	43.00	0.767	1.330	33.78	AA	AL	
LC 115L 06									3.500	88.90	36.00	0.642	1.520	38.61	AB	AM	
LC 115L 07									4.000	101.60	32.00	0.570	1.730	43.94	AD	AN	
LC 120L 0	.970	24.64	1.000	25.40	.120	3.05	80.000	36.232	1.500	38.10	113.67	2.030	0.785	19.94	W	AD	AM
LC 120L 01									1.750	44.45	95.00	1.694	0.905	22.99	W	AD	AO
LC 120L 02									2.000	50.80	82.00	1.462	1.015	25.78	W	AE	AP
LC 120L 03									2.250	57.15	71.00	1.266	1.133	28.78	Y	AG	AU
LC 120L 04									2.500	63.50	64.00	1.141	1.254	31.85	Y	AG	AW
LC 120L 05									3.000	76.20	52.00	0.927	1.456	36.98	AA	AL	AZ
LC 120L 06									3.500	88.90	44.00	0.784	1.685	42.80	AB	AM	AZA
LC 120L 07	4.000	101.60	38.00	0.678	1.925	48.90	AD	AM	AZC								

COMPRESSION SPRINGS



SPECIAL INSTRUCTIONS FOR COMPRESSION SERIES

STOCK NUMBERS: Add "M" to end of Stock Number for Music Wire; "S" for Type 302 Stainless; "S316" for Type 316 Stainless.

PRICING: See Inside Back Cover for up to 199 pricing. To price or order up to 1000 pcs., visit leespring.com; 1000+ pcs. contact Lee Spring.

CALCULATIONS: Spring Rate and Load at Solid Hgt. are for Music Wire. For Type 302 or Type 316 Stainless, multiply figures shown by 5/6 (.833).

*Note: Type 302 may be substituted with Type 304 at Lee Spring's discretion.

COMPRESSION SPRINGS: STANDARD SERIES (INCH)

ENDS ARE GROUND • Music Wire (Plated), 302 Stainless Steel* (Passivated),
or 316 Stainless Steel (Passivated Ultrasonically Cleaned)

COMPRESSION SPRINGS

LEE STOCK NUMBER	OUTSIDE DIAMETER		TO WORK IN HOLE DIAMETER		WIRE DIAMETER		APPROX. LOAD AT SOLID HGT.		FREE LENGTH		SPRING RATE		SOLID HEIGHT		PRICE GROUP		
	IN.	MM	IN.	MM	IN.	MM	LB.	KG	IN.	MM	LB/IN.	KG/MM	IN.	MM	Music Wire	302 Stainless*	316 Stainless
															M	S	S316
LC 125L 00									0.875	22.23	276.00	4.929	0.529	13.43	X	AE	AN
LC 125L 0A									1.000	25.40	230.00	4.107	0.583	14.81	X	AE	AN
LC 125L 0									1.250	31.75	172.50	3.080	0.692	17.57	X	AE	AN
LC 125L 01									1.500	38.10	138.21	2.468	0.776	19.71	X	AE	AN
LC 125L 02									1.750	44.45	115.17	2.057	0.881	22.39	X	AE	AP
LC 125L 03	.970	24.64	1.000	25.40	.125	3.18	100.050	45.380	2.000	50.80	98.72	1.763	0.987	25.06	Y	AG	AR
LC 125L 04									2.250	57.15	86.38	1.543	1.092	27.73	Z	AK	AW
LC 125L 05									2.500	63.50	76.78	1.371	1.197	30.40	Z	AK	AX
LC 125L 06									3.000	76.20	62.82	1.122	1.407	35.75	AB	AM	AZA
LC 125L 07									3.500	88.90	53.16	0.949	1.618	41.09	AC	AN	AZB
LC 125L 08									4.000	101.60	46.07	0.823	1.828	46.44	AE	AO	AZD
LC 135L 00									0.875	22.23	366.00	6.536	0.590	14.98	Y	AG	AO
LC 135L 0									1.000	25.40	303.00	5.411	0.654	16.62	Y	AG	AO
LC 135L 01									1.500	38.10	180.03	3.215	0.912	23.15	Y	AG	AO
LC 135L 02									1.750	44.45	149.62	2.672	1.040	26.42	Y	AG	AR
LC 135L 03									2.000	50.80	128.00	2.286	1.169	29.69	Z	AG	AS
LC 135L 04	.970	24.64	1.000	25.40	.135	3.43	106.000	48.080	2.250	57.15	111.84	1.997	1.298	32.96	AA	AG	AX
LC 135L 05									2.500	63.50	99.30	1.773	1.427	36.23	AA	AL	AY
LC 135L 06									3.000	76.20	81.11	1.448	1.684	42.77	AC	AN	AZB
LC 135L 07									3.500	88.90	68.56	1.224	1.942	49.32	AD	AO	AZC
LC 135L 08									4.000	101.60	59.37	1.060	2.199	55.86	AG	AP	AZE
LC 148L 01									1.000	25.40	459.00	8.197	0.717	18.22	Y	AK	AP
LC 148L 02									1.500	38.10	268.40	4.793	1.010	25.66	Y	AK	AP
LC 148L 03									2.000	50.80	189.60	3.386	1.303	33.10	AA	AN	AT
LC 148L 04	.970	24.64	1.000	25.40	.148	3.76	132.000	59.860	2.500	63.50	146.60	2.618	1.596	40.54	AD	AR	AZ
LC 148L 05									3.000	76.20	119.50	2.134	1.889	47.98	AG	AS	AZC
LC 148L 06									3.500	88.90	100.90	1.802	2.181	55.40	AJ	AT	AZD
LC 148L 07									4.000	101.60	87.20	1.557	2.476	62.88	AL	AW	AZF
LC 162L 01									1.500	38.10	415.20	7.415	1.088	27.64	AA	AE	AR
LC 162L 02									2.000	50.80	291.30	5.202	1.409	35.78	AD	AK	AU
LC 162L 03	.970	24.64	1.000	25.40	.162	4.11	173.000	78.460	2.500	63.50	224.40	4.007	1.729	43.92	AJ	AP	AZA
LC 162L 04									3.000	76.20	182.50	3.259	2.050	52.06	AK	AT	AZD
LC 162L 05									3.500	88.90	153.70	2.745	2.371	60.23	AM	AU	AZE
LC 162L 06									4.000	101.60	132.80	2.372	2.692	68.38	AO	AX	AZG
LC 120LL 01									1.000	25.40	169.42	3.033	0.550	13.97	U	Z	
LC 120LL 02									1.500	38.10	102.19	1.829	0.748	19.00	W	AA	
LC 120LL 03									2.000	50.80	73.16	1.310	0.947	24.05	W	AA	
LC 120LL 04									2.250	57.15	64.06	1.147	1.047	26.59	X	AB	
LC 120LL 05	1.016	25.81	1.125	28.58	.120	3.05	76.321	34.619	2.563	65.10	55.44	0.992	1.171	29.74	X	AB	Special Order
LC 120LL 06									2.750	69.85	51.30	0.918	1.246	31.65	Y	AC	
LC 120LL 07									3.000	76.20	46.65	0.835	1.345	34.16	Z	AD	
LC 120LL 08									3.500	88.90	39.50	0.707	1.544	39.22	AA	AE	
LC 120LL 09									4.000	101.60	34.25	0.613	1.743	44.27	AB	AG	
LC 120LL 10									4.500	114.30	30.23	0.541	1.942	49.33	AD	AK	

SPECIAL INSTRUCTIONS FOR COMPRESSION SERIES

STOCK NUMBERS: Add "M" to end of Stock Number for Music Wire; "S" for Type 302 Stainless; "S316" for Type 316 Stainless.

PRICING: See Inside Back Cover for up to 199 pricing. To price or order up to 1000 pcs., visit leespring.com; 1000+ pcs. contact Lee Spring.

CALCULATIONS: Spring Rate and Load at Solid Hgt. are for Music Wire. For Type 302 or Type 316 Stainless, multiply figures shown by 5/6 (.833).


*Note: Type 302 may be substituted with Type 304 at Lee Spring's discretion.

COMPRESSION SPRINGS: STANDARD SERIES (INCH)

ENDS ARE GROUND • Music Wire (Plated), 302 Stainless Steel* (Passivated),
or 316 Stainless Steel (Passivated Ultrasonically Cleaned)

COMPRESSION SPRINGS

LEE STOCK NUMBER	OUTSIDE DIAMETER		TO WORK IN HOLE DIAMETER		WIRE DIAMETER		APPROX. LOAD AT SOLID HGT.		FREE LENGTH		SPRING RATE		SOLID HEIGHT		PRICE GROUP		
	IN.	MM	IN.	MM	IN.	MM	LB.	KG	IN.	MM	LB./IN.	KG/MM	IN.	MM	Music Wire	302 Stainless*	316 Stainless
															M	S	S316
LC 082M 01	1.095	27.81	1.125	28.58	.082	2.08	25.000	11.360	0.875	22.23	42.60	0.761	0.287	7.29	T	X	Special Order
LC 082M 02									1.000	25.40	36.00	0.643	0.318	8.08	T	X	
LC 082M 03									1.250	31.75	27.90	0.498	0.366	9.30	T	X	
LC 082M 04									1.500	38.10	22.70	0.405	0.410	10.41	T	X	
LC 082M 05									1.750	44.45	19.10	0.341	0.454	11.53	T	X	
LC 082M 06									2.000	50.80	16.50	0.295	0.498	12.65	T	X	
LC 082M 07									2.500	63.50	13.00	0.232	0.586	14.88	W	Z	
LC 082M 08									3.000	76.20	10.70	0.191	0.674	17.12	X	AC	
LC 082M 09									3.500	88.90	9.10	0.163	0.763	19.38	Z	AC	
LC 082M 10									4.000	101.60	7.90	0.141	0.851	21.62	AA	AD	
LC 082M 11									4.500	114.30	7.00	0.125	0.928	23.57	AB	AE	
LC 082M 12									5.000	127.00	6.27	0.112	1.017	25.83	AB	AE	
LC 093M 01	1.095	27.81	1.125	28.58	.093	2.36	35.000	15.910	0.875	22.23	64.60	1.154	0.343	8.71	T	X	AE
LC 093M 02									1.000	25.40	54.60	0.975	0.382	9.70	T	X	AE
LC 093M 03									1.250	31.75	42.50	0.759	0.435	11.04	T	X	AE
LC 093M 04									1.500	38.10	34.30	0.613	0.492	12.50	T	X	AE
LC 093M 05									1.750	44.45	28.90	0.516	0.548	13.92	T	X	AE
LC 093M 06									2.000	50.80	24.90	0.445	0.604	15.34	T	X	AE
LC 093M 07									2.500	63.50	19.50	0.348	0.716	18.20	W	Z	AJ
LC 093M 08									3.000	76.20	16.00	0.286	0.829	21.06	X	AC	AM
LC 093M 09									3.500	88.90	13.65	0.244	0.940	23.90	Z	AC	AM
LC 093M 10									4.000	101.60	11.84	0.211	1.054	26.77	AA	AD	AN
LC 093M 11									4.500	114.30	10.40	0.186	1.183	30.05	AB	AE	AO
LC 105M 0	1.095	27.81	1.125	28.58	.105	2.67	45.000	20.411	0.875	22.23	97.30	1.738	0.404	10.26	U	AB	AL
LC 105M 01									1.000	25.40	81.87	1.462	0.451	11.45	W	AD	AN
LC 105M 02									1.250	31.75	62.10	1.111	0.525	13.33	W	AD	AN
LC 105M 03									1.500	38.10	50.00	0.893	0.598	15.19	W	AD	AN
LC 105M 04									1.750	44.45	42.00	0.750	0.670	17.01	W	AD	AN
LC 105M 05									2.000	50.80	36.16	0.646	0.743	18.87	X	AE	AO
LC 105M 06									2.500	63.50	28.23	0.504	0.890	22.60	Y	AG	AS
LC 105M 07									3.000	76.20	23.18	0.414	1.036	26.31	AA	AJ	AT
LC 105M 08									3.500	88.90	19.66	0.351	1.182	30.02	AB	AK	AU
LC 105M 09									4.000	101.60	17.07	0.305	1.328	33.73	AD	AN	AX
LC 105M 10	4.500	114.30	15.07	0.269	1.475	37.46	AE	AO	AZ								
LC 112M 001	1.095	27.81	1.125	28.58	.112	2.84	66.000	29.900	0.875	22.23	139.50	2.491	0.415	10.54	U	AD	AN
LC 112M 00									1.000	25.40	117.00	2.090	0.462	11.73	X	AG	AS
LC 112M 0									1.500	38.10	71.23	1.270	0.608	15.44	X	AG	AS
LC 112M 01									1.750	44.45	59.47	1.060	0.682	17.32	X	AG	AS
LC 112M 02									2.000	50.80	51.16	0.913	0.755	19.18	Y	AG	AS
LC 112M 03									2.250	57.15	44.88	0.801	0.828	21.03	Z	AL	AW
LC 112M 04									2.500	63.50	39.65	0.708	0.915	23.24	Z	AL	AW
LC 112M 05									3.000	76.20	32.72	0.584	1.050	26.67	AB	AN	AX
LC 112M 06	3.500	88.90	27.76	0.496	1.195	30.35	AC	AO	AZ								
LC 112M 07	4.000	101.60	24.03	0.429	1.343	34.11	AE	AP	AZA								
LC 112M 08	4.500	114.30	21.24	0.379	1.490	37.84	AG	AR	AZB								



SPECIAL INSTRUCTIONS FOR COMPRESSION SERIES

STOCK NUMBERS: Add "M" to end of Stock Number for Music Wire; "S" for Type 302 Stainless; "S316" for Type 316 Stainless.

PRICING: See Inside Back Cover for up to 199 pricing. To price or order up to 1000 pcs., visit leespring.com; 1000+ pcs. contact Lee Spring.

CALCULATIONS: Spring Rate and Load at Solid Hgt. are for Music Wire. For Type 302 or Type 316 Stainless, multiply figures shown by 5/6 (.833).

*Note: Type 302 may be substituted with Type 304 at Lee Spring's discretion.

COMPRESSION SPRINGS: STANDARD SERIES (INCH)

ENDS ARE GROUND • Music Wire (Plated), 302 Stainless Steel* (Passivated),
or 316 Stainless Steel (Passivated Ultrasonically Cleaned)

COMPRESSION SPRINGS

LEE STOCK NUMBER	OUTSIDE DIAMETER		TO WORK IN HOLE DIAMETER		WIRE DIAMETER		APPROX. LOAD AT SOLID HGT.		FREE LENGTH		SPRING RATE		SOLID HEIGHT		PRICE GROUP		
	IN.	MM	IN.	MM	IN.	MM	LB.	KG	IN.	MM	LB/IN.	KG/MM	IN.	MM	Music Wire	302 Stainless*	316 Stainless
															M	S	S316
LC 120M 01	1.095	27.81	1.125	28.58	.120	3.00	78.000	34.450	1.000	25.40	153.00	2.732	0.502	12.75	X	AG	AS
LC 120M 02									1.500	38.10	92.50	1.652	0.668	17.00	Y	AG	AS
LC 120M 03									1.750	44.45	77.20	1.379	0.750	19.00	Y	AG	AS
LC 120M 04									2.000	50.80	66.30	1.184	0.833	21.15	Z	AK	AU
LC 120M 05									2.250	57.15	58.00	1.036	0.916	23.26	Z	AL	AW
LC 120M 06									2.500	63.50	51.60	0.921	0.999	25.37	AA	AL	AW
LC 120M 07									3.000	76.20	42.30	0.755	1.164	29.56	AB	AM	AX
LC 120M 08									3.500	88.90	35.80	0.639	1.330	33.78	AC	AO	AZ
LC 120M 09									4.000	101.60	31.00	0.554	1.498	38.04	AE	AP	AZA
LC 120M 10									4.500	114.30	27.30	0.488	1.666	42.31	AG	AR	AZB
LC 125M 00	1.095	27.81	1.125	28.58	.125	3.18	90.000	40.761	0.875	22.23	224.00	4.000	0.479	12.15	X	AG	AS
LC 125M 0A									1.000	25.40	186.50	3.330	0.523	13.28	X	AG	AS
LC 125M 0B									1.250	31.75	140.00	2.500	0.611	15.52	X	AG	AS
LC 125M 0									1.500	38.10	112.00	1.997	0.675	17.14	Y	AK	AU
LC 125M 01									1.750	44.45	91.00	1.622	0.768	19.51	Y	AK	AU
LC 125M 02									2.000	50.80	79.00	1.409	0.855	21.72	Z	AL	AW
LC 125M 03									2.250	57.15	69.00	1.230	0.955	24.26	Z	AL	AW
LC 125M 04									2.500	63.50	61.00	1.088	1.044	26.52	AA	AM	AX
LC 125M 05									3.000	76.20	50.00	0.892	1.193	30.30	AB	AM	AX
LC 125M 06									3.500	88.90	42.00	0.749	1.460	37.08	AC	AO	AZ
LC 125M 07	4.000	101.60	36.00	0.642	1.567	39.80	AD	AP	AZA								
LC 125M 08	4.500	114.30	32.00	0.570	1.755	44.58	AG	AS	AZB								
LC 135M 0	1.095	27.81	1.125	28.58	.135	3.43	100.000	45.290	1.500	38.10	140.00	2.496	0.783	19.89	AD	AO	AZ
LC 135M 01									2.000	50.80	100.00	1.783	1.000	25.40	AD	AO	AZ
LC 135M 02									2.250	57.15	88.00	1.569	1.098	27.89	AE	AP	AZA
LC 135M 03									2.500	63.50	78.00	1.391	1.205	30.61	AG	AR	AZB
LC 135M 04									3.000	76.20	64.00	1.141	1.425	36.20	AJ	AS	AZD
LC 135M 05									3.500	88.90	53.00	0.945	1.665	42.49	AK	AT	AZE
LC 135M 06									4.000	101.60	46.00	0.820	1.868	47.45	AK	AT	AZE
LC 135M 07									4.500	114.30	40.00	0.713	2.063	52.40	AM	AW	AZG
LC 135M 08									5.000	127.00	36.00	0.642	2.302	58.47	AN	AX	AZH
LC 085N 01									1.218	30.94	1.250	31.75	.085	2.16	21.230	9.630	0.875
LC 085N 02	1.000	25.40	31.10	0.555	0.327	8.30	T	X									AE
LC 085N 03	1.500	38.10	19.40	0.346	0.418	10.62	T	X									AE
LC 085N 04	2.000	50.80	14.10	0.252	0.509	12.94	T	X									AE
LC 085N 05	2.500	63.50	11.10	0.198	0.600	15.23	W	Z									AJ
LC 085N 06	3.000	76.20	9.10	0.163	0.693	17.60	W	AC									AM
LC 085N 07	3.500	88.90	7.80	0.139	0.779	19.80	W	AC									AM
LC 085N 08	4.000	101.60	6.70	0.120	0.879	22.32	W	AC									AM
LC 085N 09	4.500	114.30	6.00	0.107	0.961	24.40	Z	AC									AM
LC 085N 10	5.000	127.00	5.30	0.095	1.064	27.04	Z	AC									AM

SPECIAL INSTRUCTIONS FOR COMPRESSION SERIES

STOCK NUMBERS: Add "M" to end of Stock Number for Music Wire; "S" for Type 302 Stainless; "S316" for Type 316 Stainless.

PRICING: See Inside Back Cover for up to 199 pricing. To price or order up to 1000 pcs., visit leespring.com; 1000+ pcs. contact Lee Spring.

CALCULATIONS: Spring Rate and Load at Solid Hgt. are for Music Wire. For Type 302 or Type 316 Stainless, multiply figures shown by 5/6 (.833).


*Note: Type 302 may be substituted with Type 304 at Lee Spring's discretion.

COMPRESSION SPRINGS: STANDARD SERIES (INCH)

ENDS ARE GROUND • Music Wire (Plated), 302 Stainless Steel* (Passivated),
or 316 Stainless Steel (Passivated Ultrasonically Cleaned)

COMPRESSION SPRINGS

LEE STOCK NUMBER	OUTSIDE DIAMETER		TO WORK IN HOLE DIAMETER		WIRE DIAMETER		APPROX. LOAD AT SOLID HGT.		FREE LENGTH		SPRING RATE		SOLID HEIGHT		PRICE GROUP		
	IN.	MM	IN.	MM	IN.	MM	LB.	KG	IN.	MM	LB./IN.	KG/MM	IN.	MM	Music Wire	302 Stainless*	316 Stainless
LC 095N 01	1.218	30.94	1.250	31.75	.095	2.44	32.070	14.550	0.875	22.23	59.60	1.064	0.337	8.57	T	X	AE
LC 095N 02									1.000	25.40	50.40	0.900	0.363	9.22	T	X	AE
LC 095N 03									1.250	31.75	38.50	0.688	0.415	10.54	T	X	AE
LC 095N 04									1.500	38.10	31.10	0.555	0.467	11.86	T	X	AE
LC 095N 05									1.750	44.45	26.10	0.466	0.519	13.19	T	X	AE
LC 095N 06									2.000	50.80	22.50	0.402	0.571	14.50	T	X	AE
LC 095N 07									2.250	57.15	19.80	0.354	0.622	15.80	T	X	AE
LC 095N 08									2.500	63.50	17.60	0.314	0.675	17.15	W	Z	AJ
LC 095N 09									2.750	69.85	15.90	0.284	0.727	18.46	W	AC	AM
LC 095N 10									3.000	76.20	14.50	0.259	0.778	19.76	W	AC	AM
LC 095N 11									3.500	88.90	12.30	0.220	0.882	22.40	W	AC	AM
LC 095N 12									4.000	101.60	10.70	0.191	0.985	25.01	W	AC	AM
LC 095N 13									4.500	114.30	9.50	0.170	1.084	27.54	Z	AC	AP
LC 095N 14									5.000	127.00	8.50	0.152	1.189	30.20	Z	AC	AP
LC 105N 01	1.218	30.94	1.250	31.75	.105	2.67	41.630	18.880	0.875	22.23	82.50	1.473	0.382	9.71	W	AE	AO
LC 105N 02									1.000	25.40	69.50	1.241	0.414	10.50	W	AE	AO
LC 105N 03									1.250	31.75	52.80	0.943	0.476	12.09	W	AE	AO
LC 105N 04									1.500	38.10	42.50	0.759	0.539	13.69	W	AE	AO
LC 105N 05									2.000	50.80	30.70	0.548	0.663	16.83	X	AG	AS
LC 105N 06									2.500	63.50	24.00	0.429	0.787	20.00	Y	AK	AU
LC 105N 07									3.000	76.20	19.70	0.352	0.912	23.17	AA	AM	AX
LC 105N 08									3.500	88.90	16.70	0.298	1.037	26.34	AB	AN	AX
LC 105N 09									4.000	101.60	14.50	0.259	1.162	29.50	AD	AO	AZ
LC 105N 10									4.500	114.30	12.80	0.229	1.287	32.69	AE	AP	AZA
LC 105N 11									5.000	127.00	11.50	0.205	1.408	35.77	AE	AP	AZA
LC 112N 00	1.218	30.94	1.250	31.75	.112	2.84	52.000	23.600	0.875	22.23	108.75	1.942	0.408	10.37	Y	AG	AS
LC 112N 0A									1.000	25.40	91.12	1.627	0.442	11.24	Y	AG	AS
LC 112N 0									1.250	31.75	69.00	1.232	0.510	12.96	Y	AG	AS
LC 112N 01									1.500	38.10	55.42	0.990	0.579	14.70	Y	AG	AS
LC 112N 02									2.000	50.80	39.82	0.710	0.715	18.16	Z	AK	AU
LC 112N 03									2.500	63.50	31.07	0.550	0.851	21.63	AA	AM	AX
LC 112N 04									3.000	76.20	25.48	0.450	0.988	25.09	AC	AO	AZ
LC 112N 05									3.500	88.90	21.59	0.390	1.124	28.55	AD	AP	AZA
LC 112N 06									4.000	101.60	18.73	0.330	1.261	32.02	AG	AR	AZB
LC 125N 00									1.218	30.94	1.250	31.75	.125	3.18	72.000	32.660	0.875
LC 125N 0A	1.000	25.40	141.00	2.518	0.503	12.77	Z	AK									AU
LC 125N 0	1.250	31.75	105.50	1.884	0.586	14.87	AA	AK									AU
LC 125N 01	1.500	38.10	84.48	1.510	0.667	16.94	AA	AL									AW
LC 125N 02	2.000	50.80	60.34	1.080	0.831	21.11	AB	AM									AX
LC 125N 2A	2.250	57.15	52.75	0.942	0.914	23.20	AC	AN									AX
LC 125N 03	2.500	63.50	46.93	0.840	0.995	25.27	AC	AN									AY
LC 125N 04	3.000	76.20	38.40	0.690	1.159	29.43	AD	AO									AZ
LC 125N 05	3.500	88.90	32.49	0.580	1.322	33.59	AE	AP									AZA
LC 125N 06	4.000	101.60	28.16	0.500	1.486	37.75	AJ	AR									AZB
LC 125N 07	4.500	114.30	24.87	0.444	1.649	41.88	AJ	AR									AZC
LC 125N 08	5.000	127.00	22.25	0.397	1.813	46.04	AJ	AS									AZD



SPECIAL INSTRUCTIONS FOR COMPRESSION SERIES

STOCK NUMBERS: Add "M" to end of Stock Number for Music Wire; "S" for Type 302 Stainless; "S316" for Type 316 Stainless.
PRICING: See Inside Back Cover for up to 199 pricing. To price or order up to 1000 pcs., visit leespring.com; 1000+ pcs. contact Lee Spring.
CALCULATIONS: Spring Rate and Load at Solid Hgt. are for Music Wire. For Type 302 or Type 316 Stainless, multiply figures shown by 5/6 (.833).
 *Note: Type 302 may be substituted with Type 304 at Lee Spring's discretion.

COMPRESSION SPRINGS: STANDARD SERIES (INCH)

ENDS ARE GROUND • Music Wire (Plated), 302 Stainless Steel* (Passivated),
or 316 Stainless Steel (Passivated Ultrasonically Cleaned)

COMPRESSION SPRINGS

LEE STOCK NUMBER	OUTSIDE DIAMETER		TO WORK IN HOLE DIAMETER		WIRE DIAMETER		APPROX. LOAD AT SOLID HGT.		FREE LENGTH		SPRING RATE		SOLID HEIGHT		PRICE GROUP		
	IN.	MM	IN.	MM	IN.	MM	LB.	KG	IN.	MM	LB/IN.	KG/MM	IN.	MM	Music Wire	302 Stainless*	316 Stainless
															M	S	S316
LC 135N 00									0.875	22.23	250.00	4.464	0.487	12.37	AD	AP	AX
LC 135N 0A									1.000	25.40	207.00	3.697	0.531	13.48	AD	AP	AX
LC 135N 0									1.250	31.75	154.00	2.750	0.617	15.68	AD	AP	AX
LC 135N 01									1.500	38.10	122.85	2.194	0.683	17.35	AD	AP	AY
LC 135N 02	1.218	30.94	1.250	31.75	.135	3.43	100.360	45.520	2.000	50.80	87.34	1.560	0.851	21.61	AD	AP	AZ
LC 135N 03									2.500	63.50	67.76	1.210	1.019	25.88	AG	AP	AZA
LC 135N 04									3.000	76.20	55.35	0.988	1.187	30.14	AJ	AS	AZB
LC 135N 05									3.500	88.90	46.78	0.835	1.355	34.41	AK	AU	AZC
LC 135N 06									4.000	101.60	40.51	0.723	1.523	38.67	AK	AU	AZD
LC 112P 01									1.500	38.10	41.30	0.738	0.489	12.41	AB	AL	AT
LC 112P 02									2.000	50.80	29.60	0.529	0.591	15.00	AD	AM	AU
LC 112P 03	1.460	37.08	1.500	38.10	.112	2.84	42.230	19.160	2.500	63.50	23.10	0.413	0.692	17.57	AD	AN	AW
LC 112P 04									3.000	76.20	19.00	0.339	0.791	20.10	AD	AN	AX
LC 112P 05									3.500	88.90	16.10	0.288	0.892	22.67	AE	AP	AY
LC 112P 06									4.000	101.60	13.90	0.248	0.997	25.33	AJ	AR	AZ
LC 125P 01									1.500	38.10	60.70	1.084	0.570	14.49	AB	AM	AU
LC 125P 02									2.000	50.80	43.40	0.775	0.695	17.66	AC	AN	AW
LC 125P 03	1.460	37.08	1.500	38.10	.125	3.18	57.440	26.050	2.500	63.50	33.70	0.602	0.821	20.85	AD	AO	AX
LC 125P 04									3.000	76.20	27.60	0.493	0.946	24.02	AE	AO	AY
LC 125P 05									3.500	88.90	23.30	0.416	1.073	27.24	AG	AR	AZ
LC 125P 06									4.000	101.60	20.20	0.361	1.198	30.42	AJ	AS	AZA
LC 135P 01									1.500	38.10	80.30	1.434	0.634	16.09	AE	AR	AZ
LC 135P 02									2.000	50.80	57.10	1.020	0.778	19.76	AG	AR	AZA
LC 135P 03	1.460	37.08	1.500	38.10	.135	3.43	70.000	31.750	2.500	63.50	44.30	0.791	0.922	23.43	AJ	AT	AZB
LC 135P 04									3.000	76.20	36.20	0.646	1.067	27.09	AK	AT	AZC
LC 135P 05									3.500	88.90	30.60	0.546	1.211	30.75	AK	AU	AZD
LC 135P 06									4.000	101.60	26.50	0.473	1.355	34.42	AL	AW	AZE
LC 135Q 01									1.500	38.10	64.40	1.150	0.554	14.07	AE	AU	AZA
LC 135Q 02									2.000	50.80	45.80	0.818	0.666	16.91	AL	AW	AZB
LC 135Q 03									2.500	63.50	35.50	0.634	0.778	19.77	AM	AY	AZC
LC 135Q 04	1.687	42.85	1.750	44.45	.135	3.43	61.890	28.070	3.000	76.20	29.00	0.518	0.891	22.62	AM	AZ	AZD
LC 135Q 05									3.500	88.90	24.50	0.438	1.003	25.48	AM	AZA	AZE
LC 135Q 06									4.000	101.60	21.20	0.379	1.116	28.34	AN	AZB	AZF
LC 135Q 07									4.500	114.30	18.70	0.334	1.228	31.19	AN	AZB	AZG
LC 135Q 08									5.000	127.00	16.70	0.298	1.342	34.08	AN	AZB	AZH

SPECIAL INSTRUCTIONS FOR COMPRESSION SERIES

STOCK NUMBERS: Add "M" to end of Stock Number for Music Wire; "S" for Type 302 Stainless; "S316" for Type 316 Stainless.

PRICING: See Inside Back Cover for up to 199 pricing. To price or order up to 1000 pcs., visit leespring.com; 1000+ pcs. contact Lee Spring.

CALCULATIONS: Spring Rate and Load at Solid Hgt. are for Music Wire. For Type 302 or Type 316 Stainless, multiply figures shown by 5/6 (.833).

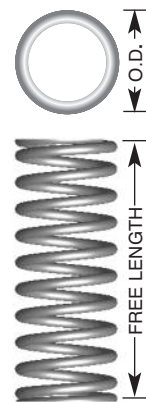
*Note: Type 302 may be substituted with Type 304 at Lee Spring's discretion.

COMPRESSION SPRINGS: STANDARD SERIES (METRIC)

ENDS ARE GROUND • Music Wire (Plated) or Stainless Steel (Passivated)

LEE STOCK NUMBER	OUTSIDE DIAMETER		TO WORK IN HOLE DIAMETER		NOMINAL WIRE DIAMETER		TO WORK OVER ROD DIAMETER		APPROX. LOAD AT SOLID HGT.		NOMINAL FREE LENGTH		SPRING RATE		SOLID HEIGHT		PRICE GROUP	
	MM	IN.	MM	IN.	MM	IN.	MM	IN.	N	LB.	MM	IN.	N/MM	LB/IN.	MM	IN.	M	S
LCM035A 01	3.00	.118	3.20	.126	.35	.014	2.10	.083	8.14	1.830	6.50	0.256	1.91	10.88	2.400	0.094	F	F
LCM035A 02											8.00	0.315	1.51	8.65	2.800	0.110	F	F
LCM035A 03											9.50	0.374	1.26	7.17	3.200	0.126	F	F
LCM035A 04											11.00	0.433	1.07	6.13	3.600	0.142	F	F
LCM035A 05											12.50	0.492	0.94	5.35	4.000	0.157	F	F
LCM035A 06											14.00	0.551	0.83	4.75	4.400	0.173	F	F
LCM035A 07											15.50	0.610	0.75	4.27	4.800	0.189	F	F
LCM035A 08											17.00	0.669	0.68	3.87	5.250	0.207	F	F
LCM035A 09											19.00	0.748	0.60	3.45	5.800	0.228	F	F
LCM035A 10											25.00	0.984	0.46	2.60	7.400	0.291	F	F
LCM035A 11											27.50	1.083	0.41	2.36	8.150	0.321	F	F
LCM035A 12											30.00	1.181	0.38	2.15	8.850	0.348	F	F
LCM035A 13											40.00	1.575	0.28	1.61	11.600	0.457	F	F
LCM050A 01	3.00	.118	3.20	.126	.50	.020	1.80	.071	20.50	4.610	6.50	0.256	7.50	42.81	3.760	0.148	F	F
LCM050A 02											8.00	0.315	5.89	33.64	4.520	0.178	F	F
LCM050A 03											9.50	0.374	4.85	27.70	5.260	0.207	F	F
LCM050A 04											11.00	0.433	4.12	23.54	6.020	0.237	F	F
LCM050A 05											12.50	0.492	3.58	20.47	6.760	0.266	F	F
LCM050A 06											14.00	0.551	3.17	18.11	7.520	0.296	F	F
LCM050A 07											15.50	0.610	2.84	16.24	8.280	0.326	F	F
LCM050A 08											17.00	0.669	2.58	14.72	9.020	0.355	F	F
LCM050A 09											19.00	0.748	2.29	13.08	10.030	0.395	F	F
LCM050A 10											25.00	0.984	1.72	9.81	13.030	0.513	F	F
LCM050A 11											27.50	1.083	1.56	8.88	14.300	0.563	F	F
LCM050A 12											30.00	1.181	1.42	8.12	15.540	0.612	F	F
LCM050A 13											40.00	1.575	1.06	6.04	20.550	0.809	F	F
LCM050AA 01†	3.00	.118	3.40	.134	.50	.020	1.70	.067	16.79	3.775	4.40	0.173	11.58	66.12	2.750	0.108	F	F
LCM050AA 02†											6.10	0.240	7.43	42.43	3.750	0.148	F	F
LCM050AA 03†											8.70	0.343	4.80	27.41	5.250	0.207	F	F
LCM050AA 04†											12.00	0.472	3.27	18.67	7.250	0.285	F	F
LCM050AA 05†											17.50	0.689	2.21	12.62	10.250	0.404	F	F
LCM050AB 01†	3.70	.146	4.10	.161	.50	.020	2.40	.094	14.50	3.261	5.50	0.217	5.57	31.81	2.750	0.108	F	F
LCM050AB 02†											7.90	0.311	3.54	20.21	3.750	0.148	F	F
LCM050AB 03†											11.50	0.453	2.28	13.02	5.250	0.207	F	F
LCM050AB 04†											16.00	0.630	1.56	8.91	7.250	0.285	F	F
LCM050AB 05†											23.50	0.925	1.05	6.00	10.250	0.404	F	F

COMPRESSION SPRINGS



SPECIAL INSTRUCTIONS FOR COMPRESSION SERIES

STOCK NUMBERS: Add "M" to end of Stock Number for Music Wire; "S" for Type 302 Stainless.

PRICING: See Inside Back Cover for up to 199 pricing. To price or order up to 1000 pcs., visit leespring.com; 1000+ pcs. contact Lee Spring.

CALCULATIONS: Spring Rate and Load at Solid Hgt. are for Music Wire. For Type 302 multiply figures shown by 5/6 (.833).

*Note: Type 302 may be substituted with Type 304 at Lee Spring's discretion.

† Indicates DIN Compression Springs meeting the design parameters outlined in Standard DIN 2098.

COMPRESSION SPRINGS: STANDARD SERIES (METRIC)

ENDS ARE GROUND • Music Wire (Plated) or Stainless Steel (Passivated)

COMPRESSION SPRINGS

LEE STOCK NUMBER	OUTSIDE DIAMETER		TO WORK IN HOLE DIAMETER		NOMINAL WIRE DIAMETER		TO WORK OVER ROD DIAMETER		APPROX. LOAD AT SOLID HGT.		NOMINAL FREE LENGTH		SPRING RATE		SOLID HEIGHT		PRICE GROUP	
	MM	IN.	MM	IN.	MM	IN.	MM	IN.	N	LB.	MM	IN.	N/MM	LB/IN.	MM	IN.	M	S
LCM060AB 01	3.70	.146	4.00	.158	.60	.024	2.20	.087	22.60	5.080	6.50	0.256	9.35	53.37	4.090	0.161	F	F
LCM060AB 02											8.00	0.315	7.29	41.58	4.900	0.193	F	F
LCM060AB 03											9.50	0.374	5.97	34.07	5.720	0.225	F	F
LCM060AB 04											11.00	0.433	5.06	28.85	6.550	0.258	F	F
LCM060AB 05											12.50	0.492	4.39	25.02	7.370	0.290	F	F
LCM060AB 06											14.00	0.551	3.87	22.09	8.180	0.322	F	F
LCM060AB 07											15.50	0.610	3.47	19.77	8.990	0.354	F	F
LCM060AB 08											17.00	0.669	3.14	17.90	9.800	0.386	F	F
LCM060AB 09											19.00	0.748	2.79	15.89	10.900	0.429	F	F
LCM060AB 10											25.00	0.984	2.08	11.88	14.170	0.558	F	F
LCM060AB 11											27.50	1.083	1.88	10.75	15.540	0.612	F	F
LCM060AB 12											30.00	1.181	1.72	9.82	16.890	0.665	F	F
LCM060AB 13											40.00	1.575	1.28	7.29	22.350	0.880	F	F
LCM063AC 01†	3.83	.151	4.20	.165	.63	.025	2.30	.091	25.65	5.766	5.50	0.217	14.03	80.11	3.465	0.136	F	F
LCM063AC 02†											7.80	0.307	8.90	50.82	4.725	0.186	F	F
LCM063AC 03†											11.00	0.433	5.76	32.89	6.615	0.260	F	F
LCM063AC 04†											15.50	0.610	3.92	22.38	9.135	0.360	F	F
LCM063AC 05†											22.50	0.886	2.64	15.07	12.915	0.508	F	F
LCM050AE 01†	4.50	.177	5.00	.197	.50	.020	3.10	.122	11.51	2.588	7.00	0.276	2.83	16.18	2.750	0.108	F	F
LCM050AE 02†											10.00	0.394	1.81	10.36	3.750	0.148	F	F
LCM050AE 03†											15.00	0.591	1.17	6.68	5.250	0.207	F	F
LCM050AE 04†											21.50	0.846	0.79	4.51	7.250	0.285	F	F
LCM050AE 05†											31.00	1.220	0.54	3.08	10.250	0.404	F	F
LCM035B 01	4.60	.181	4.80	.189	.35	.014	3.60	.142	4.90	1.110	6.50	0.256	0.98	5.57	1.420	0.056	F	F
LCM035B 02											8.00	0.315	0.78	4.43	1.600	0.063	F	F
LCM035B 03											9.50	0.374	0.64	3.67	1.800	0.071	F	F
LCM035B 04											11.00	0.433	0.55	3.14	1.980	0.078	F	F
LCM035B 05											12.50	0.492	0.48	2.74	2.180	0.086	F	F
LCM035B 06											14.00	0.551	0.43	2.43	2.360	0.093	F	F
LCM035B 07											15.50	0.610	0.38	2.18	2.540	0.100	F	F
LCM035B 08											17.00	0.669	0.35	1.98	2.740	0.108	F	F
LCM035B 09											19.00	0.748	0.31	1.77	3.000	0.118	F	F
LCM035B 10											25.00	0.984	0.23	1.33	3.730	0.147	F	F
LCM035B 11											30.00	1.181	0.19	1.10	4.370	0.172	F	F
LCM035B 12											40.00	1.575	0.14	0.82	5.610	0.221	F	F

SPECIAL INSTRUCTIONS FOR COMPRESSION SERIES

STOCK NUMBERS: Add "M" to end of Stock Number for Music Wire; "S" for Type 302 Stainless.

PRICING: See Inside Back Cover for up to 199 pricing. To price or order up to 1000 pcs., visit leespring.com; 1000+ pcs. contact Lee Spring.

CALCULATIONS: Spring Rate and Load at Solid Hgt. are for Music Wire. For Type 302 multiply figures shown by 5/6 (.833).

*Note: Type 302 may be substituted with Type 304 at Lee Spring's discretion.

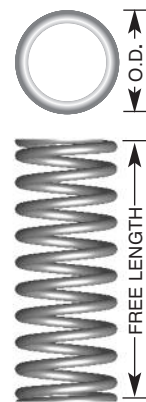
† Indicates DIN Compression Springs meeting the design parameters outlined in Standard DIN 2098.

COMPRESSION SPRINGS: STANDARD SERIES (METRIC)

ENDS ARE GROUND • Music Wire (Plated) or Stainless Steel (Passivated)

LEE STOCK NUMBER	OUTSIDE DIAMETER		TO WORK IN HOLE DIAMETER		NOMINAL WIRE DIAMETER		TO WORK OVER ROD DIAMETER		APPROX. LOAD AT SOLID HGT.		NOMINAL FREE LENGTH		SPRING RATE		SOLID HEIGHT		PRICE GROUP	
	MM	IN.	MM	IN.	MM	IN.	MM	IN.	N	LB.	MM	IN.	N/MM	LB/IN.	MM	IN.	Music Wire	302 Stainless*
LCM045B 01	4.60	.181	4.80	.189	.45	.018	3.40	.134	10.80	2.430	6.50	0.256	2.40	13.73	2.010	0.079	F	F
LCM045B 02											8.00	0.315	1.90	10.83	2.310	0.091	F	F
LCM045B 03											9.50	0.374	1.57	8.94	2.620	0.103	F	F
LCM045B 04											11.00	0.433	1.33	7.61	2.900	0.114	F	F
LCM045B 05											12.50	0.492	1.16	6.63	3.200	0.126	F	F
LCM045B 06											14.00	0.551	1.03	5.87	3.510	0.138	F	F
LCM045B 07											15.50	0.610	0.92	5.27	3.780	0.149	F	F
LCM045B 08											17.00	0.669	0.84	4.78	4.090	0.161	F	F
LCM045B 09											19.00	0.748	0.74	4.25	4.500	0.177	F	F
LCM045B 10											25.00	0.984	0.56	3.19	5.690	0.224	F	F
LCM045B 11											30.00	1.181	0.46	2.64	6.680	0.263	F	F
LCM045B 12											40.00	1.575	0.35	1.97	8.660	0.341	F	F
LCM055B 01	4.60	.181	4.80	.189	.55	.022	3.27	.129	17.65	3.970	6.50	0.256	4.72	26.96	2.770	0.109	F	F
LCM055B 02											8.00	0.315	3.70	21.10	3.230	0.127	F	F
LCM055B 03											9.50	0.374	3.04	17.33	3.680	0.145	F	F
LCM055B 04											11.00	0.433	2.57	14.70	4.140	0.163	F	F
LCM055B 05											12.50	0.492	2.24	12.77	4.600	0.181	F	F
LCM055B 06											14.00	0.551	1.98	11.28	5.050	0.199	F	F
LCM055B 07											15.50	0.610	1.77	10.11	5.540	0.218	F	F
LCM055B 08											17.00	0.669	1.60	9.16	5.990	0.236	F	F
LCM055B 09											19.00	0.748	1.42	8.13	6.600	0.260	F	F
LCM055B 10											25.00	0.984	1.07	6.09	8.430	0.332	F	F
LCM055B 11											27.50	1.083	0.96	5.51	9.220	0.363	F	F
LCM055B 12											30.00	1.181	0.88	5.04	9.980	0.393	F	F
LCM055B 13											40.00	1.575	0.65	3.74	13.060	0.514	F	F
LCM060B 01	4.60	.181	4.80	.189	.60	.024	3.10	.122	23.50	5.300	6.50	0.256	6.81	38.91	3.050	0.120	F	F
LCM060B 02											8.00	0.315	5.31	30.33	3.560	0.140	F	F
LCM060B 03											9.50	0.374	4.35	24.85	4.090	0.161	F	F
LCM060B 04											11.00	0.433	3.68	21.04	4.600	0.181	F	F
LCM060B 05											12.50	0.492	3.20	18.25	5.130	0.202	F	F
LCM060B 06											14.00	0.551	2.82	16.11	5.660	0.223	F	F
LCM060B 07											15.50	0.610	2.53	14.42	6.170	0.243	F	F
LCM060B 08											17.00	0.669	2.29	13.05	6.710	0.264	F	F
LCM060B 09											19.00	0.748	2.03	11.59	7.390	0.291	F	F
LCM060B 10											25.00	0.984	1.52	8.67	9.470	0.373	F	F
LCM060B 11											27.50	1.083	1.37	7.84	10.340	0.407	F	F
LCM060B 12											30.00	1.181	1.25	7.16	11.230	0.442	F	F
LCM060B 13											40.00	1.575	0.93	5.32	16.080	0.633	F	F
LCM060B 14											50.00	1.969	0.74	4.23	18.190	0.716	F	F

COMPRESSION SPRINGS



SPECIAL INSTRUCTIONS FOR COMPRESSION SERIES

STOCK NUMBERS: Add "M" to end of Stock Number for Music Wire; "S" for Type 302 Stainless.

PRICING: See Inside Back Cover for up to 199 pricing. To price or order up to 1000 pcs., visit leespring.com; 1000+ pcs. contact Lee Spring.

CALCULATIONS: Spring Rate and Load at Solid Hgt. are for Music Wire. For Type 302 multiply figures shown by 5/6 (.833).

*Note: Type 302 may be substituted with Type 304 at Lee Spring's discretion.

† Indicates DIN Compression Springs meeting the design parameters outlined in Standard DIN 2098.

COMPRESSION SPRINGS: STANDARD SERIES (METRIC)

ENDS ARE GROUND • Music Wire (Plated) or Stainless Steel (Passivated)

COMPRESSION SPRINGS

LEE STOCK NUMBER	OUTSIDE DIAMETER		TO WORK IN HOLE DIAMETER		NOMINAL WIRE DIAMETER		TO WORK OVER ROD DIAMETER		APPROX. LOAD AT SOLID HGT.		NOMINAL FREE LENGTH		SPRING RATE		SOLID HEIGHT		PRICE GROUP	
	MM	IN.	MM	IN.	MM	IN.	MM	IN.	N	LB.	MM	IN.	N/MM	LB/IN.	MM	IN.	M	S
LCM080B 01	4.60	.181	4.80	.189	.80	.032	2.70	.106	55.90	12.570	6.50	0.256	24.01	137.07	4.170	0.164	F	F
LCM080B 02											8.00	0.315	18.38	104.94	4.950	0.195	F	F
LCM080B 03											9.50	0.374	14.89	85.02	5.740	0.226	F	F
LCM080B 04											11.00	0.433	12.51	71.45	6.530	0.257	F	F
LCM080B 05											12.50	0.492	10.79	61.62	7.320	0.288	F	F
LCM080B 06											14.00	0.551	9.48	54.13	8.100	0.319	F	F
LCM080B 07											15.50	0.610	8.46	48.32	8.890	0.350	F	F
LCM080B 08											17.00	0.669	7.64	43.61	9.680	0.381	F	F
LCM080B 09											19.00	0.748	6.76	38.60	10.740	0.423	F	F
LCM080B 10											25.00	0.984	5.03	28.70	13.890	0.547	F	F
LCM080B 11											27.50	1.083	4.54	25.93	15.190	0.598	F	F
LCM080B 12											30.00	1.181	4.14	23.65	16.510	0.650	G	G
LCM080B 13											40.00	1.575	3.06	17.49	21.770	0.857	G	G
LCM080B 14											50.00	1.969	2.43	13.88	27.000	1.063	G	G
LCM063BA 01†	4.63	.182	5.00	.197	.63	.025	3.00	.118	22.56	5.072	6.70	0.264	7.16	40.88	3.465	0.136	F	F
LCM063BA 02†											9.60	0.378	4.55	25.98	4.725	0.186	F	F
LCM063BA 03†											14.00	0.551	2.94	16.79	6.615	0.260	F	F
LCM063BA 04†											20.00	0.787	2.00	11.42	9.135	0.360	F	F
LCM063BA 05†											29.00	1.142	1.35	7.71	12.915	0.508	F	F
LCM080BB 01†	4.80	.189	5.30	.209	.80	.031	2.80	.110	43.61	9.803	6.90	0.272	18.53	105.81	4.400	0.173	F	F
LCM080BB 02†											9.70	0.382	11.87	67.78	6.000	0.236	F	F
LCM080BB 03†											14.00	0.551	7.67	43.80	8.400	0.331	F	F
LCM080BB 04†											19.50	0.768	5.22	29.81	11.600	0.457	F	F
LCM080BB 05†											28.00	1.102	3.52	20.10	16.400	0.646	F	F
LCM050BD 01†	5.50	.217	6.20	.244	.50	.020	4.00	.157	9.41	2.116	9.40	0.370	1.45	8.28	2.750	0.108	F	F
LCM050BD 02†											14.00	0.551	0.93	5.31	3.750	0.148	F	F
LCM050BD 03†											20.50	0.807	0.61	3.48	5.250	0.207	F	F
LCM050BD 04†											30.00	1.181	0.40	2.28	7.250	0.285	G	G
LCM050BD 05†											44.50	1.752	0.26	1.48	10.250	0.404	G	G
LCM063BE 01†	5.63	.222	6.10	.240	.63	.025	3.90	.154	18.03	4.052	8.50	0.335	3.70	21.13	3.465	0.136	F	F
LCM063BE 02†											12.50	0.492	2.35	13.42	4.725	0.186	F	F
LCM063BE 03†											18.50	0.728	1.52	8.68	6.615	0.260	F	F
LCM063BE 04†											26.00	1.024	1.03	5.88	9.135	0.360	F	F
LCM063BE 05†											38.50	1.516	0.70	4.00	12.915	0.508	G	G
LCM080BF 01†	5.80	.228	6.30	.248	.80	.031	3.80	.150	36.28	8.156	8.30	0.327	9.53	54.42	4.400	0.173	F	F
LCM080BF 02†											12.00	0.472	6.07	34.66	6.000	0.236	F	F
LCM080BF 03†											17.50	0.689	3.92	22.38	8.400	0.331	F	F
LCM080BF 04†											24.50	0.965	2.66	15.19	11.600	0.457	G	G
LCM080BF 05†											36.00	1.417	1.80	10.28	16.400	0.646	G	G

SPECIAL INSTRUCTIONS FOR COMPRESSION SERIES

STOCK NUMBERS: Add "M" to end of Stock Number for Music Wire; "S" for Type 302 Stainless.

PRICING: See Inside Back Cover for up to 199 pricing. To price or order up to 1000 pcs., visit leespring.com; 1000+ pcs. contact Lee Spring.

CALCULATIONS: Spring Rate and Load at Solid Hgt. are for Music Wire. For Type 302 multiply figures shown by 5/6 (.833).

*Note: Type 302 may be substituted with Type 304 at Lee Spring's discretion.

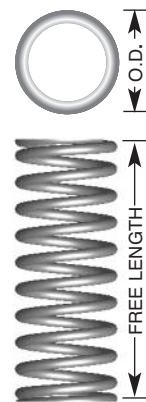
† Indicates DIN Compression Springs meeting the design parameters outlined in Standard DIN 2098.

COMPRESSION SPRINGS: STANDARD SERIES (METRIC)

ENDS ARE GROUND • Music Wire (Plated) or Stainless Steel (Passivated)

LEE STOCK NUMBER	OUTSIDE DIAMETER		TO WORK IN HOLE DIAMETER		NOMINAL WIRE DIAMETER		TO WORK OVER ROD DIAMETER		APPROX. LOAD AT SOLID HGT.		NOMINAL FREE LENGTH		SPRING RATE		SOLID HEIGHT		PRICE GROUP	
	MM	IN.	MM	IN.	MM	IN.	MM	IN.	N	LB.	MM	IN.	N/MM	LB/IN.	MM	IN.	M	S
LCM050C 01	6.00	.236	6.40	.252	.50	.020	4.57	.180	8.85	1.990	6.50	0.256	1.96	11.18	1.980	0.078	F	F
LCM050C 02											8.00	0.315	1.54	8.79	2.260	0.089	F	F
LCM050C 03											9.50	0.374	1.27	7.24	2.540	0.100	F	F
LCM050C 04											11.00	0.433	1.08	6.15	2.790	0.110	F	F
LCM050C 05											12.50	0.492	0.94	5.35	3.070	0.121	F	F
LCM050C 06											14.00	0.551	0.83	4.73	3.350	0.132	F	F
LCM050C 07											15.50	0.610	0.74	4.24	3.610	0.142	F	F
LCM050C 08											17.00	0.669	0.67	3.84	3.890	0.153	F	F
LCM050C 09											19.00	0.748	0.60	3.42	4.240	0.167	F	F
LCM050C 10											25.00	0.984	0.45	2.56	5.330	0.210	G	G
LCM050C 11											27.50	1.083	0.41	2.32	5.770	0.227	G	G
LCM050C 12											30.00	1.181	0.37	2.12	6.220	0.245	G	G
LCM050C 13											35.00	1.378	0.32	1.81	7.140	0.281	G	G
LCM050C 14											40.00	1.575	0.28	1.58	8.030	0.316	G	G
LCM050C 15											45.00	1.772	0.25	1.40	8.940	0.352	G	G
LCM050C 16											50.00	1.969	0.22	1.26	9.830	0.387	G	G
LCM060C 01	6.00	.236	6.40	.252	.60	.024	4.40	.173	14.70	3.300	6.50	0.256	3.74	21.35	2.570	0.101	F	F
LCM060C 02											8.00	0.315	2.91	16.64	2.950	0.116	F	F
LCM060C 03											9.50	0.374	2.39	13.63	3.330	0.131	F	F
LCM060C 04											11.00	0.433	2.02	11.55	3.730	0.147	F	F
LCM060C 05											12.50	0.492	1.75	10.01	4.110	0.162	F	F
LCM060C 06											14.00	0.551	1.55	8.84	4.500	0.177	F	F
LCM060C 07											15.50	0.610	1.39	7.91	4.880	0.192	F	F
LCM060C 08											17.00	0.669	1.25	7.16	5.260	0.207	F	F
LCM060C 09											19.00	0.748	1.11	6.36	5.790	0.228	F	F
LCM060C 10											25.00	0.984	0.83	4.76	7.340	0.289	G	G
LCM060C 11											27.50	1.083	0.75	4.30	7.980	0.314	G	G
LCM060C 12											30.00	1.181	0.69	3.93	8.610	0.339	G	G
LCM060C 13											35.00	1.378	0.59	3.35	9.910	0.390	G	G
LCM060C 14											40.00	1.575	0.51	2.92	11.200	0.441	G	G
LCM060C 15											45.00	1.772	0.45	2.58	12.470	0.491	G	G
LCM060C 16											50.00	1.969	0.41	2.32	13.770	0.542	G	G

COMPRESSION SPRINGS



SPECIAL INSTRUCTIONS FOR COMPRESSION SERIES

STOCK NUMBERS: Add "M" to end of Stock Number for Music Wire; "S" for Type 302 Stainless.

PRICING: See Inside Back Cover for up to 199 pricing. To price or order up to 1000 pcs., visit leespring.com; 1000+ pcs. contact Lee Spring.

CALCULATIONS: Spring Rate and Load at Solid Hgt. are for Music Wire. For Type 302 multiply figures shown by 5/6 (.833).

*Note: Type 302 may be substituted with Type 304 at Lee Spring's discretion.

† Indicates DIN Compression Springs meeting the design parameters outlined in Standard DIN 2098.

COMPRESSION SPRINGS: STANDARD SERIES (METRIC)

ENDS ARE GROUND • Music Wire (Plated) or Stainless Steel (Passivated)

COMPRESSION SPRINGS

LEE STOCK NUMBER	OUTSIDE DIAMETER		TO WORK IN HOLE DIAMETER		NOMINAL WIRE DIAMETER		TO WORK OVER ROD DIAMETER		APPROX. LOAD AT SOLID HGT.		NOMINAL FREE LENGTH		SPRING RATE		SOLID HEIGHT		PRICE GROUP	
	MM	IN.	MM	IN.	MM	IN.	MM	IN.	N	LB.	MM	IN.	N/MM	LB/IN.	MM	IN.	M	S
LCM080C 01	6.00	.236	6.40	.252	.80	.032	4.00	.158	44.10	9.910	6.50	0.256	13.92	79.51	3.330	0.131	F	F
LCM080C 02											8.00	0.315	10.66	60.87	3.860	0.152	F	F
LCM080C 03											9.50	0.374	8.64	49.32	4.390	0.173	F	F
LCM080C 04											11.00	0.433	7.26	41.45	4.930	0.194	F	F
LCM080C 05											12.50	0.492	6.26	35.74	5.460	0.215	F	F
LCM080C 06											14.00	0.551	5.50	31.42	5.970	0.235	F	F
LCM080C 07											15.50	0.610	4.91	28.03	6.500	0.256	F	F
LCM080C 08											17.00	0.669	4.43	25.30	7.040	0.277	F	F
LCM080C 09											19.00	0.748	3.92	22.39	7.750	0.305	F	F
LCM080C 10											25.00	0.984	2.92	16.65	9.860	0.388	F	F
LCM080C 11											27.50	1.083	2.63	15.04	10.740	0.423	G	G
LCM080C 12											30.00	1.181	2.40	13.72	11.630	0.458	G	G
LCM080C 13											35.00	1.378	2.04	11.66	13.390	0.527	G	G
LCM080C 14											40.00	1.575	1.78	10.15	15.160	0.597	G	G
LCM080C 15											45.00	1.772	1.57	8.98	16.920	0.666	G	G
LCM080C 16											50.00	1.969	1.41	8.05	18.690	0.736	G	G
LCM100C 01†	6.00	.236	6.50	.256	1.00	.039	3.60	.142	63.27	14.224	8.50	0.335	23.24	132.70	5.500	0.217	F	F
LCM100C 02†											12.00	0.472	14.82	84.62	7.500	0.295	F	F
LCM100C 03†											17.00	0.669	9.56	54.59	10.500	0.413	F	F
LCM100C 04†											24.00	0.945	6.51	37.17	14.500	0.571	F	F
LCM100C 05†											34.50	1.358	4.40	25.12	20.500	0.807	G	G
LCM110C 01	6.00	.236	6.40	.252	1.10	.043	3.40	.134	94.20	21.180	8.00	0.315	40.64	232.03	5.690	0.224	F	F
LCM110C 02											9.50	0.374	32.29	184.35	6.580	0.259	F	F
LCM110C 03											11.00	0.433	26.78	152.93	7.490	0.295	F	F
LCM110C 04											12.50	0.492	22.88	130.66	8.380	0.330	F	F
LCM110C 05											14.00	0.551	19.97	114.05	9.300	0.366	F	F
LCM110C 06											15.50	0.610	17.72	101.19	10.190	0.401	F	F
LCM110C 07											17.00	0.669	15.92	90.93	11.100	0.437	F	F
LCM110C 08											19.00	0.748	14.03	80.11	12.290	0.484	F	F
LCM110C 09											22.00	0.866	11.90	67.97	14.100	0.555	F	F
LCM110C 10											25.00	0.984	10.34	59.03	15.900	0.626	F	F
LCM110C 11											27.50	1.083	9.32	53.19	17.400	0.685	F	F
LCM110C 12											30.00	1.181	8.48	48.41	18.900	0.744	F	F
LCM110C 13											35.00	1.378	7.19	41.03	21.890	0.862	F	F
LCM110C 14											40.00	1.575	6.23	35.60	24.890	0.980	G	G
LCM110C 15											45.00	1.772	5.51	31.44	27.910	1.099	G	G
LCM110C 16											50.00	1.969	4.93	28.15	30.910	1.217	G	G
LCM110C 17											55.00	2.165	4.46	25.49	33.910	1.335	G	G
LCM110C 18											60.00	2.362	4.08	23.28	36.910	1.453	G	G
LCM110C 19											65.00	2.559	3.75	21.43	39.900	1.571	G	G
LCM050CE 01†	6.80	.268	7.50	.295	.50	.020	5.30	.209	7.60	1.709	13.50	0.531	0.74	4.23	2.750	0.108	F	F
LCM050CE 02†											20.00	0.787	0.46	2.63	3.750	0.148	F	F
LCM050CE 03†											30.00	1.181	0.30	1.71	5.250	0.207	F	F
LCM050CE 04†											44.00	1.732	0.21	1.20	7.250	0.285	G	G
LCM050CE 05†											65.00	2.559	0.14	0.80	10.250	0.404	G	G

SPECIAL INSTRUCTIONS FOR COMPRESSION SERIES

STOCK NUMBERS: Add "M" to end of Stock Number for Music Wire; "S" for Type 302 Stainless.

PRICING: See Inside Back Cover for up to 199 pricing. To price or order up to 1000 pcs., visit leespring.com; 1000+ pcs. contact Lee Spring.

CALCULATIONS: Spring Rate and Load at Solid Hgt. are for Music Wire. For Type 302 multiply figures shown by 5/6 (.833).

*Note: Type 302 may be substituted with Type 304 at Lee Spring's discretion.

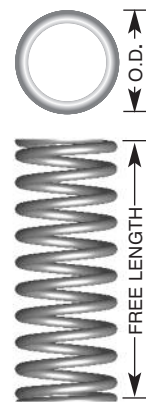
† Indicates DIN Compression Springs meeting the design parameters outlined in Standard DIN 2098.

COMPRESSION SPRINGS: STANDARD SERIES (METRIC)

ENDS ARE GROUND • Music Wire (Plated) or Stainless Steel (Passivated)

LEE STOCK NUMBER	OUTSIDE DIAMETER		TO WORK IN HOLE DIAMETER		NOMINAL WIRE DIAMETER		TO WORK OVER ROD DIAMETER		APPROX. LOAD AT SOLID HGT.		NOMINAL FREE LENGTH		SPRING RATE		SOLID HEIGHT		PRICE GROUP	
	MM	IN.	MM	IN.	MM	IN.	MM	IN.	N	LB.	MM	IN.	N/MM	LB/IN.	MM	IN.	M	S
LCM063CF 01†	6.93	.273	7.60	.299	.63	.025	5.10	.201	14.54	3.269	11.50	0.453	1.82	10.39	3.465	0.136	G	G
LCM063CF 02†											17.00	0.669	1.17	6.68	4.725	0.186	G	G
LCM063CF 03†	6.93	.273	7.60	.299	.63	.025	5.10	.201	14.54	3.269	25.50	1.004	0.75	4.28	6.615	0.260	G	G
LCM063CF 04†											36.50	1.437	0.51	2.91	9.135	0.360	G	G
LCM063CF 05†											54.00	2.126	0.33	1.88	12.915	0.508	G	G
LCM080CG 01†	7.10	.280	7.70	.303	.80	.031	5.00	.197	29.00	6.520	10.50	0.413	4.76	27.18	4.400	0.173	F	F
LCM080CG 02†											15.50	0.610	3.03	17.30	6.000	0.236	F	F
LCM080CG 03†	7.10	.280	7.70	.303	.80	.031	5.00	.197	29.00	6.520	23.00	0.906	1.96	11.19	8.400	0.331	F	F
LCM080CG 04†											33.00	1.299	1.33	7.59	11.600	0.457	F	F
LCM080CG 05†											48.00	1.890	0.89	5.08	16.400	0.646	G	G
LCM100CH 01†	7.30	.287	7.80	.307	1.00	.039	4.90	.193	52.64	11.834	10.00	0.394	11.58	66.12	5.500	0.217	F	F
LCM100CH 02†											14.50	0.571	7.39	42.20	7.500	0.295	F	F
LCM100CH 03†	7.30	.287	7.80	.307	1.00	.039	4.90	.193	52.64	11.834	21.50	0.846	4.80	27.41	10.500	0.413	F	F
LCM100CH 04†											30.50	1.201	3.26	18.62	14.500	0.571	F	F
LCM100CH 05†											43.50	1.713	2.21	12.62	20.500	0.807	G	G
LCM055D 01	7.50	.295	8.00	.315	.55	.022	5.90	.232	10.80	2.430	9.50	0.374	1.47	8.39	2.160	0.085	F	F
LCM055D 02											11.00	0.433	1.25	7.11	2.340	0.092	F	F
LCM055D 03											12.50	0.492	1.08	6.18	2.540	0.100	F	F
LCM055D 04											14.00	0.551	0.96	5.46	2.720	0.107	F	F
LCM055D 05											15.50	0.610	0.86	4.89	2.920	0.115	F	F
LCM055D 06											17.00	0.669	0.78	4.43	3.100	0.122	F	F
LCM055D 07											19.00	0.748	0.69	3.94	3.350	0.132	F	F
LCM055D 08											21.00	0.827	0.62	3.54	3.610	0.142	F	F
LCM055D 09											23.00	0.906	0.56	3.22	3.860	0.152	F	F
LCM055D 10											25.00	0.984	0.52	2.95	4.110	0.162	F	F
LCM055D 11											27.50	1.083	0.47	2.67	4.420	0.174	F	F
LCM055D 12											30.00	1.181	0.43	2.44	4.720	0.186	F	F
LCM055D 13											35.00	1.378	0.36	2.08	5.360	0.211	F	F
LCM055D 14											40.00	1.575	0.32	1.81	5.990	0.236	G	G
LCM055D 15											45.00	1.772	0.28	1.60	6.600	0.260	G	G
LCM055D 16											50.00	1.969	0.25	1.44	7.240	0.285	G	G
LCM055D 17											55.00	2.165	0.23	1.31	7.870	0.310	G	G
LCM055D 18											60.00	2.362	0.21	1.20	8.510	0.335	G	G
LCM055D 19											65.00	2.559	0.19	1.10	9.120	0.359	G	G

COMPRESSION SPRINGS



SPECIAL INSTRUCTIONS FOR COMPRESSION SERIES

STOCK NUMBERS: Add "M" to end of Stock Number for Music Wire; "S" for Type 302 Stainless.

PRICING: See Inside Back Cover for up to 199 pricing. To price or order up to 1000 pcs., visit leespring.com; 1000+ pcs. contact Lee Spring.

CALCULATIONS: Spring Rate and Load at Solid Hgt. are for Music Wire. For Type 302 multiply figures shown by 5/6 (.833).

*Note: Type 302 may be substituted with Type 304 at Lee Spring's discretion.

† Indicates DIN Compression Springs meeting the design parameters outlined in Standard DIN 2098.

COMPRESSION SPRINGS: STANDARD SERIES (METRIC)

ENDS ARE GROUND • Music Wire (Plated) or Stainless Steel (Passivated)

COMPRESSION SPRINGS

LEE STOCK NUMBER	OUTSIDE DIAMETER		TO WORK IN HOLE DIAMETER		NOMINAL WIRE DIAMETER		TO WORK OVER ROD DIAMETER		APPROX. LOAD AT SOLID HGT.		NOMINAL FREE LENGTH		SPRING RATE		SOLID HEIGHT		PRICE GROUP	
	MM	IN.	MM	IN.	MM	IN.	MM	IN.	N	LB.	MM	IN.	N/MM	LB/IN.	MM	IN.	M	S
LCM065D 01	7.50	.295	8.00	.315	.65	.026	5.70	.224	18.65	4.190	9.50	0.374	2.73	15.57	2.670	0.105	F	F
LCM065D 02											11.00	0.433	2.31	13.17	2.920	0.115	F	F
LCM065D 03											12.50	0.492	2.00	11.40	3.180	0.125	F	F
LCM065D 04											14.00	0.551	1.76	10.06	3.430	0.135	F	F
LCM065D 05											15.50	0.610	1.57	8.99	3.660	0.144	F	F
LCM065D 06											17.00	0.669	1.42	8.13	3.910	0.154	F	F
LCM065D 07											19.00	0.748	1.26	7.22	4.240	0.167	F	F
LCM065D 08											21.00	0.827	1.13	6.48	4.600	0.181	F	F
LCM065D 09											23.00	0.906	1.03	5.89	4.930	0.194	F	F
LCM065D 10											25.00	0.984	0.94	5.39	5.260	0.207	F	F
LCM065D 11											27.50	1.083	0.85	4.87	5.660	0.223	F	F
LCM065D 12											30.00	1.181	0.78	4.45	6.100	0.240	F	F
LCM065D 13											35.00	1.378	0.66	3.79	6.930	0.273	F	F
LCM065D 14											40.00	1.575	0.58	3.30	7.750	0.305	F	F
LCM065D 15											45.00	1.772	0.51	2.92	8.590	0.338	F	F
LCM065D 16											50.00	1.969	0.46	2.62	9.420	0.371	F	F
LCM065D 17											55.00	2.165	0.42	2.38	10.260	0.404	G	G
LCM065D 18											60.00	2.362	0.38	2.18	11.100	0.437	G	G
LCM065D 19											65.00	2.559	0.35	2.00	11.940	0.470	G	G
LCM080D 01	7.50	.295	8.00	.315	.80	.032	5.40	.213	33.40	7.510	9.50	0.374	5.65	32.24	3.610	0.142	F	F
LCM080D 02											11.00	0.433	4.75	27.10	3.960	0.156	F	F
LCM080D 03											12.50	0.492	4.09	23.37	4.340	0.171	F	F
LCM080D 04											14.00	0.551	3.60	20.54	4.720	0.186	F	F
LCM080D 05											15.50	0.610	3.21	18.32	5.110	0.201	F	F
LCM080D 06											17.00	0.669	2.90	16.54	5.490	0.216	F	F
LCM080D 07											19.00	0.748	2.56	14.64	5.990	0.236	F	F
LCM080D 08											21.00	0.827	2.30	13.13	6.500	0.256	F	F
LCM080D 09											23.00	0.906	2.08	11.90	7.010	0.276	F	F
LCM080D 10											25.00	0.984	1.91	10.89	7.520	0.296	F	F
LCM080D 11											27.50	1.083	1.72	9.83	8.130	0.320	F	F
LCM080D 12											30.00	1.181	1.57	8.97	8.760	0.345	F	F
LCM080D 13											35.00	1.378	1.34	7.63	10.030	0.395	F	F
LCM080D 14											40.00	1.575	1.16	6.63	11.300	0.445	F	F
LCM080D 15											45.00	1.772	1.03	5.87	12.550	0.494	F	F
LCM080D 16											50.00	1.969	0.92	5.26	13.820	0.544	F	F
LCM080D 17											55.00	2.165	0.84	4.77	15.090	0.594	G	G
LCM080D 18											60.00	2.362	0.76	4.36	16.360	0.644	G	G
LCM080D 19											65.00	2.559	0.70	4.02	17.600	0.693	G	G

SPECIAL INSTRUCTIONS FOR COMPRESSION SERIES

STOCK NUMBERS: Add "M" to end of Stock Number for Music Wire; "S" for Type 302 Stainless.

PRICING: See Inside Back Cover for up to 199 pricing. To price or order up to 1000 pcs., visit leespring.com; 1000+ pcs. contact Lee Spring.

CALCULATIONS: Spring Rate and Load at Solid Hgt. are for Music Wire. For Type 302 multiply figures shown by 5/6 (.833).

*Note: Type 302 may be substituted with Type 304 at Lee Spring's discretion.


† Indicates DIN Compression Springs meeting the design parameters outlined in Standard DIN 2098.

COMPRESSION SPRINGS: STANDARD SERIES (METRIC)

ENDS ARE GROUND • Music Wire (Plated) or Stainless Steel (Passivated)

LEE STOCK NUMBER	OUTSIDE DIAMETER		TO WORK IN HOLE DIAMETER		NOMINAL WIRE DIAMETER		TO WORK OVER ROD DIAMETER		APPROX. LOAD AT SOLID HGT.		NOMINAL FREE LENGTH		SPRING RATE		SOLID HEIGHT		PRICE GROUP											
	MM	IN.	MM	IN.	MM	IN.	MM	IN.	N	LB.	MM	IN.	N/MM	LB/IN.	MM	IN.	M	S										
LCM095D 01	7.50	.295	8.00	.315	.95	.037	5.10	.201	54.00	12.140	9.50	0.374	10.84	61.91	4.520	0.178	F	F										
LCM095D 02											11.00	0.433	9.06	51.71	5.050	0.199	F	F										
LCM095D 03											12.50	0.492	7.77	44.39	5.560	0.219	F	F										
LCM095D 04											14.00	0.551	6.81	38.89	6.070	0.239	F	F										
LCM095D 05											15.50	0.610	6.06	34.60	6.600	0.260	F	F										
LCM095D 06											17.00	0.669	5.46	31.16	7.110	0.280	F	F										
LCM095D 07											19.00	0.748	4.82	27.52	7.800	0.307	F	F										
LCM095D 08											21.00	0.827	4.32	24.64	8.510	0.335	F	F										
LCM095D 09											7.50	.295	8.00	.315	.95	.037	5.10	.201	54.00	12.140	23.00	0.906	3.91	22.30	9.190	0.362	F	F
LCM095D 10																					25.00	0.984	3.57	20.37	9.880	0.389	F	F
LCM095D 11											7.50	.295	8.00	.315	.95	.037	5.10	.201	54.00	12.140	27.50	1.083	3.22	18.38	10.740	0.423	F	F
LCM095D 12																					30.00	1.181	2.93	16.75	11.610	0.457	F	F
LCM095D 13											7.50	.295	8.00	.315	.95	.037	5.10	.201	54.00	12.140	35.00	1.378	2.49	14.22	13.340	0.525	F	F
LCM095D 14																					40.00	1.575	2.16	12.35	15.060	0.593	G	G
LCM095D 15											7.50	.295	8.00	.315	.95	.037	5.10	.201	54.00	12.140	45.00	1.772	1.91	10.92	16.790	0.661	G	G
LCM095D 16																					50.00	1.969	1.71	9.78	18.520	0.729	G	G
LCM095D 17											7.50	.295	8.00	.315	.95	.037	5.10	.201	54.00	12.140	55.00	2.165	1.55	8.86	20.240	0.797	G	G
LCM095D 18																					60.00	2.362	1.42	8.10	21.970	0.865	G	G
LCM095D 19											65.00	2.559	1.31	7.46	23.700	0.933	G	G										
LCM125DA 01†	7.55	.297	8.10	.319	1.25	.049	4.70	.185	140.36	31.554	12.00	0.472	29.04	165.82	6.875	0.271	F	F										
LCM125DA 02†											17.00	0.669	18.04	103.01	9.375	0.369	F	F										
LCM125DA 03†											25.00	0.984	11.77	67.20	13.125	0.517	F	F										
LCM125DA 04†											35.50	1.398	8.09	46.20	18.125	0.714	F	F										
LCM125DA 05†											51.50	2.028	5.39	30.78	25.625	1.009	G	G										
LCM063DF 01†	8.63	.340	9.40	.370	.63	.025	6.80	.268	11.40	2.562	16.00	0.630	0.89	5.08	3.465	0.136	F	F										
LCM063DF 02†											24.50	0.965	0.58	3.31	4.725	0.186	F	F										
LCM063DF 03†											37.00	1.457	0.37	2.11	6.615	0.260	F	F										
LCM063DF 04†											55.00	2.165	0.25	1.43	9.135	0.360	G	G										
LCM063DF 05†											80.50	3.169	0.18	1.03	12.915	0.508	G	G										
LCM080DG 01†	8.80	.346	9.60	.378	.80	.031	6.60	.260	23.00	5.171	14.50	0.571	2.31	13.19	4.400	0.173	F	F										
LCM080DG 02†											21.50	0.846	1.49	8.51	6.000	0.236	F	F										
LCM080DG 03†											32.00	1.260	0.96	5.48	8.400	0.331	F	F										
LCM080DG 04†											47.00	1.850	0.65	3.71	11.600	0.457	G	G										
LCM080DG 05†											68.00	2.677	0.44	2.51	16.400	0.646	G	G										

COMPRESSION SPRINGS



SPECIAL INSTRUCTIONS FOR COMPRESSION SERIES

STOCK NUMBERS: Add "M" to end of Stock Number for Music Wire; "S" for Type 302 Stainless.

PRICING: See Inside Back Cover for up to 199 pricing. To price or order up to 1000 pcs., visit leespring.com; 1000+ pcs. contact Lee Spring.

CALCULATIONS: Spring Rate and Load at Solid Hgt. are for Music Wire. For Type 302 multiply figures shown by 5/6 (.833).

*Note: Type 302 may be substituted with Type 304 at Lee Spring's discretion.

† Indicates DIN Compression Springs meeting the design parameters outlined in Standard DIN 2098.

COMPRESSION SPRINGS: STANDARD SERIES (METRIC)

ENDS ARE GROUND • Music Wire (Plated) or Stainless Steel (Passivated)

COMPRESSION SPRINGS

LEE STOCK NUMBER	OUTSIDE DIAMETER		TO WORK IN HOLE DIAMETER		NOMINAL WIRE DIAMETER		TO WORK OVER ROD DIAMETER		APPROX. LOAD AT SOLID HGT.		NOMINAL FREE LENGTH		SPRING RATE		SOLID HEIGHT		PRICE GROUP	
	MM	IN.	MM	IN.	MM	IN.	MM	IN.	N	LB.	MM	IN.	N/MM	LB/IN.	MM	IN.	M	S
LCM065E 01	9.00	.354	9.50	.374	.65	.026	7.20	.283	15.20	3.420	12.50	0.492	1.54	8.80	2.640	0.104	F	F
LCM065E 02											14.00	0.551	1.36	7.76	2.820	0.111	F	F
LCM065E 03											15.50	0.610	1.22	6.94	3.000	0.118	F	F
LCM065E 04											17.00	0.669	1.10	6.28	3.180	0.125	F	F
LCM065E 05											19.00	0.748	0.98	5.57	3.400	0.134	F	F
LCM065E 06											21.00	0.827	0.88	5.00	3.660	0.144	F	F
LCM065E 07											23.00	0.906	0.80	4.54	3.890	0.153	F	F
LCM065E 08											25.00	0.984	0.73	4.16	4.140	0.163	F	F
LCM065E 09											27.50	1.083	0.66	3.76	4.420	0.174	F	F
LCM065E 10											30.00	1.181	0.60	3.43	4.720	0.186	F	F
LCM065E 11											35.00	1.378	0.51	2.92	5.330	0.210	F	F
LCM065E 12											40.00	1.575	0.45	2.55	5.920	0.233	F	F
LCM065E 13											45.00	1.772	0.40	2.26	6.530	0.257	F	F
LCM065E 14											50.00	1.969	0.35	2.02	7.110	0.280	F	F
LCM065E 15											55.00	2.165	0.32	1.84	7.720	0.304	F	F
LCM065E 16											60.00	2.362	0.29	1.68	8.310	0.327	G	G
LCM095E 01	9.00	.354	9.50	.374	.95	.037	6.60	.260	45.10	10.140	11.00	0.433	6.64	37.93	4.220	0.166	F	F
LCM095E 02											12.50	0.492	5.70	32.56	4.600	0.181	F	F
LCM095E 03											14.00	0.551	5.00	28.53	4.980	0.196	F	F
LCM095E 04											15.50	0.610	4.44	25.38	5.360	0.211	F	F
LCM095E 05											17.00	0.669	4.00	22.86	5.740	0.226	F	F
LCM095E 06											19.00	0.748	3.54	20.19	6.250	0.246	F	F
LCM095E 07											21.00	0.827	3.16	18.07	6.760	0.266	F	F
LCM095E 08											23.00	0.906	2.87	16.36	7.260	0.286	F	F
LCM095E 09											25.00	0.984	2.62	14.94	7.770	0.306	F	F
LCM095E 10											27.50	1.083	2.36	13.48	8.410	0.331	F	F
LCM095E 11											30.00	1.181	2.15	12.28	9.020	0.355	F	F
LCM095E 12											35.00	1.378	1.83	10.43	10.290	0.405	F	F
LCM095E 13											40.00	1.575	1.59	9.06	11.560	0.455	G	G
LCM095E 14											45.00	1.772	1.40	8.01	12.830	0.505	G	G
LCM095E 15											50.00	1.969	1.26	7.18	14.100	0.555	G	G
LCM095E 16											55.00	2.165	1.14	6.50	15.370	0.605	G	G
LCM095E 17											60.00	2.362	1.04	5.94	16.510	0.650	G	G
LCM095E 18											65.00	2.559	0.96	5.47	17.910	0.705	G	G
LCM100E 01†	9.00	.354	9.60	.378	1.00	.039	6.50	.256	42.24	9.495	13.00	0.512	5.67	32.38	5.500	0.217	F	F
LCM100E 02†											19.00	0.748	3.61	20.61	7.500	0.295	F	F
LCM100E 03†											28.50	1.122	2.33	13.30	10.500	0.413	F	F
LCM100E 04†											40.50	1.594	1.59	9.08	14.500	0.571	G	G
LCM100E 05†											59.00	2.323	1.09	6.22	20.500	0.807	G	G

SPECIAL INSTRUCTIONS FOR COMPRESSION SERIES

STOCK NUMBERS: Add "M" to end of Stock Number for Music Wire; "S" for Type 302 Stainless.

PRICING: See Inside Back Cover for up to 199 pricing. To price or order up to 1000 pcs., visit leespring.com; 1000+ pcs. contact Lee Spring.

CALCULATIONS: Spring Rate and Load at Solid Hgt. are for Music Wire. For Type 302 multiply figures shown by 5/6 (.833).

*Note: Type 302 may be substituted with Type 304 at Lee Spring's discretion.


† Indicates DIN Compression Springs meeting the design parameters outlined in Standard DIN 2098.

COMPRESSION SPRINGS: STANDARD SERIES (METRIC)

ENDS ARE GROUND • Music Wire (Plated) or Stainless Steel (Passivated)

LEE STOCK NUMBER	OUTSIDE DIAMETER		TO WORK IN HOLE DIAMETER		NOMINAL WIRE DIAMETER		TO WORK OVER ROD DIAMETER		APPROX. LOAD AT SOLID HGT.		NOMINAL FREE LENGTH		SPRING RATE		SOLID HEIGHT		PRICE GROUP		
	MM	IN.	MM	IN.	MM	IN.	MM	IN.	N	LB.	MM	IN.	N/MM	LB/IN.	MM	IN.	Music Wire	302 Stainless*	
LCM110E 01												11.00	0.433	11.86	67.73	5.050	0.199	F	F
LCM110E 02												12.50	0.492	10.13	57.87	5.540	0.218	F	F
LCM110E 03												14.00	0.551	8.85	50.51	6.020	0.237	F	F
LCM110E 04												15.50	0.610	7.85	44.81	6.500	0.256	F	F
LCM110E 05												17.00	0.669	7.05	40.27	6.990	0.275	F	F
LCM110E 06												19.00	0.748	6.21	35.48	7.650	0.301	F	F
LCM110E 07												21.00	0.827	5.55	31.70	8.280	0.326	F	F
LCM110E 08												23.00	0.906	5.02	28.66	8.940	0.352	F	F
LCM110E 09	9.00	.354	9.50	.374	1.10	.043	6.30	.248	70.60	15.870		25.00	0.984	4.58	26.14	9.580	0.377	F	F
LCM110E 10												27.50	1.083	4.13	23.56	10.390	0.409	F	F
LCM110E 11												30.00	1.181	3.75	21.44	11.200	0.441	F	F
LCM110E 12												35.00	1.378	3.18	18.17	12.800	0.504	F	F
LCM110E 13												40.00	1.575	2.76	15.77	14.430	0.568	G	G
LCM110E 14												45.00	1.772	2.44	13.93	16.050	0.632	G	G
LCM110E 15												50.00	1.969	2.18	12.47	17.680	0.696	G	G
LCM110E 16												55.00	2.165	1.98	11.29	19.280	0.759	G	G
LCM110E 17												60.00	2.362	1.81	10.31	20.900	0.823	G	G
LCM110E 18												65.00	2.559	1.66	9.49	22.530	0.887	G	G
LCM125EB 01†												15.00	0.591	14.32	81.76	6.875	0.271	F	F
LCM125EB 02†												22.00	0.866	8.91	50.88	9.375	0.369	F	F
LCM125EB 03†	9.25	.364	9.90	.390	1.25	.049	6.10	.240	114.48	25.736		33.00	1.299	5.83	33.29	13.125	0.517	F	F
LCM125EB 04†												47.00	1.850	3.96	22.61	18.125	0.714	G	G
LCM125EB 05†												69.00	2.717	2.70	15.42	25.625	1.009	G	G
LCM160EE 01†												14.50	0.571	37.27	212.82	8.800	0.346	F	F
LCM160EE 02†												21.50	0.846	23.73	135.50	12.000	0.472	F	F
LCM160EE 03†	9.60	.378	10.10	.398	1.60	.063	5.90	.232	228.66	51.404		31.50	1.240	15.39	87.88	16.800	0.661	G	G
LCM160EE 04†												45.00	1.772	10.40	59.39	23.200	0.913	G	G
LCM160EE 05†												65.50	2.579	7.06	40.31	32.800	1.291	K	M
LCM080F 01†												20.00	0.787	1.21	6.91	4.400	0.173	F	F
LCM080F 02†												30.00	1.181	0.75	4.28	6.000	0.236	F	F
LCM080F 03†	10.80	.425	11.60	.457	.80	.031	8.60	.339	18.50	4.159		45.50	1.791	0.49	2.80	8.400	0.331	G	G
LCM080F 04†												66.00	2.598	0.33	1.90	11.600	0.457	J	J
LCM080F 05†												96.50	3.799	0.23	1.29	16.400	0.646	K	L

COMPRESSION SPRINGS



SPECIAL INSTRUCTIONS FOR COMPRESSION SERIES

STOCK NUMBERS: Add "M" to end of Stock Number for Music Wire; "S" for Type 302 Stainless.

PRICING: See Inside Back Cover for up to 199 pricing. To price or order up to 1000 pcs., visit leespring.com; 1000+ pcs. contact Lee Spring.

CALCULATIONS: Spring Rate and Load at Solid Hgt. are for Music Wire. For Type 302 multiply figures shown by 5/6 (.833).

*Note: Type 302 may be substituted with Type 304 at Lee Spring's discretion.

† Indicates DIN Compression Springs meeting the design parameters outlined in Standard DIN 2098.

COMPRESSION SPRINGS: STANDARD SERIES (METRIC)

ENDS ARE GROUND • Music Wire (Plated) or Stainless Steel (Passivated)

COMPRESSION SPRINGS

LEE STOCK NUMBER	OUTSIDE DIAMETER		TO WORK IN HOLE DIAMETER		NOMINAL WIRE DIAMETER		TO WORK OVER ROD DIAMETER		APPROX. LOAD AT SOLID HGT.		NOMINAL FREE LENGTH		SPRING RATE		SOLID HEIGHT		PRICE GROUP	
	MM	IN.	MM	IN.	MM	IN.	MM	IN.	N	LB.	MM	IN.	N/MM	LB/IN.	MM	IN.	M	S
LCM090F 01	10.80	.425	11.30	.445	.90	.035	8.50	.335	27.50	6.180	12.50	0.492	3.15	18.01	3.780	0.149	F	F
LCM090F 02											14.00	0.551	2.77	15.80	4.060	0.160	F	F
LCM090F 03											15.50	0.610	2.46	14.07	4.340	0.171	F	F
LCM090F 04											17.00	0.669	2.22	12.68	4.620	0.182	F	F
LCM090F 05											19.00	0.748	1.96	11.21	5.000	0.197	F	F
LCM090F 06											21.00	0.827	1.75	10.01	5.380	0.212	F	F
LCM090F 07											23.00	0.906	1.59	9.09	5.740	0.226	F	F
LCM090F 08											25.00	0.984	1.46	8.31	6.120	0.241	F	F
LCM090F 09											27.50	1.083	1.31	7.50	6.580	0.259	F	F
LCM090F 10											30.00	1.181	1.20	6.83	7.060	0.278	F	F
LCM090F 11											35.00	1.378	1.02	5.81	8.000	0.315	F	F
LCM090F 12											40.00	1.575	0.88	5.05	8.920	0.351	F	F
LCM090F 13											45.00	1.772	0.78	4.46	9.860	0.388	G	G
LCM090F 14											50.00	1.969	0.70	4.00	10.800	0.425	G	G
LCM130F 01	10.80	.425	11.30	.445	1.30	.051	7.70	.303	83.40	18.750	12.50	0.492	12.94	73.91	6.070	0.239	F	F
LCM130F 02											14.00	0.551	11.24	64.18	6.580	0.259	F	F
LCM130F 03											15.50	0.610	9.93	56.72	7.110	0.280	F	F
LCM130F 04											17.00	0.669	8.90	50.81	7.620	0.300	F	F
LCM130F 05											19.00	0.748	7.81	44.61	8.330	0.328	F	F
LCM130F 06											21.00	0.827	6.96	39.76	9.020	0.355	F	F
LCM130F 07											23.00	0.906	6.28	35.87	9.730	0.383	F	F
LCM130F 08											25.00	0.984	5.72	32.66	10.440	0.411	F	F
LCM130F 09											27.50	1.083	5.15	29.38	11.300	0.445	G	G
LCM130F 10											30.00	1.181	4.68	26.70	12.170	0.479	G	G
LCM130F 11											35.00	1.378	3.95	22.58	13.920	0.548	G	G
LCM130F 12											40.00	1.575	3.43	19.56	15.670	0.617	J	K
LCM130F 13											45.00	1.772	3.02	17.26	17.420	0.686	J	K
LCM130F 14											50.00	1.969	2.70	15.44	19.150	0.754	J	K
LCM130F 15											55.00	2.165	2.44	13.96	20.900	0.823	K	M
LCM130F 16											60.00	2.362	2.23	12.75	22.660	0.892	K	M
LCM100FC 01†	11.00	.433	11.80	.465	1.00	.039	8.40	.331	34.68	7.796	17.50	0.689	2.91	16.62	5.500	0.217	F	F
LCM100FC 02†											26.00	1.024	1.86	10.62	7.500	0.295	F	F
LCM100FC 03†											39.00	1.535	1.21	6.91	10.500	0.413	G	G
LCM100FC 04†											56.00	2.205	0.81	4.63	14.500	0.571	G	G
LCM100FC 05†											81.50	3.209	0.54	3.08	20.500	0.807	G	G
LCM125FF 01†	11.25	.443	11.90	.469	1.25	.049	8.20	.323	93.20	20.952	20.00	0.787	7.09	40.48	6.875	0.271	F	F
LCM125FF 02†											29.50	1.161	4.52	25.81	9.375	0.369	G	G
LCM125FF 03†											44.50	1.752	2.92	16.67	13.125	0.517	J	K
LCM125FF 04†											64.00	2.520	2.00	11.42	18.125	0.714	K	M
LCM125FF 05†											93.50	3.681	1.35	7.71	25.625	1.009	K	M

SPECIAL INSTRUCTIONS FOR COMPRESSION SERIES

STOCK NUMBERS: Add "M" to end of Stock Number for Music Wire; "S" for Type 302 Stainless.

PRICING: See Inside Back Cover for up to 199 pricing. To price or order up to 1000 pcs., visit leespring.com; 1000+ pcs. contact Lee Spring.

CALCULATIONS: Spring Rate and Load at Solid Hgt. are for Music Wire. For Type 302 multiply figures shown by 5/6 (.833).

*Note: Type 302 may be substituted with Type 304 at Lee Spring's discretion.


† Indicates DIN Compression Springs meeting the design parameters outlined in Standard DIN 2098.

COMPRESSION SPRINGS: STANDARD SERIES (METRIC)

ENDS ARE GROUND • Music Wire (Plated) or Stainless Steel (Passivated)

LEE STOCK NUMBER	OUTSIDE DIAMETER		TO WORK IN HOLE DIAMETER		NOMINAL WIRE DIAMETER		TO WORK OVER ROD DIAMETER		APPROX. LOAD AT SOLID HGT.		NOMINAL FREE LENGTH		SPRING RATE		SOLID HEIGHT		PRICE GROUP	
	MM	IN.	MM	IN.	MM	IN.	MM	IN.	N	LB.	MM	IN.	N/MM	LB/IN.	MM	IN.	Music Wire	302 Stainless*
LCM160FG 01†	11.60	.457	12.10	.476	1.60	.063	7.90	.311	187.84	42.229	18.50	0.728	19.12	109.18	8.800	0.346	F	G
LCM160FG 02†											27.00	1.063	12.15	69.38	12.000	0.472	G	J
LCM160FG 03†	11.60	.457	12.10	.476	1.60	.063	7.90	.311	187.84	42.229	40.50	1.594	7.86	44.88	16.800	0.661	G	J
LCM160FG 04†											58.50	2.303	5.32	30.38	23.200	0.913	J	K
LCM160FG 05†											85.00	3.346	3.61	20.61	32.800	1.291	K	M
LCM095G 01											12.50	0.492	3.61	20.63	3.530	0.139	F	F
LCM095G 02											15.50	0.610	2.82	16.08	4.010	0.158	F	F
LCM095G 03											19.00	0.748	2.24	12.79	4.550	0.179	F	F
LCM095G 04											22.00	0.866	1.91	10.88	5.000	0.197	F	F
LCM095G 05											25.00	0.984	1.66	9.47	5.490	0.216	F	F
LCM095G 06											30.00	1.181	1.36	7.78	6.250	0.246	G	G
LCM095G 07	12.00	.472	12.70	.500	.95	.037	9.60	.378	32.40	7.280	35.00	1.378	1.16	6.61	7.040	0.277	G	G
LCM095G 08											40.00	1.575	1.01	5.74	7.800	0.307	G	G
LCM095G 09	12.00	.472	12.70	.500	.95	.037	9.60	.378	32.40	7.280	45.00	1.772	0.89	5.07	8.590	0.338	J	J
LCM095G 10											50.00	1.969	0.80	4.55	9.350	0.368	J	J
LCM095G 11	12.00	.472	12.70	.500	.95	.037	9.60	.378	32.40	7.280	55.00	2.165	0.72	4.12	10.130	0.399	J	J
LCM095G 12											60.00	2.362	0.66	3.76	10.900	0.429	K	K
LCM095G 13	12.00	.472	12.70	.500	.95	.037	9.60	.378	32.40	7.280	65.00	2.559	0.61	3.47	11.660	0.459	K	K
LCM095G 14											70.00	2.756	0.56	3.21	12.450	0.490	K	K
LCM095G 15											75.00	2.953	0.52	2.99	13.210	0.520	K	K
LCM140G 01											12.50	0.492	13.91	79.44	6.150	0.242	F	G
LCM140G 02											15.50	0.610	10.63	60.67	7.190	0.283	F	G
LCM140G 03											19.00	0.748	8.33	47.57	8.410	0.331	F	G
LCM140G 04											22.00	0.866	7.03	40.13	9.450	0.372	F	G
LCM140G 05											25.00	0.984	6.08	34.71	10.490	0.413	F	G
LCM140G 06											30.00	1.181	4.96	28.33	12.220	0.481	G	J
LCM140G 07	12.00	.472	12.70	.500	1.40	.055	8.70	.343	88.30	19.850	35.00	1.378	4.19	23.93	13.940	0.549	G	J
LCM140G 08											40.00	1.575	3.63	20.71	15.670	0.617	J	K
LCM140G 09	12.00	.472	12.70	.500	1.40	.055	8.70	.343	88.30	19.850	45.00	1.772	3.20	18.26	17.400	0.685	J	K
LCM140G 10											50.00	1.969	2.86	16.33	19.130	0.753	J	K
LCM140G 11	12.00	.472	12.70	.500	1.40	.055	8.70	.343	88.30	19.850	55.00	2.165	2.58	14.76	20.850	0.821	J	K
LCM140G 12											60.00	2.362	2.36	13.47	22.580	0.889	J	K
LCM140G 13	12.00	.472	12.70	.500	1.40	.055	8.70	.343	88.30	19.850	65.00	2.559	2.17	12.39	24.310	0.957	J	K
LCM140G 14											70.00	2.756	2.01	11.47	26.060	1.026	K	L
LCM140G 15											75.00	2.953	1.87	10.67	27.790	1.094	L	M
LCM200G 01†	12.00	.472	12.50	.492	2.00	.079	7.50	.295	344.19	77.376	18.00	0.709	46.58	265.98	11.000	0.433	J	K
LCM200G 02†											26.50	1.043	29.70	169.59	15.000	0.591	J	K
LCM200G 03†	12.00	.472	12.50	.492	2.00	.079	7.50	.295	344.19	77.376	38.50	1.516	19.21	109.69	21.000	0.827	K	L
LCM200G 04†											55.00	2.165	13.05	74.52	29.000	1.142	M	N
LCM200G 05†											79.50	3.130	8.81	50.31	41.000	1.614	R	S

COMPRESSION SPRINGS



SPECIAL INSTRUCTIONS FOR COMPRESSION SERIES

STOCK NUMBERS: Add "M" to end of Stock Number for Music Wire; "S" for Type 302 Stainless.

PRICING: See Inside Back Cover for up to 199 pricing. To price or order up to 1000 pcs., visit leespring.com; 1000+ pcs. contact Lee Spring.

CALCULATIONS: Spring Rate and Load at Solid Hgt. are for Music Wire. For Type 302 multiply figures shown by 5/6 (.833).

*Note: Type 302 may be substituted with Type 304 at Lee Spring's discretion.

† Indicates DIN Compression Springs meeting the design parameters outlined in Standard DIN 2098.

COMPRESSION SPRINGS: STANDARD SERIES (METRIC)

ENDS ARE GROUND • Music Wire (Plated) or Stainless Steel (Passivated)

COMPRESSION SPRINGS

LEE STOCK NUMBER	OUTSIDE DIAMETER		TO WORK IN HOLE DIAMETER		NOMINAL WIRE DIAMETER		TO WORK OVER ROD DIAMETER		APPROX. LOAD AT SOLID HGT.		NOMINAL FREE LENGTH		SPRING RATE		SOLID HEIGHT		PRICE GROUP	
	MM	IN.	MM	IN.	MM	IN.	MM	IN.	N	LB.	MM	IN.	N/MM	LB/IN.	MM	IN.	M	S
LCM100GH 01†											24.00	0.945	1.49	8.51	5.500	0.217	F	G
LCM100GH 02†											36.50	1.437	0.95	5.42	7.500	0.295	G	J
LCM100GH 03†	13.50	.531	14.40	.567	1.00	.039	10.80	.425	27.92	6.277	55.50	2.185	0.61	3.48	10.500	0.413	G	J
LCM100GH 04†											80.50	3.169	0.40	2.28	14.500	0.571	G	J
LCM100GH 05†											115.00	4.528	0.28	1.60	20.500	0.807	J	K
LCM110GH 01											12.50	0.492	4.09	23.33	4.340	0.171	F	G
LCM110GH 02											15.50	0.611	3.16	18.07	4.950	0.195	F	G
LCM110GH 03											19.00	0.748	2.50	14.30	5.690	0.224	F	G
LCM110GH 04											22.00	0.866	2.13	12.14	6.310	0.248	F	G
LCM110GH 05											25.00	0.984	1.85	10.54	6.930	0.273	F	G
LCM110GH 06											30.00	1.181	1.51	8.64	7.980	0.314	G	J
LCM110GH 07											35.00	1.378	1.28	7.33	9.020	0.355	G	J
LCM110GH 08											40.00	1.575	1.11	6.36	10.030	0.395	G	J
LCM110GH 09											45.00	1.772	0.98	5.61	11.070	0.436	G	J
LCM110GH 10											50.00	1.969	0.88	5.03	12.120	0.477	G	J
LCM110GH 11											55.00	2.165	0.80	4.55	13.160	0.518	G	J
LCM110GH 12											60.00	2.362	0.73	4.16	14.200	0.559	G	J
LCM110GH 13											65.00	2.559	0.67	3.83	15.240	0.600	G	J
LCM110GH 14											70.00	2.756	0.62	3.54	16.280	0.641	G	J
LCM110GH 15											75.00	2.953	0.58	3.30	17.300	0.681	G	J
LCM125GJ 01†											27.00	1.063	3.63	20.73	6.875	0.271	G	J
LCM125GJ 02†											41.50	1.634	2.31	13.19	9.375	0.369	G	J
LCM125GJ 03†	13.75	.541	14.60	.575	1.25	.049	10.60	.417	74.33	16.711	62.50	2.461	1.49	8.51	13.125	0.517	G	L
LCM125GJ 04†											90.50	3.563	1.02	5.82	18.125	0.714	J	K
LCM125GJ 05†											130.00	5.118	0.68	3.88	25.625	1.009	M	N
LCM160GL 01†											24.00	0.945	9.75	55.67	8.800	0.346	G	K
LCM160GL 02†											36.00	1.417	6.23	35.57	12.000	0.472	G	K
LCM160GL 03†	14.10	.555	14.70	.579	1.60	.063	10.30	.406	150.71	33.880	53.50	2.106	4.05	23.13	16.800	0.661	J	L
LCM160GL 04†											78.00	3.071	2.73	15.59	23.200	0.913	L	N
LCM160GL 05†											115.00	4.528	1.84	10.51	32.800	1.291	N	P
LCM200GM 01†											22.50	0.886	23.92	136.59	11.000	0.433	G	K
LCM200GM 02†											33.00	1.299	15.20	86.79	15.000	0.591	G	K
LCM200GM 03†	14.50	.571	15.10	.594	2.00	.079	9.90	.390	284.07	63.862	49.50	1.949	9.81	56.02	21.000	0.827	K	K
LCM200GM 04†											71.00	2.795	6.69	38.20	29.000	1.142	L	N
LCM200GM 05†											105.00	4.134	4.52	25.81	41.000	1.614	N	P

SPECIAL INSTRUCTIONS FOR COMPRESSION SERIES

STOCK NUMBERS: Add "M" to end of Stock Number for Music Wire; "S" for Type 302 Stainless.

PRICING: See Inside Back Cover for up to 199 pricing. To price or order up to 1000 pcs., visit leespring.com; 1000+ pcs. contact Lee Spring.

CALCULATIONS: Spring Rate and Load at Solid Hgt. are for Music Wire. For Type 302 multiply figures shown by 5/6 (.833).

*Note: Type 302 may be substituted with Type 304 at Lee Spring's discretion.

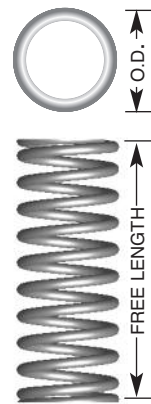
† Indicates DIN Compression Springs meeting the design parameters outlined in Standard DIN 2098.

COMPRESSION SPRINGS: STANDARD SERIES (METRIC)

ENDS ARE GROUND • Music Wire (Plated) or Stainless Steel (Passivated)

LEE STOCK NUMBER	OUTSIDE DIAMETER		TO WORK IN HOLE DIAMETER		NOMINAL WIRE DIAMETER		TO WORK OVER ROD DIAMETER		APPROX. LOAD AT SOLID HGT.		NOMINAL FREE LENGTH		SPRING RATE		SOLID HEIGHT		PRICE GROUP	
	MM	IN.	MM	IN.	MM	IN.	MM	IN.	N	LB.	MM	IN.	N/MM	LB/IN.	MM	IN.	Music Wire	302 Stainless*
																	M	S
LCM120H 01											12.50	0.492	4.27	24.38	4.700	0.185	F	G
LCM120H 02											15.50	0.610	3.29	18.80	5.380	0.212	F	G
LCM120H 03											19.00	0.748	2.60	14.84	6.170	0.243	F	G
LCM120H 04											22.00	0.866	2.20	12.56	6.860	0.270	F	G
LCM120H 05											25.00	0.984	1.91	10.90	7.520	0.296	F	G
LCM120H 06											30.00	1.181	1.56	8.92	8.660	0.341	G	J
LCM120H 07											35.00	1.378	1.32	7.55	9.800	0.386	G	J
LCM120H 08	15.00	.591	16.00	.630	1.20	.047	11.80	.465	33.40	7.510	40.00	1.575	1.15	6.55	10.950	0.431	G	J
LCM120H 09											45.00	1.772	1.01	5.78	12.070	0.475	J	K
LCM120H 10											50.00	1.969	0.91	5.17	13.210	0.520	J	K
LCM120H 11											55.00	2.165	0.82	4.68	14.350	0.565	J	K
LCM120H 12											60.00	2.362	0.75	4.28	15.470	0.609	J	K
LCM120H 13											65.00	2.559	0.69	3.93	16.610	0.654	J	K
LCM120H 14											70.00	2.756	0.64	3.64	17.750	0.699	K	L
LCM120H 15											80.00	3.150	0.56	3.17	20.020	0.788	K	L
LCM120H 16											90.00	3.543	0.49	2.81	22.280	0.877	K	L
LCM160H 01											15.50	0.610	11.95	68.26	6.960	0.274	F	J
LCM160H 02											19.00	0.748	9.31	53.14	8.050	0.317	F	J
LCM160H 03											22.00	0.866	7.82	44.66	8.890	0.350	F	J
LCM160H 04											25.00	0.984	6.75	38.52	9.880	0.389	G	K
LCM160H 05											30.00	1.181	5.49	31.33	11.400	0.449	G	K
LCM160H 06											35.00	1.378	4.62	26.40	12.950	0.510	G	K
LCM160H 07	15.00	.591	16.00	.630	1.60	.063	11.00	.433	102.00	22.930	40.00	1.575	4.00	22.82	14.480	0.570	J	L
LCM160H 08											45.00	1.772	3.52	20.09	16.000	0.630	J	L
LCM160H 09											50.00	1.969	3.14	17.94	17.550	0.691	J	L
LCM160H 10											55.00	2.165	2.84	16.21	19.080	0.751	J	L
LCM160H 11											60.00	2.362	2.59	14.78	20.600	0.811	J	L
LCM160H 12											65.00	2.559	2.38	13.59	22.150	0.872	L	N
LCM160H 13											70.00	2.756	2.20	12.57	23.670	0.932	L	N
LCM160H 14											80.00	3.150	1.91	10.93	26.750	1.053	M	P
LCM160H 15											90.00	3.543	1.69	9.67	29.790	1.173	M	P
LCM125HK 01†											40.50	1.594	1.73	9.88	6.875	0.271	K	M
LCM125HK 02†											62.00	2.441	1.10	6.28	9.375	0.369	L	N
LCM125HK 03†	17.25	.679	18.20	.717	1.25	.049	14.10	.555	59.22	13.314	94.00	3.701	0.72	4.11	13.125	0.517	L	N
LCM125HK 04†											140.00	5.512	0.47	2.68	18.125	0.714	M	P
LCM125HK 05†											205.00	8.071	0.32	1.85	25.625	1.009	R	S
LCM160HM 01†											34.00	1.339	4.66	26.61	8.800	0.346	K	M
LCM160HM 02†											51.50	2.028	2.96	16.91	12.000	0.472	K	M
LCM160HM 03†	17.60	.693	18.50	.728	1.60	.063	13.70	.539	118.17	26.565	77.50	3.051	1.93	11.02	16.800	0.661	L	N
LCM160HM 04†											110.00	4.331	1.30	7.42	23.200	0.913	M	N
LCM160HM 05†											165.00	6.496	0.88	5.02	32.800	1.291	P	R

COMPRESSION SPRINGS



SPECIAL INSTRUCTIONS FOR COMPRESSION SERIES

STOCK NUMBERS: Add "M" to end of Stock Number for Music Wire; "S" for Type 302 Stainless.

PRICING: See Inside Back Cover for up to 199 pricing. To price or order up to 1000 pcs., visit leespring.com; 1000+ pcs. contact Lee Spring.

CALCULATIONS: Spring Rate and Load at Solid Hgt. are for Music Wire. For Type 302 multiply figures shown by 5/6 (.833).

*Note: Type 302 may be substituted with Type 304 at Lee Spring's discretion.

† Indicates DIN Compression Springs meeting the design parameters outlined in Standard DIN 2098.

COMPRESSION SPRINGS: STANDARD SERIES (METRIC)

ENDS ARE GROUND • Music Wire (Plated) or Stainless Steel (Passivated)

COMPRESSION SPRINGS

LEE STOCK NUMBER	OUTSIDE DIAMETER		TO WORK IN HOLE DIAMETER		NOMINAL WIRE DIAMETER		TO WORK OVER ROD DIAMETER		APPROX. LOAD AT SOLID HGT.		NOMINAL FREE LENGTH		SPRING RATE		SOLID HEIGHT		PRICE GROUP	
	MM	IN.	MM	IN.	MM	IN.	MM	IN.	N	LB.	MM	IN.	N/MM	LB/IN.	MM	IN.	M	S
LCM200HN 01†	18.00	.709	18.60	.732	2.00	.079	13.40	.528	220.36	49.538	30.00	1.181	11.38	64.98	11.000	0.433	K	N
LCM200HN 02†											45.00	1.772	7.23	41.28	15.000	0.591	K	N
LCM200HN 03†											68.00	2.677	4.69	26.78	21.000	0.827	M	R
LCM200HN 04†											98.00	3.858	3.19	18.22	29.000	1.142	N	S
LCM200HN 05†											145.00	5.709	2.15	12.28	41.000	1.614	R	S
LCM140J 01	18.30	.720	19.00	.748	1.40	.055	14.70	.579	57.83	13.000	15.50	0.610	5.46	31.19	4.900	0.193	J	L
LCM140J 02											19.00	0.748	4.28	24.45	5.490	0.216	J	L
LCM140J 03											22.00	0.866	3.61	20.63	5.990	0.236	J	L
LCM140J 04											25.00	0.984	3.12	17.84	6.480	0.255	J	L
LCM140J 05											30.00	1.181	2.55	14.56	7.320	0.288	J	L
LCM140J 06											35.00	1.378	2.15	12.30	8.150	0.321	J	L
LCM140J 07											40.00	1.575	1.87	10.65	8.970	0.353	K	M
LCM140J 08											45.00	1.772	1.64	9.39	9.800	0.386	K	M
LCM140J 09											50.00	1.969	1.47	8.39	10.640	0.419	K	M
LCM140J 10											55.00	2.165	1.33	7.59	11.460	0.451	K	M
LCM140J 11											60.00	2.362	1.21	6.93	12.290	0.484	K	M
LCM140J 12											65.00	2.559	1.12	6.37	13.130	0.517	K	M
LCM140J 13											70.00	2.756	1.03	5.90	13.970	0.550	K	M
LCM140J 14											80.00	3.150	0.90	5.13	15.620	0.615	K	M
LCM200J 01	18.30	.720	19.00	.748	2.00	.079	13.50	.532	172.59	38.800	22.00	0.866	13.83	78.99	9.530	0.375	L	P
LCM200J 02											25.00	0.984	11.86	67.71	10.440	0.411	L	P
LCM200J 03											30.00	1.181	9.58	54.68	11.990	0.472	L	P
LCM200J 04											35.00	1.378	8.03	45.86	13.510	0.532	L	R
LCM200J 05											40.00	1.575	6.92	39.49	15.040	0.592	M	S
LCM200J 06											45.00	1.772	6.07	34.68	16.590	0.653	M	S
LCM200J 07											50.00	1.969	5.41	30.91	18.110	0.713	N	T
LCM200J 08											55.00	2.165	4.88	27.88	19.660	0.774	P	U
LCM200J 09											60.00	2.362	4.45	25.39	21.180	0.834	P	W
LCM200J 10											65.00	2.559	4.08	23.31	22.710	0.894	P	W
LCM200J 11											70.00	2.756	3.77	21.54	24.260	0.955	R	X
LCM200J 12											80.00	3.150	3.28	18.71	27.330	1.076	S	Y
LCM200J 13											90.00	3.543	2.89	16.53	30.380	1.196	T	Z
LCM200J 14											100.00	3.937	2.59	14.81	33.450	1.317	U	AA

SPECIAL INSTRUCTIONS FOR COMPRESSION SERIES

STOCK NUMBERS: Add "M" to end of Stock Number for Music Wire; "S" for Type 302 Stainless.

PRICING: See Inside Back Cover for up to 199 pricing. To price or order up to 1000 pcs., visit leespring.com; 1000+ pcs. contact Lee Spring.

CALCULATIONS: Spring Rate and Load at Solid Hgt. are for Music Wire. For Type 302 multiply figures shown by 5/6 (.833).

*Note: Type 302 may be substituted with Type 304 at Lee Spring's discretion.


† Indicates DIN Compression Springs meeting the design parameters outlined in Standard DIN 2098.

COMPRESSION SPRINGS: STANDARD SERIES (METRIC)

ENDS ARE GROUND • Music Wire (Plated) or Stainless Steel (Passivated)

LEE STOCK NUMBER	OUTSIDE DIAMETER		TO WORK IN HOLE DIAMETER		NOMINAL WIRE DIAMETER		TO WORK OVER ROD DIAMETER		APPROX. LOAD AT SOLID HGT.		NOMINAL FREE LENGTH		SPRING RATE		SOLID HEIGHT		PRICE GROUP	
	MM	IN.	MM	IN.	MM	IN.	MM	IN.	N	LB.	MM	IN.	N/MM	LB/IN.	MM	IN.	Music Wire	302 Stainless*
LCM160K 01†	21.60	.850	22.60	.890	1.60	.063	17.50	.689	94.89	21.332	48.00	1.890	2.38	13.59	8.800	0.346	M	S
LCM160K 02†											73.50	2.894	1.52	8.68	12.000	0.472	P	U
LCM160K 03†	21.60	.850	22.60	.890	1.60	.063	17.50	.689	94.89	21.332	110.00	4.331	1.00	5.71	16.800	0.661	T	X
LCM160K 04†											165.00	6.496	0.67	3.83	23.200	0.913	W	Z
LCM160K 05†	21.60	.850	22.60	.890	1.60	.063	17.50	.689	94.89	21.332	240.00	9.449	0.46	2.63	32.800	1.291	Y	AA
LCM200KK 01†											41.00	1.614	5.83	33.29	11.000	0.433	L	P
LCM200KK 02†	22.00	.866	22.90	.902	2.00	.079	17.10	.673	177.29	39.857	62.00	2.441	3.71	21.18	15.000	0.591	P	U
LCM200KK 03†											94.00	3.701	2.38	13.59	21.000	0.827	S	Y
LCM200KK 04†	22.00	.866	22.90	.902	2.00	.079	17.10	.673	177.29	39.857	135.00	5.315	1.63	9.31	29.000	1.142	U	X
LCM200KK 05†											200.00	7.874	1.10	6.27	41.000	1.614	Y	AA
LCM200LM 01†	27.00	1.063	28.00	1.102	2.00	.079	22.00	.866	142.21	31.971	58.00	2.283	2.98	17.02	11.000	0.433	W	Z
LCM200LM 02†											88.50	3.484	1.89	10.79	15.000	0.591	AA	AD
LCM200LM 03†	27.00	1.063	28.00	1.102	2.00	.079	22.00	.866	142.21	31.971	135.00	5.315	1.23	7.02	21.000	0.827	AC	AG
LCM200LM 04†											195.00	7.677	0.82	4.68	29.000	1.142	AE	AL
LCM200LM 05†	27.00	1.063	28.00	1.102	2.00	.079	22.00	.866	142.21	31.971	290.00	11.417	0.58	3.31	41.000	1.614	AL	AP

COMPRESSION SPRINGS



SPECIAL INSTRUCTIONS FOR COMPRESSION SERIES

STOCK NUMBERS: Add "M" to end of Stock Number for Music Wire; "S" for Type 302 Stainless.

PRICING: See Inside Back Cover for up to 199 pricing. To price or order up to 1000 pcs., visit leespring.com; 1000+ pcs. contact Lee Spring.

CALCULATIONS: Spring Rate and Load at Solid Hgt. are for Music Wire. For Type 302 multiply figures shown by 5/6 (.833).

*Note: Type 302 may be substituted with Type 304 at Lee Spring's discretion.

† Indicates DIN Compression Springs meeting the design parameters outlined in Standard DIN 2098.

Compression Springs – Heavy Duty Series

Durable Springs Manufactured to Perform



The Lee Spring Heavy Duty Series of compression springs includes a range of large size and high spring rate combinations. Selections are sorted in ascending order to mating hole/bore diameter sizes.

Heavy Duty Series springs are available in Music Wire or Oil Tempered MB and Type 302 Stainless Steel. Springs in this series are pre-set to prevent length loss in operation and shotpeened for added fatigue resistance. The Music Wire/Oil Tempered MB springs are provided with a zinc plating finish for light corrosion resistance. The Type 302 Stainless Steel springs are passivated.

Lee Spring Heavy Duty Series springs feature squared and ground ends. A squared end, also called a closed end, is made by reducing the coil pitch of the ends to zero. Squareness influences how a force produced by the spring can be transferred to adjacent parts. The ground ends provide flat bearing surfaces and additional stability.

Squared and ground ends are particularly useful in applications in which 1) high-duty springs are specified, 2) unusually close tolerances on load or rate are needed, 3) solid height must be minimized, 4) accurate seating and uniform bearing pressures are required and 5) a tendency towards buckling must be reduced.



Lee Spring can manufacture custom heavy duty compression springs to your specifications. Contact us today!

Compression Springs – Heavy Duty Series

Guide to using tables

COMPRESSION SPRINGS

Lee Stock Number:
Lee Spring Part Number, add suffix M for Music Wire or S for Stainless Steel.

To Work In Hole Diameter:
Suggested minimum hole size if needed for spring containment.

Approx. Load at Solid Height:
The load or force required to bring all coils into contact.

Spring Rate:
Change in load or force per unit of deflection.

Price Group:
Reference for price list. See fold-out section at rear of book.

LEE STOCK NUMBER	OUTSIDE DIAMETER		TO WORK IN HOLE DIAMETER		WIRE DIAMETER		APPROX. LOAD AT SOLID HGT.		FREE LENGTH		SPRING RATE		SOLID HEIGHT		PRICE GROUP	
	IN.	MM	IN.	MM	IN.	MM	LB.	KG	IN.	MM	LB/IN.	KG/MM	IN.	MM	Music Wire	302 Stainless*
LHC 142H 01	1.095	27.81	1.125	28.58	.142	3.61	100.00	45.290	2.000	50.80	115.00	2.050	1.120	28.45	AK	AS
LHC 142H 02									2.188	55.56	100.00	1.783	1.200	30.48	AK	AS
LHC 142H 03									2.500	63.50	88.00	1.569	1.360	34.54	AK	AT
LHC 142H 04									2.750	69.85	78.00	1.391	1.500	38.10	AL	AU
LHC 142H 05									3.313	84.14	64.00	1.410	1.785	45.34	AL	AW
LHC 142H 06									4.000	101.60	53.00	0.945	2.140	54.36	AM	AX
LHC 142H 07									4.500	114.30	46.00	0.820	2.387	60.12	AM	AY
LHC 142H 08									5.000	127.00	40.00	0.700	2.635	66.00	AM	AZ

Outside Diameter:
Spring outer diameter, parts listed in ascending order.

Wire Diameter:
In ascending order of size, within each group of outside diameters.

Free Length:
The overall height of the spring in the unloaded position.

Solid Height:
Length when fully compressed.

Additional Information

- Load at Solid Height figures are provided for reference only. During the manufacturing process all material and engineering tolerances may result in the number of coils being adjusted to maintain the correct spring rate and therefore affect solid height.
- It is general good practice to avoid compressing springs to their solid height in order to achieve longer life. A guide rod is recommended to prevent buckling of long springs.
- To figure the load at any working length based on nominal free length and spring rate use the formula:
 $P = R \times F$
 where P is the load in lbs.; R is the spring rate in lbs per inch; F is the deflection in inches (or free length minus final spring length).

How to Determine Price

1. Select the spring you want by LEE STOCK NUMBER.
2. Read across to the last column PRICE GROUP to obtain the price code: when applicable, select the price code that corresponds to the material type required.
3. Refer to the PRICE GROUP in the appropriate pricing chart by spring type located in the back of this catalog for pricing up to 199 pieces of an item.
4. Prices subject to change without notice.

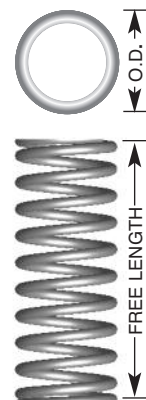
FREE SHIPPING AVAILABLE
See Price List in back of catalog for details.

COMPRESSION SPRINGS: HEAVY DUTY SERIES (INCH)

ENDS ARE GROUND • Music Wire/Oil Tempered MB (Shotpeened, Plated) or Stainless Steel (Shotpeened, Passivated)

LEE STOCK NUMBER	OUTSIDE DIAMETER		TO WORK IN HOLE DIAMETER		WIRE DIAMETER		APPROX. LOAD AT SOLID HGT.		FREE LENGTH		SPRING RATE		SOLID HEIGHT		PRICE GROUP	
	IN.	MM	IN.	MM	IN.	MM	LB.	KG	IN.	MM	LB./IN.	KG/MM	IN.	MM	Music Wire	302 Stainless*
															M	S
LHC 142H 01	1.095	27.81	1.125	28.58	.142	3.61	100.00	45.290	2.000	50.80	115.00	2.050	1.120	28.45	AK	AS
LHC 142H 02									2.188	55.56	100.00	1.783	1.200	30.48	AK	AS
LHC 142H 03									2.500	63.50	88.00	1.569	1.360	34.54	AK	AT
LHC 142H 04									2.750	69.85	78.00	1.391	1.500	38.10	AL	AU
LHC 142H 05									3.313	84.14	64.00	1.410	1.785	45.34	AL	AW
LHC 142H 06									4.000	101.60	53.00	0.945	2.140	54.36	AM	AX
LHC 142H 07									4.500	114.30	46.00	0.820	2.367	60.12	AM	AY
LHC 142H 08									5.000	127.00	42.00	0.749	2.640	67.06	AM	AZ
LHC 142J 0	1.095	27.81	1.125	28.58	.142	3.61	120.00	54.348	1.750	44.45	150.00	2.679	0.943	23.95	AK	AR
LHC 142J 01									2.000	50.80	129.00	2.300	1.060	26.92	AK	AR
LHC 142J 02									2.250	57.15	111.00	1.979	1.170	29.72	AK	AS
LHC 142J 03									2.500	63.50	98.00	1.747	1.285	32.64	AK	AT
LHC 142J 04									2.750	69.85	88.00	1.569	1.400	35.56	AK	AU
LHC 142J 05									3.000	76.20	80.00	1.426	1.510	38.35	AL	AW
LHC 142J 06									3.500	88.90	67.00	1.195	1.720	43.69	AL	AX
LHC 142J 07									4.000	101.60	59.00	1.052	1.950	49.53	AL	AY
LHC 142J 08									4.500	114.30	51.00	0.909	2.164	54.97	AM	AZ
LHC 142J 09	5.000	127.00	46.00	0.820	2.420	61.47	AM	AZA								
LHC 148J 0	1.095	27.81	1.125	28.58	.148	3.76	135.00	61.236	1.750	44.45	175.00	3.125	1.000	25.40	AK	AT
LHC 148J 01									2.000	50.80	149.30	2.666	1.125	28.58	AK	AT
LHC 148J 02									2.250	57.15	130.20	2.325	1.240	31.50	AK	AU
LHC 148J 03									2.500	63.50	115.45	2.062	1.360	34.54	AL	AW
LHC 148J 04									2.750	69.85	103.69	1.852	1.475	37.46	AL	AX
LHC 148J 05									3.000	76.20	94.10	1.680	1.595	40.51	AM	AY
LHC 148J 06									3.500	88.90	79.42	1.418	1.830	46.48	AM	AZ
LHC 148J 07									4.000	101.60	68.70	1.227	2.070	52.58	AM	AZA
LHC 148J 08									4.500	114.30	60.52	1.081	2.305	58.55	AN	AZB
LHC 148J 09	5.000	127.00	54.10	0.966	2.540	64.52	AN	AZC								
LHC 148M 00	1.218	30.94	1.250	31.75	.148	3.76	120.40	54.613	0.875	22.23	352.00	6.286	0.549	13.94	AE	AN
LHC 148M 0A									1.000	25.40	289.50	5.170	0.601	15.27	AG	AO
LHC 148M 0B									1.250	31.75	213.50	3.813	0.707	17.95	AG	AO
LHC 148M 0C									1.500	38.10	169.50	3.027	0.811	20.60	AJ	AR
LHC 148M 0D									2.000	50.80	119.50	2.134	1.023	25.99	AJ	AR
LHC 148M 01									2.250	57.15	104.00	1.857	1.128	28.64	AK	AZA
LHC 148M 02									2.500	63.50	92.50	1.652	1.233	31.32	AL	AZA
LHC 148M 03									3.000	76.20	75.40	1.346	1.444	36.67	AL	AZA
LHC 148M 04									3.500	88.90	63.60	1.136	1.654	42.01	AM	AZB
LHC 148M 05									3.750	95.25	59.00	1.054	1.759	44.69	AM	AZB
LHC 148M 06	4.000	101.60	55.00	0.982	1.865	47.36	AM	AZB								
LHC 148M 07	4.500	114.30	48.50	0.866	2.075	52.71	AO	AZD								
LHC 148M 08	5.000	127.00	43.30	0.773	2.286	58.06	AO	AZE								
LHC 148M 09	5.500	139.70	39.20	0.700	2.496	63.41	AP	AZE								
LHC 148M 10	6.000	152.40	35.70	0.638	2.707	68.75	AP	AZF								

COMPRESSION SPRINGS



SPECIAL INSTRUCTIONS FOR HEAVY DUTY COMPRESSION SERIES

STOCK NUMBERS: Add "M" to end of Stock Number for Music Wire; "S" for Type 302 Stainless.

PRICING: See Inside Back Cover for up to 199 pricing. To price or order up to 1000 pcs., visit leespring.com; 1000+ pcs. contact Lee Spring.

CALCULATIONS: Spring Rate and Load at Solid Hgt. are for Music Wire. For Type 302 Stainless, multiply figures shown by (.870).

*Note: Type 302 may be substituted with Type 304 at Lee Spring's discretion.

COMPRESSION SPRINGS: HEAVY DUTY SERIES (INCH)

ENDS ARE GROUND • Music Wire/Oil Tempered MB (Shotpeened, Plated) or Stainless Steel (Shotpeened, Passivated)

COMPRESSION SPRINGS

LEE STOCK NUMBER	OUTSIDE DIAMETER		TO WORK IN HOLE DIAMETER		WIRE DIAMETER		APPROX. LOAD AT SOLID HGT.		FREE LENGTH		SPRING RATE		SOLID HEIGHT		PRICE GROUP	
	IN.	MM	IN.	MM	IN.	MM	LB.	KG	IN.	MM	LB/IN.	KG/MM	IN.	MM	M	S
LHC 156M 01	1.218	30.94	1.250	31.75	.156	3.96	140.00	63.406	2.250	57.15	130.00	2.318	1.165	29.59	AK	AZA
LHC 156M 02									2.500	63.50	113.00	2.015	1.293	32.84	AL	AZA
LHC 156M 03									3.000	76.20	93.00	1.658	1.504	38.20	AL	AZC
LHC 156M 04									3.500	88.90	78.00	1.391	1.735	44.07	AM	AZD
LHC 156M 05									3.750	95.25	72.00	1.284	1.852	47.04	AM	AZE
LHC 156M 06									4.000	101.60	68.00	1.212	1.950	49.53	AM	AZF
LHC 156M 07									4.500	114.30	60.00	1.070	2.165	54.99	AO	AZF
LHC 156M 08									5.000	127.00	53.00	0.945	2.404	61.06	AO	AZF
LHC 156M 09									5.500	139.70	48.00	0.857	2.683	68.14	AP	AZF
LHC 156M 10									6.000	152.40	44.00	0.786	2.910	73.93	AR	AZG
LHC 162N 0A	1.218	30.94	1.250	31.75	.162	4.11	160.00	72.464	1.000	25.40	428.50	7.652	0.661	16.79	AL	AZC
LHC 162N 0B									1.500	38.10	246.50	4.402	0.903	22.93	AL	AZC
LHC 162N 0C									2.000	50.80	173.00	3.089	1.145	29.07	AL	AZC
LHC 162N 0									2.250	57.15	150.50	2.688	1.250	31.75	AL	AZC
LHC 162N 01									2.500	63.50	133.00	2.371	1.348	34.24	AL	AZC
LHC 162N 02									3.000	76.20	110.00	1.961	1.562	39.67	AL	AZD
LHC 162N 03									3.500	88.90	91.00	1.622	1.821	46.25	AM	AZD
LHC 162N 04									3.750	95.25	85.00	1.516	1.926	48.92	AN	AZF
LHC 162N 05									4.000	101.60	79.00	1.409	2.048	52.02	AN	AZF
LHC 162N 06									4.500	114.30	70.00	1.248	2.270	57.66	AO	AZF
LHC 162N 07	5.000	127.00	63.00	1.123	2.485	63.12	AO	AZG								
LHC 162N 08	5.250	133.35	60.00	1.070	2.594	65.89	AP	AZH								
LHC 162N 09	5.500	139.70	56.00	1.000	2.780	70.61	AR	AZJ								
LHC 162N 10	6.000	152.40	51.08	0.912	3.015	76.58	AS	AZK								
LHC 177N 01	1.218	30.94	1.250	31.75	.177	4.50	175.00	79.370	1.500	38.10	353.00	6.304	1.011	25.67	AL	AZB
LHC 177N 02									2.000	50.80	245.80	4.389	1.292	32.82	AL	AZB
LHC 177N 03									2.500	63.50	188.50	3.366	1.574	39.99	AL	AZD
LHC 177N 04									3.000	76.20	152.90	2.730	1.856	47.14	AM	AZE
LHC 177N 05									3.500	88.90	128.60	2.297	2.138	54.30	AN	AZF
LHC 177N 06									4.000	101.60	110.90	1.980	2.421	61.48	AO	AZF
LHC 177N 07									4.500	114.30	97.60	1.743	2.701	68.60	AO	AZG
LHC 177N 08									5.000	127.00	87.10	1.555	2.982	75.75	AP	AZH
LHC 192N 01	1.218	30.94	1.250	31.75	.192	4.88	216.00	97.960	1.500	38.10	516.10	9.216	1.089	27.65	AM	AZC
LHC 192N 02									2.000	50.80	356.40	6.365	1.399	35.54	AM	AZD
LHC 192N 03									2.500	63.50	272.20	4.861	1.710	43.42	AN	AZE
LHC 192N 04									3.000	76.20	220.20	3.932	2.020	51.31	AN	AZE
LHC 192N 05									3.500	88.90	184.80	3.300	2.331	59.21	AP	AZE
LHC 192N 06									4.000	101.60	159.30	2.845	2.641	67.08	AP	AZF
LHC 192N 07									4.500	114.30	139.90	2.498	2.952	74.99	AS	AZG
LHC 192N 08									5.000	127.00	124.80	2.229	3.262	82.85	AT	AZJ

SPECIAL INSTRUCTIONS FOR HEAVY DUTY COMPRESSION SERIES

STOCK NUMBERS: Add "M" to end of Stock Number for Music Wire; "S" for Type 302 Stainless.

PRICING: See Inside Back Cover for up to 199 pricing. To price or order up to 1000 pcs., visit leespring.com; 1000+ pcs. contact Lee Spring.

CALCULATIONS: Spring Rate and Load at Solid Hgt. are for Music Wire. For Type 302 Stainless, multiply figures shown by (.870).

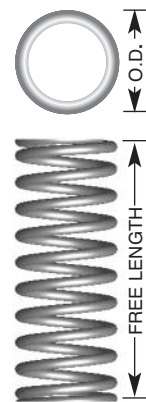
*Note: Type 302 may be substituted with Type 304 at Lee Spring's discretion.

COMPRESSION SPRINGS: HEAVY DUTY SERIES (INCH)

ENDS ARE GROUND • Music Wire/Oil Tempered MB (Shotpeened, Plated) or Stainless Steel (Shotpeened, Passivated)

LEE STOCK NUMBER	OUTSIDE DIAMETER		TO WORK IN HOLE DIAMETER		WIRE DIAMETER		APPROX. LOAD AT SOLID HGT.		FREE LENGTH		SPRING RATE		SOLID HEIGHT		PRICE GROUP									
	IN.	MM	IN.	MM	IN.	MM	LB.	KG	IN.	MM	LB./IN.	KG/MM	IN.	MM	Music Wire	302 Stainless*								
															M	S								
LHC 207N 01	1.218	30.94	1.250	31.75	.207	5.26	252.50	114.510	2.000	50.80	504.80	9.015	1.505	38.23	AP	AZJ								
LHC 207N 02									2.500	63.50	383.80	6.854	1.845	46.87	AP	AZK								
LHC 207N 03									3.000	76.20	309.60	5.529	2.185	55.51	AS	AZK								
LHC 207N 04									3.500	88.90	259.40	4.632	2.526	64.15	AT	AZM								
LHC 207N 05									4.000	101.60	223.20	3.986	2.866	72.80	AU	AZM								
LHC 207N 06									4.500	114.30	195.90	3.498	3.206	81.44	AX	AZO								
LHC 207N 07									5.000	127.00	174.60	3.118	3.545	90.05	AY	AZP								
LHC 162P 0	1.400	35.56	1.437	36.50	.162	4.11	140.00	63.406	2.250	57.15	116.00	2.072	1.075	27.31	AL	AZC								
LHC 162P 01									2.500	63.50	102.67	1.833	1.170	29.72	AL	AZC								
LHC 162P 02									3.000	76.20	83.50	1.491	1.360	34.54	AL	AZD								
LHC 162P 03									3.500	88.90	70.34	1.256	1.550	39.37	AM	AZE								
LHC 162P 04									4.000	101.60	60.78	1.085	1.740	44.20	AM	AZF								
LHC 162P 05									4.250	107.95	56.90	1.016	1.830	46.48	AO	AZF								
LHC 162P 06									4.500	114.30	53.50	0.955	1.925	48.90	AO	AZF								
LHC 162P 07									5.000	127.00	47.78	0.853	2.115	53.72	AP	AZG								
LHC 162P 08									5.250	133.35	45.35	0.810	2.210	56.13	AP	AZH								
LHC 177P 0									1.400	35.56	1.437	36.50	.177	4.50	180.00	81.522	2.250	57.15	168.82	3.015	1.185	30.10	AL	AZE
LHC 177P 01																	2.500	63.50	149.00	2.657	1.295	32.89	AL	AZE
LHC 177P 02	3.000	76.20	120.00	2.140	1.508	38.30	AM	AZF																
LHC 177P 03	3.500	88.90	100.00	1.783	1.720	43.69	AO	AZF																
LHC 177P 04	4.000	101.60	87.00	1.551	1.930	49.02	AP	AZG																
LHC 177P 05	4.250	107.95	81.00	1.444	2.039	51.79	AP	AZH																
LHC 177P 06	4.500	114.30	76.00	1.355	2.151	54.64	AR	AZH																
LHC 177P 07	5.000	127.00	69.00	1.230	2.360	59.94	AS	AZJ																
LHC 177P 08	5.250	133.35	65.00	1.159	2.480	62.99	AT	AZK																
LHC 148R 01	1.460	37.08	1.500	38.10	.148	3.76	91.68	41.590	1.500	38.10	113.70	2.030	0.714	18.14	AK	AT								
LHC 148R 02									2.000	50.80	80.30	1.434	0.885	22.47	AK	AX								
LHC 148R 03									2.500	63.50	62.10	1.109	1.055	26.79	AL	AX								
LHC 148R 04									3.000	76.20	50.60	0.904	1.225	31.11	AL	AY								
LHC 148R 05									3.500	88.90	42.70	0.763	1.395	35.44	AM	AZ								
LHC 148R 06									4.000	101.60	37.00	0.661	1.563	39.70	AM	AZB								
LHC 162R 01	1.460	37.08	1.500	38.10	.162	4.11	115.00	52.150	1.500	38.10	162.40	2.900	0.799	20.29	AL	AZC								
LHC 162R 02									2.000	50.80	114.00	2.036	0.996	25.31	AL	AZC								
LHC 162R 03									2.500	63.50	87.80	1.568	1.194	30.33	AL	AZC								
LHC 162R 04									3.000	76.20	71.40	1.275	1.392	35.35	AL	AZD								
LHC 162R 05									3.500	88.90	60.10	1.073	1.591	40.40	AM	AZD								
LHC 162R 06									4.000	101.60	52.00	0.929	1.786	45.38	AM	AZF								
LHC 162R 07									4.500	114.30	45.70	0.816	1.987	50.46	AO	AZF								
LHC 162R 08									5.000	127.00	40.80	0.729	2.185	55.51	AP	AZG								

COMPRESSION SPRINGS



SPECIAL INSTRUCTIONS FOR HEAVY DUTY COMPRESSION SERIES

STOCK NUMBERS: Add "M" to end of Stock Number for Music Wire; "S" for Type 302 Stainless.

PRICING: See Inside Back Cover for up to 199 pricing. To price or order up to 1000 pcs., visit leespring.com; 1000+ pcs. contact Lee Spring.

CALCULATIONS: Spring Rate and Load at Solid Hgt. are for Music Wire. For Type 302 Stainless, multiply figures shown by (.870).

*Note: Type 302 may be substituted with Type 304 at Lee Spring's discretion.

COMPRESSION SPRINGS: HEAVY DUTY SERIES (INCH)

ENDS ARE GROUND • Music Wire/Oil Tempered MB (Shotpeened, Plated) or Stainless Steel (Shotpeened, Passivated)

COMPRESSION SPRINGS

LEE STOCK NUMBER	OUTSIDE DIAMETER		TO WORK IN HOLE DIAMETER		WIRE DIAMETER		APPROX. LOAD AT SOLID HGT.		FREE LENGTH		SPRING RATE		SOLID HEIGHT		PRICE GROUP	
	IN.	MM	IN.	MM	IN.	MM	LB.	KG	IN.	MM	LB/IN.	KG/MM	IN.	MM	M	S
LHC 187R 01	1.460	37.08	1.500	38.10	.187	4.75	200.00	90.580	2.500	63.50	168.00	2.996	1.337	33.96	AM	AZF
LHC 187R 02									3.000	76.20	138.00	2.461	1.546	39.27	AO	AZG
LHC 187R 03									3.500	88.90	116.00	2.068	1.769	44.93	AO	AZH
LHC 187R 04									4.000	101.60	99.00	1.765	2.008	51.00	AR	AZJ
LHC 187R 05									4.250	107.95	92.00	1.640	2.131	54.13	AR	AZK
LHC 187R 06									4.500	114.30	86.00	1.533	2.255	57.28	AS	AZL
LHC 187R 07									5.000	127.00	77.00	1.373	2.474	62.84	AU	AZL
LHC 187R 08									5.250	133.35	73.00	1.302	2.590	65.79	AU	AZL
LHC 207S 01	1.580	40.13	1.625	41.28	.207	5.26	230.00	104.167	2.500	63.50	210.00	3.744	1.420	36.07	AR	AZM
LHC 207S 02									3.000	76.20	170.00	3.031	1.656	42.06	AT	AZM
LHC 207S 03									3.500	88.90	142.00	2.532	1.900	48.26	AU	AZN
LHC 207S 04									4.000	101.60	121.00	2.158	2.159	54.84	AX	AZN
LHC 207S 05									4.500	114.30	107.00	1.908	2.386	60.60	AY	AZO
LHC 207S 06									5.000	127.00	95.00	1.694	2.635	66.93	AZ	AZP
LHC 207S 07									5.500	139.70	86.00	1.533	2.806	71.27	AZA	AZQ
LHC 207S 08									6.000	152.40	79.00	1.409	3.086	78.38	AZB	AZR
LHC 148T 01	1.687	42.85	1.750	44.45	.148	3.76	79.93	36.256	1.500	38.10	89.70	1.602	0.626	15.91	AK	AU
LHC 148T 02									2.000	50.80	63.40	1.132	0.760	19.30	AK	AY
LHC 148T 03									2.500	63.50	49.00	0.875	0.894	22.70	AL	AY
LHC 148T 04									3.000	76.20	39.90	0.713	1.028	26.11	AL	AZ
LHC 148T 05									3.500	88.90	33.70	0.602	1.161	29.48	AM	AZA
LHC 148T 06									4.000	101.60	29.10	0.520	1.296	32.92	AM	AZB
LHC 148T 07									4.500	114.30	25.70	0.459	1.427	36.25	AN	AZB
LHC 148T 08									5.000	127.00	22.90	0.409	1.564	39.74	AO	AZC
LHC 162T 01	1.687	42.85	1.750	44.45	.162	4.11	100.71	45.682	1.500	38.10	125.80	2.247	0.704	17.88	AL	AZC
LHC 162T 02									2.000	50.80	88.20	1.575	0.862	21.89	AL	AZC
LHC 162T 03									2.500	63.50	68.00	1.214	1.019	25.88	AL	AZC
LHC 162T 04									3.000	76.20	55.30	0.988	1.176	29.87	AL	AZD
LHC 162T 05									3.500	88.90	46.60	0.832	1.333	33.87	AM	AZE
LHC 162T 06									4.000	101.60	40.20	0.718	1.492	37.91	AM	AZF
LHC 162T 07									4.500	114.30	35.40	0.632	1.650	41.90	AO	AZF
LHC 162T 08									5.000	127.00	31.60	0.564	1.808	45.92	AR	AZG
LHC 177T 01	1.687	42.85	1.750	44.45	.177	4.50	128.00	58.050	1.500	38.10	177.70	3.173	0.785	19.94	AM	AZE
LHC 177T 02									2.000	50.80	123.70	2.209	0.969	24.60	AM	AZE
LHC 177T 03									2.500	63.50	94.90	1.695	1.152	29.26	AM	AZE
LHC 177T 04									3.000	76.20	76.90	1.373	1.336	33.94	AM	AZF
LHC 177T 05									3.500	88.90	64.70	1.155	1.519	38.59	AN	AZG
LHC 177T 06									4.000	101.60	55.80	0.996	1.704	43.27	AN	AZH
LHC 177T 07									4.500	114.30	49.10	0.877	1.886	47.91	AP	AZH
LHC 177T 08									5.000	127.00	43.80	0.782	2.070	52.59	AR	AZJ

SPECIAL INSTRUCTIONS FOR HEAVY DUTY COMPRESSION SERIES

STOCK NUMBERS: Add "M" to end of Stock Number for Music Wire; "S" for Type 302 Stainless.

PRICING: See Inside Back Cover for up to 199 pricing. To price or order up to 1000 pcs., visit leespring.com; 1000+ pcs. contact Lee Spring.

CALCULATIONS: Spring Rate and Load at Solid Hgt. are for Music Wire. For Type 302 Stainless, multiply figures shown by (.870).

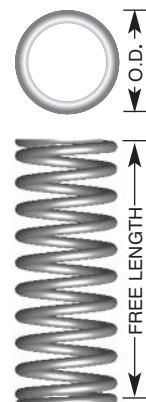
*Note: Type 302 may be substituted with Type 304 at Lee Spring's discretion.

COMPRESSION SPRINGS: HEAVY DUTY SERIES (INCH)

ENDS ARE GROUND • Music Wire/Oil Tempered MB (Shotpeened, Plated) or Stainless Steel (Shotpeened, Passivated)

LEE STOCK NUMBER	OUTSIDE DIAMETER		TO WORK IN HOLE DIAMETER		WIRE DIAMETER		APPROX. LOAD AT SOLID HGT.		FREE LENGTH		SPRING RATE		SOLID HEIGHT		PRICE GROUP	
	IN.	MM	IN.	MM	IN.	MM	LB.	KG	IN.	MM	LB./IN.	KG/MM	IN.	MM	Music Wire	302 Stainless*
															M	S
LHC 192T 01	1.687	42.85	1.750	44.45	.192	4.88	159.00	72.110	1.500	38.10	247.40	4.418	0.863	21.92	AO	AZD
LHC 192T 02									2.000	50.80	170.90	3.052	1.072	27.23	AO	AZF
LHC 192T 03									2.500	63.50	130.50	2.330	1.281	32.55	AR	AZJ
LHC 192T 04									3.000	76.20	105.60	1.886	1.490	37.86	AS	AZJ
LHC 192T 05									3.500	88.90	88.60	1.582	1.700	43.19	AU	AZJ
LHC 192T 06									4.000	101.60	76.40	1.364	1.909	48.48	AW	AZK
LHC 192T 07									4.500	114.30	67.10	1.198	2.119	53.81	AX	AZL
LHC 192T 08									5.000	127.00	59.80	1.068	2.329	59.16	AY	AZN
LHC 218T 01	1.687	42.85	1.750	44.45	.218	5.54	250.00	113.230	2.500	63.50	228.00	4.065	1.415	25.94	AT	AZM
LHC 218T 02									3.000	76.20	181.00	3.227	1.668	42.37	AU	AZM
LHC 218T 03									3.500	88.90	152.00	2.710	1.903	48.34	AX	AZN
LHC 218T 04									4.000	101.60	130.00	2.318	2.152	54.66	AY	AZO
LHC 218T 05									4.500	114.30	114.00	2.033	2.387	60.63	AZ	AZP
LHC 218T 06									5.000	127.00	102.00	1.819	2.625	66.68	AZA	AZQ
LHC 218T 07									5.500	139.70	91.00	1.622	2.889	73.38	AZB	AZR
LHC 218T 08									6.000	152.40	84.00	1.498	3.093	78.56	AZC	AZR
LHC 234T 01	1.687	42.85	1.750	44.45	.234	5.94	300.70	136.398	2.500	63.50	309.80	5.532	1.529	38.85	AW	AZN
LHC 234T 02									3.000	76.20	248.60	4.439	1.791	45.48	AX	AZN
LHC 234T 03									3.500	88.90	207.60	3.707	2.052	52.11	AZ	AZO
LHC 234T 04									4.000	101.60	178.20	3.182	2.313	58.75	AZA	AZP
LHC 234T 05									4.500	114.30	156.10	2.788	2.574	65.38	AZB	AZR
LHC 234T 06									5.000	127.00	138.90	2.480	2.835	72.01	AZC	AZS
LHC 234T 07									5.500	139.70	125.10	2.234	3.096	78.65	AZD	AZT
LHC 234T 08									6.000	152.40	113.80	2.032	3.357	85.28	AZE	AZT
LHC 148U 01	1.937	49.20	2.000	50.80	.148	3.76	70.06	31.780	2.000	50.80	51.60	0.921	0.661	16.78	AN	AZ
LHC 148U 02									2.500	63.50	39.90	0.713	0.765	19.43	AN	AZA
LHC 148U 03									3.000	76.20	32.50	0.580	0.870	22.09	AP	AZB
LHC 148U 04									3.500	88.90	27.40	0.489	0.975	24.77	AR	AZC
LHC 148U 05									4.000	101.60	23.70	0.423	1.080	27.42	AS	AZD
LHC 148U 06									4.500	114.30	20.90	0.373	1.183	30.06	AT	AZE
LHC 148U 07									5.000	127.00	18.70	0.334	1.287	32.69	AU	AZF
LHC 148U 08									5.500	139.70	16.90	0.302	1.391	35.34	AW	AZG
LHC 162U 01	1.937	49.20	2.000	50.80	.162	4.11	89.97	40.810	2.000	50.80	70.80	1.264	0.751	19.07	AR	AZD
LHC 162U 02									2.500	63.50	54.50	0.973	0.876	22.24	AU	AZE
LHC 162U 03									3.000	76.20	44.30	0.791	1.001	25.41	AW	AZF
LHC 162U 04									3.500	88.90	37.40	0.668	1.124	28.54	AX	AZG
LHC 162U 05									4.000	101.60	32.30	0.577	1.248	31.71	AY	AZH
LHC 162U 06									4.500	114.30	28.40	0.507	1.374	34.90	AY	AZH
LHC 162U 07									5.000	127.00	25.40	0.454	1.497	38.02	AZ	AZJ
LHC 162U 08									5.500	139.70	22.90	0.409	1.624	41.24	AZA	AZK

COMPRESSION SPRINGS



SPECIAL INSTRUCTIONS FOR HEAVY DUTY COMPRESSION SERIES

STOCK NUMBERS: Add "M" to end of Stock Number for Music Wire; "S" for Type 302 Stainless.

PRICING: See Inside Back Cover for up to 199 pricing. To price or order up to 1000 pcs., visit leespring.com; 1000+ pcs. contact Lee Spring.

CALCULATIONS: Spring Rate and Load at Solid Hgt. are for Music Wire. For Type 302 Stainless, multiply figures shown by (.870).

*Note: Type 302 may be substituted with Type 304 at Lee Spring's discretion.

COMPRESSION SPRINGS: HEAVY DUTY SERIES (INCH)

ENDS ARE GROUND • Music Wire/Oil Tempered MB (Shotpeened, Plated) or Stainless Steel (Shotpeened, Passivated)

COMPRESSION SPRINGS

LEE STOCK NUMBER	OUTSIDE DIAMETER		TO WORK IN HOLE DIAMETER		WIRE DIAMETER		APPROX. LOAD AT SOLID HGT.		FREE LENGTH		SPRING RATE		SOLID HEIGHT		PRICE GROUP	
	IN.	MM	IN.	MM	IN.	MM	LB.	KG	IN.	MM	LB/IN.	KG/MM	IN.	MM	M	S
LHC 177U 01	1.937	49.20	2.000	50.80	.177	4.50	114.97	52.150	2.500	63.50	74.90	1.338	0.995	25.26	AS	AZE
LHC 177U 02									3.000	76.20	60.80	1.086	1.141	28.97	AU	AZF
LHC 177U 03									3.500	88.90	51.10	0.913	1.288	32.71	AW	AZG
LHC 177U 04									4.000	101.60	44.10	0.788	1.434	36.44	AY	AZH
LHC 177U 05									4.500	114.30	38.80	0.693	1.581	40.15	AZ	AZJ
LHC 177U 06									5.000	127.00	34.60	0.618	1.728	43.90	AZA	AZK
LHC 177U 07									5.500	139.70	31.20	0.557	1.877	47.67	AZB	AZL
LHC 177U 08									6.000	152.40	28.50	0.509	2.020	51.31	AZC	AZM
LHC 192U 01	1.937	49.20	2.000	50.80	.192	4.88	143.89	65.269	2.500	63.50	101.40	1.811	1.113	28.26	AX	AZH
LHC 192U 02									3.000	76.20	82.00	1.464	1.282	32.57	AX	AZJ
LHC 192U 03									3.500	88.90	68.80	1.229	1.452	36.89	AY	AZK
LHC 192U 04									4.000	101.60	59.30	1.059	1.622	41.19	AZA	AZL
LHC 192U 05									4.500	114.30	52.10	0.930	1.791	45.49	AZB	AZL
LHC 192U 06									5.000	127.00	46.50	0.830	1.959	49.76	AZC	AZN
LHC 192U 07									5.500	139.70	41.90	0.748	2.131	54.12	AZD	AZO
LHC 192U 08									6.000	152.40	38.20	0.682	2.299	58.39	AZE	AZP
LHC 207U 01	1.937	49.20	2.000	50.80	.207	5.26	200.00	90.720	2.500	63.50	146.50	2.615	1.134	28.82	AU	AZM
LHC 207U 02									3.000	76.20	118.10	2.110	1.307	33.20	AX	AZM
LHC 207U 03									3.500	88.90	99.00	1.768	1.480	37.59	AY	AZN
LHC 207U 04									4.000	101.60	85.20	1.521	1.653	41.97	AZA	AZO
LHC 207U 05									4.500	114.30	74.80	1.335	1.825	46.36	AZB	AZP
LHC 207U 06									5.000	127.00	66.60	1.190	1.998	50.75	AZC	AZQ
LHC 207U 07									5.500	139.70	60.10	1.073	2.171	55.13	AZD	AZR
LHC 207U 08									6.000	152.40	54.70	0.977	2.343	59.52	AZE	AZR
LHC 250U 01	1.937	49.20	2.000	50.80	.250	6.35	300.59	136.348	2.500	63.50	296.50	5.295	1.486	37.75	AY	AZR
LHC 250U 02									3.000	76.20	237.20	4.236	1.733	44.01	AZ	AZR
LHC 250U 03									3.500	88.90	197.70	3.531	1.979	50.27	AZB	AZS
LHC 250U 04									4.000	101.60	169.40	3.025	2.226	56.54	AZC	AZS
LHC 250U 05									4.500	114.30	148.20	2.647	2.472	62.80	AZD	AZS
LHC 250U 06									5.000	127.00	131.80	2.354	2.719	69.06	AZE	AZT
LHC 250U 07									5.500	139.70	118.60	2.118	2.965	75.32	AZF	AZT
LHC 250U 08									6.000	152.40	107.81	1.925	3.212	81.59	AZG	AZT

SPECIAL INSTRUCTIONS FOR HEAVY DUTY COMPRESSION SERIES

STOCK NUMBERS: Add "M" to end of Stock Number for Music Wire; "S" for Type 302 Stainless.

PRICING: See Inside Back Cover for up to 199 pricing. To price or order up to 1000 pcs., visit leespring.com; 1000+ pcs. contact Lee Spring.

CALCULATIONS: Spring Rate and Load at Solid Hgt. are for Music Wire. For Type 302 Stainless, multiply figures shown by (.870).

*Note: Type 302 may be substituted with Type 304 at Lee Spring's discretion.

High Pressure Compression Series


High Spring Rates in a Narrow Profile




High Pressure Compression Springs are a series of slender low index compression springs with relatively high pressure ratings compared to standard compression springs.

Designed to fit in small holes from 1/8" to 2" and preset to solid height. The High Pressure Series is made of 17-7 Stainless Steel with precipitation hardening heat treatment, shot peened and passivated.

Same Pressure in a Narrow Profile



High Load Capacities and Rated to Four Pressures



How Pressure Rating For LHP Series Would Be Used

The pressure rating assigned to each item of the High Pressure Series is a selection parameter to assist in meeting qualitative requirements or quantitative requirements.

Applications

LHP series springs are ideal for high working loads in short deflections, for example safety relief valves and check valves in fluid power applications, ball plungers, electrical contacts, switches, vise clamps, quick change tools, toys, and production line fittings or accessories.

COMPRESSION SPRINGS



Lee Spring can manufacture custom high pressure compression springs to your specifications. Contact us today!

High Pressure Compression Series

Guide to using tables

COMPRESSION SPRINGS

LEE STOCK NUMBER	OUTSIDE DIAMETER		TO WORK IN HOLE DIAMETER		TO WORK OVER ROD DIAMETER		WIRE DIAMETER		PRESSURE @ 80% DEFLECTION		APPROX. LOAD AT SOLID HGT.		FREE LENGTH		SPRING RATE		SOLID HEIGHT		PRICE GROUP
	IN.	MM	IN.	MM	IN.	MM	IN.	MM	PSI	kPa	LB.	KG	IN.	MM	LB/IN.	KG/MM	IN.	MM	
LHP 020A 01S	0.120	3.05	0.125	3.18	0.063	1.59	0.020	0.51	300	2068	4.59	2.082	0.250	6.35	42.87	0.766	0.143	3.63	T
LHP 020A 02S													0.375	9.53	26.87	0.480	0.204	5.18	T
LHP 020A 03S	0.120	3.05	0.125	3.18	0.063	1.59	0.020	0.51	300	2068	4.59	2.082	0.500	12.70	19.57	0.349	0.265	6.73	T
LHP 020A 04S													0.750	19.05	12.68	0.226	0.388	9.86	T
LHP 020A 05S	0.120	3.05	0.125	3.18	0.063	1.59	0.020	0.51	300	2068	4.59	2.082	1.000	25.40	9.38	0.168	0.510	12.95	T
LHP 020A 06S													1.250	31.75	7.44	0.133	0.632	16.05	U
LHP 020A 01S	0.120	3.05	0.125	3.18	0.063	1.59	0.020	0.51	300	2068	4.59	2.082	0.250	6.35	42.87	0.766	0.143	3.63	T
LHP 020A 02S													0.375	9.53	26.87	0.480	0.204	5.18	T

Lee Stock Number:
Lee Spring Part Number.

To Work in Hole Diameter:
Suggested minimum hole size if needed for spring containment.

Wire Diameter:
In ascending order of size, within each group of outside diameters.

Approx. Load at Solid Height:
The load or force required to bring all coils into contact.

Spring Rate:
Change in load or force per unit of deflection.

Price Group:
Reference for price list. See fold-out section at rear of book.

Outside Diameter:
Spring outer diameter, parts listed in ascending order.

To Work Over Rod Diameter:
Suggested maximum rod size if needed to guide the inside of the spring.

Pressure @ 80% Deflection:
The nominal pressure occurring at 80% of total available deflection.

Free Length:
The overall height of a spring in the unloaded position.

Solid Height:
Length when fully compressed.

RELATIONSHIP TO FLUID PRESSURE

The pressure ratings used for High Pressure Series springs have no **direct** relationship with "pressure" as traditionally used in the fluid power industry, although indirectly the pressure ratings are conceptually equivalent.

Fluid pressure would be the result of a spring force acting over the specific area exposed to the fluid and would depend on other application components such as the valve face or the piston head.

PRESSURE CALCULATION EXAMPLE

Catalog spring **LHP 072E 04S** has the following characteristics:

- Nominal Hole:** 0.375 inch
- Free Length:** 1.000 inch
- Solid Height:** 0.673 inch
- Spring Rate:** 210.75 lbs/inch

- The maximum recommended pressure for this spring will occur when the spring is at **80%** of **maximum available deflection** (it is not generally recommended to use a compression spring all the way down to solid height).
- The **maximum available deflection** is the difference between the Free Length (1.000) and the Solid Height (0.673) or 1.000 – 0.673 = 0.327 inch.
- 80% of that would be 0.327 x 80% = 0.262 inch.
- The calculated load at this deflection would be the deflection (0.262) times the Spring Rate (210.75) or 0.262 inch x 210.75 lbs/inch = 55.217 lbs.
- The surface area over the Nominal Hole diameter (0.375) would be pi (π) times the diameter squared divided by four or pi (π) x (0.375)² / 4 = 0.1104 in².

- The resultant pressure would then be determined by dividing the calculated load by the surface area or 55.217 lbs / 0.1104 in² = 500 lb/in² (psi).

MATERIAL

- 17-7 PH Stainless Steel

FINISH

- Passivated per ASTM A967

Tolerances on Spring Rate: ± 10%

Tolerances on Outside Diameter: See Compression Diameters Table on page 5.

How to Determine Price

1. Select the spring you want by LEE STOCK NUMBER.
2. Read across to the last column PRICE GROUP to obtain the price code: when applicable, select the price code that corresponds to the material type required.
3. Refer to the PRICE GROUP in the appropriate pricing chart by spring type located in the back of this catalog for pricing up to 199 pieces of an item.
4. Prices subject to change without notice.

FREE SHIPPING AVAILABLE


See Price List in back of catalog for details.

COMPRESSION SPRINGS: HIGH PRESSURE SERIES (INCH)

ENDS ARE GROUND • Type 17-7 PH Stainless Steel (Shotpeened, Passivated)

LEE STOCK NUMBER	OUTSIDE DIAMETER		TO WORK IN HOLE DIAMETER		TO WORK OVER ROD DIAMETER		WIRE DIAMETER		PRESSURE @ 80% DEFLECTION		APPROX. LOAD AT SOLID HGT.		FREE LENGTH		SPRING RATE		SOLID HEIGHT		PRICE GROUP
	IN.	MM	IN.	MM	IN.	MM	IN.	MM	PSI	kPa	LB.	KG	IN.	MM	LB/IN.	KG/MM	IN.	MM	
LHP 020A 01S	0.120	3.05	0.125	3.18	0.063	1.59	0.020	0.51	300	2068	4.59	2.08	0.250	6.35	42.87	0.77	0.143	3.63	T
LHP 020A 02S													0.375	9.53	26.87	0.48	0.204	5.18	T
LHP 020A 03S	0.120	3.05	0.125	3.18	0.063	1.59	0.022	0.56	400	2758	6.12	2.78	0.500	12.70	19.57	0.35	0.265	6.73	T
LHP 020A 04S													0.750	19.05	12.68	0.23	0.388	9.86	T
LHP 020A 05S	0.120	3.05	0.125	3.18	0.063	1.59	0.022	0.56	400	2758	6.12	2.78	1.000	25.40	9.38	0.17	0.510	12.95	T
LHP 020A 06S													1.250	31.75	7.44	0.13	0.632	16.05	U
LHP 022A 01S	0.120	3.05	0.125	3.18	0.063	1.59	0.022	0.56	400	2758	6.12	2.78	0.250	6.35	66.33	1.18	0.158	4.01	T
LHP 022A 02S													0.375	9.53	41.28	0.74	0.227	5.77	T
LHP 022A 03S	0.120	3.05	0.125	3.18	0.063	1.59	0.022	0.56	400	2758	6.12	2.78	0.500	12.70	29.97	0.54	0.296	7.52	T
LHP 022A 04S													0.750	19.05	19.36	0.35	0.433	11.00	U
LHP 022A 05S	0.120	3.05	0.125	3.18	0.063	1.59	0.022	0.56	400	2758	6.12	2.78	1.000	25.40	14.29	0.26	0.571	14.50	U
LHP 022A 06S													1.250	31.75	11.33	0.20	0.709	18.01	W
LHP 023A 01S	0.120	3.05	0.125	3.18	0.063	1.59	0.023	0.58	500	3447	7.66	3.47	0.250	6.35	85.13	1.52	0.160	4.06	T
LHP 023A 02S													0.375	9.53	52.79	0.94	0.230	5.84	T
LHP 023A 03S	0.120	3.05	0.125	3.18	0.063	1.59	0.023	0.58	500	3447	7.66	3.47	0.500	12.70	38.25	0.68	0.300	7.62	T
LHP 023A 04S													0.750	19.05	24.67	0.44	0.440	11.18	U
LHP 023A 05S	0.120	3.05	0.125	3.18	0.063	1.59	0.023	0.58	500	3447	7.66	3.47	1.000	25.40	18.20	0.33	0.579	14.71	U
LHP 023A 06S													1.250	31.75	14.42	0.26	0.719	18.26	W
LHP 024A 01S	0.120	3.05	0.125	3.18	0.063	1.59	0.024	0.61	600	4136	9.20	4.17	0.500	12.70	47.74	0.85	0.307	7.80	U
LHP 024A 02S													0.625	15.88	37.40	0.67	0.379	9.63	U
LHP 024A 03S	0.120	3.05	0.125	3.18	0.063	1.59	0.024	0.61	600	4136	9.20	4.17	0.750	19.05	30.74	0.55	0.451	11.46	W
LHP 024A 04S													1.000	25.40	22.67	0.40	0.594	15.09	W
LHP 024A 05S	0.120	3.05	0.125	3.18	0.063	1.59	0.024	0.61	600	4136	9.20	4.17	1.250	31.75	17.95	0.32	0.737	18.72	X
LHP 024A 06S													1.500	38.10	14.86	0.27	0.881	22.38	Y
LHP 030B 01S	0.180	4.57	0.188	4.76	0.094	2.38	0.030	0.76	300	2068	10.29	4.67	0.313	7.95	79.84	1.43	0.184	4.67	T
LHP 030B 02S													0.375	9.53	64.12	1.15	0.214	5.44	T
LHP 030B 03S	0.180	4.57	0.188	4.76	0.094	2.38	0.030	0.76	300	2068	10.29	4.67	0.500	12.70	45.91	0.82	0.276	7.01	T
LHP 030B 04S													0.750	19.05	29.27	0.52	0.398	10.11	T
LHP 030B 05S	0.180	4.57	0.188	4.76	0.094	2.38	0.030	0.76	300	2068	10.29	4.67	0.875	22.23	24.78	0.44	0.459	11.66	T
LHP 030B 06S													1.000	25.40	21.49	0.38	0.521	13.23	U
LHP 033B 01S	0.180	4.57	0.188	4.76	0.094	2.38	0.033	0.84	400	2758	13.73	6.23	0.313	7.95	124.18	2.22	0.202	5.13	T
LHP 033B 02S													0.375	9.53	99.26	1.77	0.237	6.02	T
LHP 033B 03S	0.180	4.57	0.188	4.76	0.094	2.38	0.033	0.84	400	2758	13.73	6.23	0.500	12.70	70.67	1.26	0.306	7.77	T
LHP 033B 04S													0.750	19.05	44.84	0.80	0.444	11.28	U
LHP 033B 05S	0.180	4.57	0.188	4.76	0.094	2.38	0.033	0.84	400	2758	13.73	6.23	0.875	22.23	37.91	0.68	0.513	13.03	U
LHP 033B 06S													1.000	25.40	32.84	0.59	0.582	14.78	W
LHP 036B 01S	0.180	4.57	0.188	4.76	0.094	2.38	0.036	0.91	500	3447	17.16	7.78	0.313	7.95	186.76	3.34	0.221	5.61	T
LHP 036B 02S													0.375	9.53	148.54	2.65	0.259	6.58	T
LHP 036B 03S	0.180	4.57	0.188	4.76	0.094	2.38	0.036	0.91	500	3447	17.16	7.78	0.500	12.70	105.16	1.88	0.337	8.56	T
LHP 036B 04S													0.750	19.05	66.39	1.19	0.491	12.47	U
LHP 036B 05S	0.180	4.57	0.188	4.76	0.094	2.38	0.036	0.91	500	3447	17.16	7.78	0.875	22.23	56.05	1.00	0.569	14.45	U
LHP 036B 06S													1.000	25.40	48.50	0.87	0.646	16.41	W

COMPRESSION SPRINGS



SPECIAL INSTRUCTIONS FOR HIGH PRESSURE COMPRESSION SERIES

PRICING: See Inside Back Cover for up to 199 pcs. To price or order up to 1000 pcs., visit leespring.com; 1000+ pcs. contact Lee Spring.
CALCULATIONS: Spring Rate and Approx. Load at Solid Hgt. are pre-calculated for Type 17-7 PH Stainless Steel.

COMPRESSION SPRINGS: HIGH PRESSURE SERIES (INCH)

ENDS ARE GROUND • Type 17-7 PH Stainless Steel (Shotpeened, Passivated)

COMPRESSION SPRINGS

LEE STOCK NUMBER	OUTSIDE DIAMETER		TO WORK IN HOLE DIAMETER		TO WORK OVER ROD DIAMETER		WIRE DIAMETER		PRESSURE @ 80% DEFLECTION		APPROX. LOAD AT SOLID HGT.		FREE LENGTH		SPRING RATE		SOLID HEIGHT		PRICE GROUP
	IN.	MM	IN.	MM	IN.	MM	IN.	MM	PSI	kPa	LB.	KG	IN.	MM	LB/IN.	KG/MM	IN.	MM	
LHP 038B 01S	0.180	4.57	0.188	4.76	0.094	2.38	0.038	0.97	600	4136	20.59	9.34	0.313	7.95	247.46	4.42	0.230	5.84	U
LHP 038B 02S													0.375	9.53	196.15	3.50	0.270	6.86	U
LHP 038B 03S	0.180	4.57	0.188	4.76	0.094	2.38	0.038	0.97	600	4136	20.59	9.34	0.500	12.70	138.32	2.47	0.351	8.92	U
LHP 038B 04S													0.750	19.05	87.02	1.55	0.513	13.03	W
LHP 038B 05S	0.180	4.57	0.188	4.76	0.094	2.38	0.038	0.97	600	4136	20.59	9.34	0.875	22.23	73.40	1.31	0.594	15.09	W
LHP 038B 06S													1.000	25.40	63.47	1.13	0.675	17.15	X
LHP 041C 01S	0.240	6.10	0.250	6.35	0.125	3.18	0.041	1.04	300	2068	18.38	8.34	0.313	7.95	167.20	2.99	0.203	5.16	U
LHP 041C 02S													0.375	9.53	131.82	2.35	0.236	5.99	U
LHP 041C 03S	0.240	6.10	0.250	6.35	0.125	3.18	0.041	1.04	300	2068	18.38	8.34	0.500	12.70	92.40	1.65	0.301	7.65	W
LHP 041C 04S													0.750	19.05	57.82	1.03	0.432	10.97	W
LHP 041C 05S	0.240	6.10	0.250	6.35	0.125	3.18	0.041	1.04	300	2068	18.38	8.34	1.000	25.40	42.07	0.75	0.563	14.30	W
LHP 041C 06S													1.250	31.75	33.07	0.59	0.694	17.63	W
LHP 045C 01S	0.240	6.10	0.250	6.35	0.125	3.18	0.045	1.14	400	2758	24.51	11.12	0.313	7.95	263.51	4.71	0.220	5.59	U
LHP 045C 02S													0.375	9.53	206.18	3.68	0.256	6.50	U
LHP 045C 03S	0.240	6.10	0.250	6.35	0.125	3.18	0.045	1.14	400	2758	24.51	11.12	0.500	12.70	143.32	2.56	0.329	8.36	W
LHP 045C 04S													0.750	19.05	89.03	1.59	0.475	12.07	W
LHP 045C 05S	0.240	6.10	0.250	6.35	0.125	3.18	0.045	1.14	400	2758	24.51	11.12	1.000	25.40	64.57	1.15	0.620	15.75	W
LHP 045C 06S													1.250	31.75	50.66	0.90	0.766	19.46	X
LHP 049C 01S	0.240	6.10	0.250	6.35	0.125	3.18	0.049	1.24	500	3447	30.59	13.88	0.313	7.95	401.96	7.18	0.237	6.02	Y
LHP 049C 02S													0.375	9.53	311.99	5.57	0.277	7.04	Y
LHP 049C 03S	0.240	6.10	0.250	6.35	0.125	3.18	0.049	1.24	500	3447	30.59	13.88	0.500	12.70	214.98	3.84	0.358	9.09	Y
LHP 049C 04S													0.750	19.05	132.55	2.37	0.519	13.18	Z
LHP 049C 05S	0.240	6.10	0.250	6.35	0.125	3.18	0.049	1.24	500	3447	30.59	13.88	1.000	25.40	95.81	1.71	0.680	17.27	Z
LHP 049C 06S													1.250	31.75	75.02	1.34	0.842	21.39	AA
LHP 051C 01S	0.240	6.10	0.250	6.35	0.125	3.18	0.051	1.30	600	4136	36.81	16.70	0.500	12.70	269.06	4.80	0.363	9.22	Z
LHP 051C 02S													0.625	15.88	204.75	3.66	0.445	11.30	Z
LHP 051C 03S	0.240	6.10	0.250	6.35	0.125	3.18	0.051	1.30	600	4136	36.81	16.70	0.750	19.05	165.26	2.95	0.527	13.39	AA
LHP 051C 04S													1.000	25.40	119.25	2.13	0.691	17.55	AA
LHP 051C 05S	0.240	6.10	0.250	6.35	0.125	3.18	0.051	1.30	600	4136	36.81	16.70	1.250	31.75	93.28	1.67	0.855	21.72	AB
LHP 051C 06S													1.500	38.10	76.60	1.37	1.019	25.88	AC
LHP 051D 01S	0.300	7.62	0.313	7.94	0.156	3.97	0.051	1.30	300	2068	28.85	13.09	0.375	9.53	218.26	3.90	0.243	6.17	W
LHP 051D 02S													0.500	12.70	149.71	2.67	0.307	7.80	X
LHP 051D 03S	0.300	7.62	0.313	7.94	0.156	3.97	0.051	1.30	300	2068	28.85	13.09	0.750	19.05	91.95	1.64	0.436	11.07	Y
LHP 051D 04S													1.000	25.40	66.35	1.18	0.565	14.35	Y
LHP 051D 05S	0.300	7.62	0.313	7.94	0.156	3.97	0.051	1.30	300	2068	28.85	13.09	1.250	31.75	51.90	0.93	0.694	17.63	Z
LHP 051D 06S													1.500	38.10	42.62	0.76	0.823	20.90	Z
LHP 056D 01S	0.300	7.62	0.313	7.94	0.156	3.97	0.056	1.42	400	2758	38.47	17.45	0.375	9.53	344.49	6.15	0.263	6.68	X
LHP 056D 02S													0.500	12.70	233.51	4.17	0.335	8.51	X
LHP 056D 03S	0.300	7.62	0.313	7.94	0.156	3.97	0.056	1.42	400	2758	38.47	17.45	0.750	19.05	142.01	2.54	0.479	12.17	Y
LHP 056D 04S													1.000	25.40	102.03	1.82	0.623	15.82	Z
LHP 056D 05S	0.300	7.62	0.313	7.94	0.156	3.97	0.056	1.42	400	2758	38.47	17.45	1.250	31.75	79.61	1.42	0.767	19.48	Z
LHP 056D 06S													1.500	38.10	65.27	1.17	0.911	23.14	AA

SPECIAL INSTRUCTIONS FOR HIGH PRESSURE COMPRESSION SERIES


PRICING: See Inside Back Cover for up to 199 pcs. To price or order up to 1000 pcs., visit leespring.com; 1000+ pcs. contact Lee Spring.
CALCULATIONS: Spring Rate and Approx. Load at Solid Hgt. are pre-calculated for Type 17-7 PH Stainless Steel.

COMPRESSION SPRINGS: HIGH PRESSURE SERIES (INCH)

ENDS ARE GROUND • Type 17-7 PH Stainless Steel (Shotpeened, Passivated)

LEE STOCK NUMBER	OUTSIDE DIAMETER		TO WORK IN HOLE DIAMETER		TO WORK OVER ROD DIAMETER		WIRE DIAMETER		PRESSURE @ 80% DEFLECTION		APPROX. LOAD AT SOLID HGT.		FREE LENGTH		SPRING RATE		SOLID HEIGHT		PRICE GROUP
	IN.	MM	IN.	MM	IN.	MM	IN.	MM	PSI	kPa	LB.	KG	IN.	MM	LB/IN.	KG/MM	IN.	MM	
LHP 060D 01S	0.300	7.62	0.313	7.94	0.156	3.97	0.060	1.52	500	3447	48.09	21.81	0.375	9.53	491.90	8.78	0.277	7.04	Z
LHP 060D 02S													0.500	12.70	330.09	5.89	0.354	8.99	Z
LHP 060D 03S													0.750	19.05	199.10	3.56	0.508	12.90	AA
LHP 060D 04S													1.000	25.40	142.54	2.55	0.663	16.84	AB
LHP 060D 05S													1.250	31.75	111.00	1.98	0.817	20.75	AB
LHP 060D 06S													1.500	38.10	90.89	1.62	0.971	24.66	AC
LHP 063D 01S	0.300	7.62	0.313	7.94	0.156	3.97	0.063	1.59	600	4136	57.70	26.17	0.375	9.53	622.37	11.11	0.282	7.16	AA
LHP 063D 02S													0.500	12.70	414.91	7.41	0.361	9.17	AA
LHP 063D 03S													0.750	19.05	248.95	4.45	0.518	13.16	AB
LHP 063D 04S													1.000	25.40	177.82	3.18	0.675	17.15	AC
LHP 063D 05S													1.250	31.75	138.30	2.47	0.833	21.16	AC
LHP 063D 06S													1.500	38.10	113.16	2.02	0.990	25.15	AD
LHP 063E 01S	0.360	9.14	0.375	9.53	0.188	4.76	0.063	1.59	300	2068	41.34	18.75	0.375	9.53	364.88	6.52	0.262	6.65	W
LHP 063E 02S													0.500	12.70	243.25	4.34	0.330	8.38	X
LHP 063E 03S													0.750	19.05	145.95	2.61	0.467	11.86	Y
LHP 063E 04S													1.000	25.40	104.25	1.86	0.603	15.32	Y
LHP 063E 05S													1.250	31.75	81.08	1.45	0.740	18.80	Z
LHP 063E 06S													1.500	38.10	66.34	1.18	0.876	22.25	Z
LHP 068E 01S	0.360	9.14	0.375	9.53	0.188	4.76	0.068	1.73	400	2758	55.12	25.00	0.375	9.53	567.03	10.13	0.278	7.06	X
LHP 068E 02S													0.500	12.70	372.31	6.65	0.352	8.94	X
LHP 068E 03S													0.750	19.05	220.72	3.94	0.500	12.70	Y
LHP 068E 04S													1.000	25.40	156.85	2.80	0.648	16.46	Z
LHP 068E 05S													1.250	31.75	121.65	2.17	0.797	20.24	Z
LHP 068E 06S													1.500	38.10	99.35	1.77	0.945	24.00	AA
LHP 072E 01S	0.360	9.14	0.375	9.53	0.188	4.76	0.072	1.83	500	3447	68.87	31.24	0.375	9.53	780.97	13.95	0.287	7.29	Z
LHP 072E 02S													0.500	12.70	506.75	9.05	0.364	9.25	Z
LHP 072E 03S													0.750	19.05	297.70	5.32	0.519	13.18	AA
LHP 072E 04S													1.000	25.40	210.75	3.76	0.673	17.09	AB
LHP 072E 05S													1.250	31.75	163.11	2.91	0.827	21.01	AB
LHP 072E 06S													1.500	38.10	133.04	2.38	0.982	24.94	AC
LHP 075E 01S	0.360	9.14	0.375	9.53	0.188	4.76	0.075	1.91	600	4136	82.83	37.57	0.625	15.88	471.13	8.41	0.449	11.40	AB
LHP 075E 02S													0.750	19.05	372.98	6.66	0.528	13.41	AC
LHP 075E 03S													1.000	25.40	263.28	4.70	0.685	17.40	AD
LHP 075E 04S													1.250	31.75	203.44	3.63	0.843	21.41	AD
LHP 075E 05S													1.500	38.10	165.77	2.96	1.000	25.40	AE
LHP 075E 06S													1.750	44.45	139.87	2.50	1.158	29.41	AG
LHP 085G 01S	0.480	12.19	0.500	12.70	0.250	6.35	0.085	2.16	300	2068	73.49	33.34	0.438	11.13	644.12	11.50	0.324	8.23	AD
LHP 085G 02S													0.500	12.70	523.10	9.34	0.360	9.14	AD
LHP 085G 03S													0.750	19.05	297.63	5.32	0.503	12.78	AE
LHP 085G 04S													1.000	25.40	207.98	3.71	0.646	16.41	AG
LHP 085G 05S													1.250	31.75	159.84	2.85	0.790	20.07	AG
LHP 085G 06S													1.500	38.10	129.79	2.32	0.933	23.70	AJ

COMPRESSION SPRINGS



SPECIAL INSTRUCTIONS FOR HIGH PRESSURE COMPRESSION SERIES

PRICING: See Inside Back Cover for up to 199 pcs. To price or order up to 1000 pcs., visit leespring.com; 1000+ pcs. contact Lee Spring.
CALCULATIONS: Spring Rate and Approx. Load at Solid Hgt. are pre-calculated for Type 17-7 PH Stainless Steel.

COMPRESSION SPRINGS: HIGH PRESSURE SERIES (INCH)

ENDS ARE GROUND • Type 17-7 PH Stainless Steel (Shotpeened, Passivated)

COMPRESSION SPRINGS

LEE STOCK NUMBER	OUTSIDE DIAMETER		TO WORK IN HOLE DIAMETER		TO WORK OVER ROD DIAMETER		WIRE DIAMETER		PRESSURE @ 80% DEFLECTION		APPROX. LOAD AT SOLID HGT.		FREE LENGTH		SPRING RATE		SOLID HEIGHT		PRICE GROUP
	IN.	MM	IN.	MM	IN.	MM	IN.	MM	PSI	kPa	LB.	KG	IN.	MM	LB/IN.	KG/MM	IN.	MM	
LHP 091G 01S	0.480	12.19	0.500	12.70	0.250	6.35	0.092	2.32	400	2758	97.91	44.41	0.438	11.13	974.79	17.41	0.338	8.59	AD
LHP 091G 02S													0.500	12.70	784.13	14.00	0.375	9.53	AD
LHP 091G 03S													0.750	19.05	438.40	7.83	0.527	13.39	AE
LHP 091G 04S													1.000	25.40	304.25	5.43	0.678	17.22	AG
LHP 091G 05S													1.250	31.75	232.96	4.16	0.829	21.06	AG
LHP 091G 06S													1.500	38.10	188.74	3.37	0.980	24.89	AJ
LHP 098G 01S	0.480	12.19	0.500	12.70	0.250	6.35	0.098	2.49	500	3447	122.18	55.42	0.438	11.13	1428.46	25.51	0.353	8.97	AG
LHP 098G 02S													0.500	12.70	1137.13	20.31	0.393	9.98	AG
LHP 098G 03S													0.750	19.05	623.98	11.14	0.554	14.07	AG
LHP 098G 04S													1.000	25.40	429.96	7.68	0.715	18.16	AJ
LHP 098G 05S													1.250	31.75	327.98	5.86	0.876	22.25	AK
LHP 098G 06S													1.500	38.10	265.10	4.73	1.038	26.37	AL
LHP 105G 01S	0.480	12.19	0.500	12.70	0.250	6.35	0.105	2.67	600	4136	147.26	66.80	0.750	19.05	888.96	15.88	0.584	14.83	AL
LHP 105G 02S													1.000	25.40	607.65	10.85	0.758	19.25	AL
LHP 105G 03S													1.250	31.75	461.58	8.24	0.931	23.65	AM
LHP 105G 04S													1.500	38.10	372.12	6.65	1.104	28.04	AN
LHP 105G 05S													1.750	44.45	311.71	5.57	1.278	32.46	AO
LHP 105G 06S													2.000	50.80	268.18	4.79	1.451	36.86	AP
LHP 105H 01S	0.600	15.24	0.625	15.88	0.313	7.94	0.105	2.67	300	2068	114.87	52.11	0.500	12.70	895.65	15.99	0.372	9.45	AJ
LHP 105H 02S													0.750	19.05	480.99	8.59	0.511	12.98	AL
LHP 105H 03S													1.000	25.40	328.78	5.87	0.651	16.54	AL
LHP 105H 04S													1.250	31.75	249.75	4.46	0.790	20.07	AM
LHP 105H 05S													1.500	38.10	201.35	3.60	0.929	23.60	AN
LHP 105H 06S													1.750	44.45	168.66	3.01	1.068	27.13	AO
LHP 115H 01S	0.600	15.24	0.625	15.88	0.313	7.94	0.115	2.92	400	2758	153.11	69.45	0.500	12.70	1465.99	26.18	0.396	10.06	AM
LHP 115H 02S													0.750	19.05	761.19	13.59	0.549	13.94	AN
LHP 115H 03S													1.000	25.40	514.05	9.18	0.702	17.83	AO
LHP 115H 04S													1.250	31.75	388.06	6.93	0.855	21.72	AP
LHP 115H 05S													1.500	38.10	311.67	5.57	1.008	25.60	AR
LHP 115H 06S													1.750	44.45	260.41	4.65	1.161	29.49	AS
LHP 125H 01S	0.600	15.24	0.625	15.88	0.313	7.94	0.125	3.18	500	3447	191.38	86.81	0.500	12.70	2333.14	41.67	0.418	10.62	AO
LHP 125H 02S													0.750	19.05	1166.57	20.83	0.586	14.88	AP
LHP 125H 03S													1.000	25.40	777.71	13.89	0.754	19.15	AR
LHP 125H 04S													1.250	31.75	583.28	10.42	0.922	23.42	AS
LHP 125H 05S													1.500	38.10	466.63	8.33	1.090	27.69	AT
LHP 125H 06S													1.750	44.45	388.86	6.94	1.257	31.93	AU
LHP 130H 01S	0.600	15.24	0.625	15.88	0.313	7.94	0.130	3.30	600	4136	230.09	104.37	0.750	19.05	1473.11	26.31	0.594	15.09	AS
LHP 130H 02S													1.000	25.40	975.44	17.42	0.764	19.41	AT
LHP 130H 03S													1.250	31.75	729.12	13.02	0.934	23.72	AU
LHP 130H 04S													1.500	38.10	582.12	10.40	1.105	28.07	AW
LHP 130H 05S													1.750	44.45	484.45	8.65	1.275	32.39	AX
LHP 130H 06S													2.000	50.80	414.84	7.41	1.445	36.70	AY

SPECIAL INSTRUCTIONS FOR HIGH PRESSURE COMPRESSION SERIES


PRICING: See Inside Back Cover for up to 199 pcs. To price or order up to 1000 pcs., visit leespring.com; 1000+ pcs. contact Lee Spring.
CALCULATIONS: Spring Rate and Approx. Load at Solid Hgt. are pre-calculated for Type 17-7 PH Stainless Steel.

COMPRESSION SPRINGS: HIGH PRESSURE SERIES (INCH)

ENDS ARE GROUND • Type 17-7 PH Stainless Steel (Shotpeened, Passivated)

LEE STOCK NUMBER	OUTSIDE DIAMETER		TO WORK IN HOLE DIAMETER		TO WORK OVER ROD DIAMETER		WIRE DIAMETER		PRESSURE @ 80% DEFLECTION		APPROX. LOAD AT SOLID HGT.		FREE LENGTH		SPRING RATE		SOLID HEIGHT		PRICE GROUP
	IN.	MM	IN.	MM	IN.	MM	IN.	MM	PSI	kPa	LB.	KG	IN.	MM	LB/IN.	KG/MM	IN.	MM	
LHP 130J 01S													0.625	15.88	1134.93	20.27	0.480	12.19	AO
LHP 130J 02S													0.750	19.05	845.41	15.10	0.555	14.10	AS
LHP 130J 03S	0.720	18.29	0.750	19.05	0.375	9.53	0.130	3.30	300	2068	165.10	74.89	1.000	25.40	559.80	10.00	0.705	17.91	AS
LHP 130J 04S													1.250	31.75	418.43	7.47	0.855	21.72	AS
LHP 130J 05S													1.500	38.10	334.07	5.97	1.005	25.53	AT
LHP 130J 06S													1.750	44.45	278.02	4.96	1.155	29.34	AU
LHP 142J 01S													0.625	15.88	1853.39	33.10	0.506	12.85	AP
LHP 142J 02S													0.750	19.05	1356.24	24.22	0.588	14.94	AS
LHP 142J 03S	0.720	18.29	0.750	19.05	0.375	9.53	0.142	3.61	400	2758	220.51	100.02	1.000	25.40	882.69	15.76	0.750	19.05	AS
LHP 142J 04S													1.250	31.75	654.25	11.68	0.913	23.19	AT
LHP 142J 05S													1.500	38.10	519.74	9.28	1.075	27.31	AU
LHP 142J 06S													1.750	44.45	431.11	7.70	1.238	31.45	AW
LHP 156J 01S													0.625	15.88	3144.43	56.15	0.538	13.67	AW
LHP 156J 02S													0.750	19.05	2247.05	40.13	0.628	15.95	AX
LHP 156J 03S	0.720	18.29	0.750	19.05	0.375	9.53	0.156	3.96	500	3447	275.24	124.85	1.000	25.40	1430.53	25.55	0.807	20.50	AY
LHP 156J 04S													1.250	31.75	1049.26	18.74	0.987	25.07	AY
LHP 156J 05S													1.500	38.10	828.46	14.79	1.167	29.64	AZ
LHP 156J 06S													1.750	44.45	684.43	12.22	1.347	34.21	AZA
LHP 162J 01S													0.875	22.23	2203.94	39.36	0.725	18.42	AZ
LHP 162J 02S													1.000	25.40	1796.40	32.08	0.816	20.73	AZ
LHP 162J 03S	0.720	18.29	0.750	19.05	0.375	9.53	0.162	4.11	600	4136	331.33	150.29	1.250	31.75	1311.41	23.42	0.997	25.32	AZ
LHP 162J 04S													1.500	38.10	1032.63	18.44	1.179	29.95	AZA
LHP 162J 05S													1.750	44.45	851.59	15.21	1.361	34.57	AZB
LHP 162J 06S													2.000	50.80	724.56	12.94	1.543	39.19	AZC
LHP 156K 01S													0.750	19.05	1401.56	25.03	0.590	14.99	AW
LHP 156K 02S													1.000	25.40	892.28	15.93	0.748	19.00	AX
LHP 156K 03S	0.845	21.46	0.875	22.23	0.438	11.11	0.156	3.96	300	2068	225.07	102.09	1.250	31.75	654.46	11.69	0.906	23.01	AY
LHP 156K 04S													1.500	38.10	516.74	9.23	1.064	27.03	AZ
LHP 156K 05S													1.750	44.45	426.90	7.62	1.222	31.04	AZA
LHP 156K 06S													2.000	50.80	363.68	6.49	1.380	35.05	AZA
LHP 170K 01S													0.750	19.05	2281.61	40.74	0.619	15.72	AW
LHP 170K 02S													1.000	25.40	1417.36	25.31	0.788	20.02	AX
LHP 170K 03S	0.845	21.46	0.875	22.23	0.438	11.11	0.170	4.32	400	2758	300.07	136.11	1.250	31.75	1027.98	18.36	0.958	24.33	AY
LHP 170K 04S													1.500	38.10	806.43	14.40	1.128	28.65	AZA
LHP 170K 05S													1.750	44.45	663.45	11.85	1.297	32.94	AZB
LHP 170K 06S													2.000	50.80	563.53	10.06	1.467	37.26	AZB
LHP 177K 01S													0.750	19.05	2972.75	53.09	0.624	15.85	AY
LHP 177K 02S													1.000	25.40	1822.30	32.54	0.794	20.17	AZ
LHP 177K 03S	0.845	21.46	0.875	22.23	0.438	11.11	0.177	4.50	500	3447	375.23	170.20	1.250	31.75	1313.85	23.46	0.964	24.49	AZA
LHP 177K 04S													1.500	38.10	1027.23	18.34	1.135	28.83	AZB
LHP 177K 05S													1.750	44.45	843.27	15.06	1.305	33.15	AZC
LHP 177K 06S													2.000	50.80	715.19	12.77	1.475	37.47	AZD

COMPRESSION SPRINGS



SPECIAL INSTRUCTIONS FOR HIGH PRESSURE COMPRESSION SERIES

PRICING: See Inside Back Cover for up to 199 pcs. To price or order up to 1000 pcs., visit leespring.com; 1000+ pcs. contact Lee Spring.
CALCULATIONS: Spring Rate and Approx. Load at Solid Hgt. are pre-calculated for Type 17-7 PH Stainless Steel.

COMPRESSION SPRINGS: HIGH PRESSURE SERIES (INCH)

ENDS ARE GROUND • Type 17-7 PH Stainless Steel (Shotpeened, Passivated)

COMPRESSION SPRINGS

LEE STOCK NUMBER	OUTSIDE DIAMETER		TO WORK IN HOLE DIAMETER		TO WORK OVER ROD DIAMETER		WIRE DIAMETER		PRESSURE @ 80% DEFLECTION		APPROX. LOAD AT SOLID HGT.		FREE LENGTH		SPRING RATE		SOLID HEIGHT		PRICE GROUP
	IN.	MM	IN.	MM	IN.	MM	IN.	MM	PSI	kPa	LB.	KG	IN.	MM	LB/IN.	KG/MM	IN.	MM	
LHP 187K 01S	0.845	21.46	0.875	22.23	0.438	11.11	0.187	4.75	600	4136	450.99	204.57	1.000	25.40	2483.46	44.35	0.818	20.78	AZB
LHP 187K 02S													1.250	31.75	1774.71	31.69	0.996	25.30	AZC
LHP 187K 03S													1.500	38.10	1380.68	24.66	1.173	29.79	AZD
LHP 187K 04S													1.750	44.45	1129.83	20.18	1.351	34.32	AZE
LHP 187K 05S													2.000	50.80	956.12	17.07	1.528	38.81	AZF
LHP 187K 06S													2.500	63.50	731.25	13.06	1.883	47.83	AZH
LHP 177L 01S	0.970	24.64	1.000	25.40	0.500	12.70	0.177	4.50	300	2068	293.91	133.32	0.750	19.05	1953.38	34.88	0.600	15.24	AZ
LHP 177L 02S													1.000	25.40	1197.43	21.38	0.755	19.18	AZA
LHP 177L 03S													1.250	31.75	863.33	15.42	0.909	23.09	AZB
LHP 177L 04S													1.500	38.10	674.99	12.05	1.064	27.03	AZC
LHP 177L 05S													1.750	44.45	554.11	9.90	1.219	30.96	AZD
LHP 177L 06S													2.000	50.80	469.95	8.39	1.374	34.90	AZE
LHP 192L 01S	0.970	24.64	1.000	25.40	0.500	12.70	0.192	4.88	400	2758	391.89	177.76	0.750	19.05	3154.51	56.33	0.626	15.90	AZD
LHP 192L 02S													1.000	25.40	1874.27	33.47	0.791	20.09	AZE
LHP 192L 03S													1.250	31.75	1333.20	23.81	0.956	24.28	AZF
LHP 192L 04S													1.500	38.10	1034.54	18.47	1.121	28.47	AZG
LHP 192L 05S													1.750	44.45	845.20	15.09	1.286	32.66	AZH
LHP 192L 06S													2.000	50.80	714.45	12.76	1.451	36.86	AZH
LHP 207L 01S	0.970	24.64	1.000	25.40	0.500	12.70	0.207	5.26	500	3447	489.41	222.00	0.750	19.05	4962.33	88.62	0.652	16.56	AZE
LHP 207L 02S													1.000	25.40	2845.30	50.81	0.828	21.03	AZF
LHP 207L 03S													1.250	31.75	1994.43	35.62	1.004	25.50	AZG
LHP 207L 04S													1.500	38.10	1535.31	27.42	1.181	30.00	AZH
LHP 207L 05S													1.750	44.45	1248.01	22.29	1.357	34.47	AZJ
LHP 207L 06S													2.000	50.80	1051.29	18.77	1.534	38.96	AZK
LHP 218L 01S	0.970	24.64	1.000	25.40	0.500	12.70	0.218	5.54	600	4136	589.04	267.19	1.000	25.40	3867.03	69.06	0.848	21.54	AZF
LHP 218L 02S													1.250	31.75	2679.37	47.85	1.030	26.16	AZG
LHP 218L 03S													1.500	38.10	2049.82	36.61	1.213	30.81	AZH
LHP 218L 04S													1.750	44.45	1659.82	29.64	1.395	35.43	AZJ
LHP 218L 05S													2.000	50.80	1394.51	24.90	1.578	40.08	AZK
LHP 218L 06S													2.500	63.50	1056.69	18.87	1.943	49.35	AZL
LHP 262P 01S	1.460	37.08	1.500	38.10	0.875	22.23	0.262	6.65	300	2068	662.68	300.59	1.250	31.75	2272.67	40.59	0.958	24.33	AZK
LHP 262P 02S													1.500	38.10	1690.53	30.19	1.108	28.14	AZL
LHP 262P 03S													1.750	44.45	1345.80	24.03	1.258	31.95	AZM
LHP 262P 04S													2.000	50.80	1117.86	19.96	1.407	35.74	AZN
LHP 262P 05S													2.500	63.50	835.00	14.91	1.706	43.33	AZP
LHP 262P 06S													3.000	76.20	666.38	11.90	2.006	50.95	AZR
LHP 292P 01S	1.460	37.08	1.500	38.10	0.813	20.64	0.292	7.42	400	2758	883.57	400.79	1.250	31.75	4077.20	72.81	1.033	26.24	AZL
LHP 292P 02S													1.500	38.10	2964.43	52.94	1.202	30.53	AZM
LHP 292P 03S													1.750	44.45	2328.83	41.59	1.371	34.82	AZN
LHP 292P 04S													2.000	50.80	1917.67	34.25	1.539	39.09	AZO
LHP 292P 05S													2.500	63.50	1417.23	25.31	1.877	47.68	AZQ
LHP 292P 06S													3.000	76.20	1123.93	20.07	2.214	56.24	AZS

SPECIAL INSTRUCTIONS FOR HIGH PRESSURE COMPRESSION SERIES


PRICING: See Inside Back Cover for up to 199 pcs. To price or order up to 1000 pcs., visit leespring.com; 1000+ pcs. contact Lee Spring.
CALCULATIONS: Spring Rate and Approx. Load at Solid Hgt. are pre-calculated for Type 17-7 PH Stainless Steel.

COMPRESSION SPRINGS: HIGH PRESSURE SERIES (INCH)

ENDS ARE GROUND • Type 17-7 PH Stainless Steel (Shotpeened, Passivated)

LEE STOCK NUMBER	OUTSIDE DIAMETER		TO WORK IN HOLE DIAMETER		TO WORK OVER ROD DIAMETER		WIRE DIAMETER		PRESSURE @ 80% DEFLECTION		APPROX. LOAD AT SOLID HGT.		FREE LENGTH		SPRING RATE		SOLID HEIGHT		PRICE GROUP
	IN.	MM	IN.	MM	IN.	MM	IN.	MM	PSI	kPa	LB.	KG	IN.	MM	LB/IN.	KG/MM	IN.	MM	
LHP 312P 01S	1.460	37.08	1.500	38.10	0.750	19.05	0.312	7.92	500	3447	1104.46	500.98	1.250	31.75	6056.48	108.16	1.068	27.13	AZM
LHP 312P 02S													1.500	38.10	4328.03	77.29	1.245	31.62	AZN
LHP 312P 03S	1.460	37.08	1.500	38.10	0.750	19.05	0.312	7.92	500	3447	1104.46	500.98	1.750	44.45	3367.10	60.13	1.422	36.12	AZO
LHP 312P 04S													2.000	50.80	2755.35	49.21	1.599	40.61	AZP
LHP 312P 05S	1.460	37.08	1.500	38.10	0.750	19.05	0.312	7.92	500	3447	1104.46	500.98	2.500	63.50	2020.98	36.09	1.953	49.61	AZR
LHP 312P 06S													3.000	76.20	1595.69	28.50	2.308	58.62	AZT
LHP 331P 01S	1.460	37.08	1.500	38.10	0.750	19.05	0.331	8.41	600	4136	1325.35	601.18	1.500	38.10	6111.77	109.14	1.283	32.59	AZO
LHP 331P 02S													1.750	44.45	4707.41	84.06	1.468	37.29	AZP
LHP 331P 03S	1.460	37.08	1.500	38.10	0.750	19.05	0.331	8.41	600	4136	1325.35	601.18	2.000	50.80	3827.85	68.36	1.654	42.01	AZQ
LHP 331P 04S													2.500	63.50	2786.54	49.76	2.024	51.41	AZS
LHP 331P 05S	1.460	37.08	1.500	38.10	0.750	19.05	0.331	8.41	600	4136	1325.35	601.18	3.000	76.20	2190.62	39.12	2.395	60.83	AZU
LHP 331P 06S													3.500	88.90	1804.67	32.23	2.766	70.26	AZW
LHP 362U 01S	1.937	49.20	2.000	50.80	1.125	28.58	0.362	9.19	300	2068	1178.09	534.38	1.500	38.10	4337.47	77.46	1.228	31.19	AZP
LHP 362U 02S													1.750	44.45	3280.58	58.58	1.391	35.33	AZQ
LHP 362U 03S	1.937	49.20	2.000	50.80	1.125	28.58	0.362	9.19	300	2068	1178.09	534.38	2.000	50.80	2637.84	47.11	1.553	39.45	AZR
LHP 362U 04S													2.500	63.50	1895.20	33.84	1.878	47.70	AZT
LHP 362U 05S	1.937	49.20	2.000	50.80	1.125	28.58	0.362	9.19	300	2068	1178.09	534.38	3.000	76.20	1478.86	26.41	2.203	55.96	AZW
LHP 362U 06S													3.500	88.90	1212.49	21.65	2.528	64.21	AZX
LHP 375U 01S	1.937	49.20	2.000	50.80	1.063	26.99	0.375	9.53	400	2758	1570.79	712.51	1.500	38.10	5661.82	101.11	1.223	31.06	AZQ
LHP 375U 02S													1.750	44.45	4246.36	75.83	1.380	35.05	AZQ
LHP 375U 03S	1.937	49.20	2.000	50.80	1.063	26.99	0.375	9.53	400	2758	1570.79	712.51	2.000	50.80	3397.09	60.67	1.538	39.07	AZR
LHP 375U 04S													2.500	63.50	2426.49	43.33	1.853	47.07	AZT
LHP 375U 05S	1.937	49.20	2.000	50.80	1.063	26.99	0.375	9.53	400	2758	1570.79	712.51	3.000	76.20	1887.27	33.70	2.168	55.07	AZW
LHP 375U 06S													3.500	88.90	1544.13	27.58	2.483	63.07	AZX
LHP 406U 01S	1.937	49.20	2.000	50.80	1.000	25.40	0.406	10.31	500	3447	1963.49	890.64	1.500	38.10	8997.46	160.68	1.282	32.56	AZR
LHP 406U 02S													1.750	44.45	6599.42	117.85	1.452	36.88	AZR
LHP 406U 03S	1.937	49.20	2.000	50.80	1.000	25.40	0.406	10.31	500	3447	1963.49	890.64	2.000	50.80	5210.65	93.05	1.623	41.22	AZS
LHP 406U 04S													2.500	63.50	3667.21	65.49	1.965	49.91	AZU
LHP 406U 05S	1.937	49.20	2.000	50.80	1.000	25.40	0.406	10.31	500	3447	1963.49	890.64	3.000	76.20	2829.18	50.52	2.306	58.57	AZX
LHP 406U 06S													3.500	88.90	2302.92	41.13	2.647	67.23	AZY
LHP 437U 01S	1.937	49.20	2.000	50.80	1.000	25.40	0.437	11.10	600	4136	2356.19	1068.77	1.875	47.63	8840.22	157.87	1.608	40.84	AZS
LHP 437U 02S													2.000	50.80	7858.84	140.34	1.700	43.18	AZT
LHP 437U 03S	1.937	49.20	2.000	50.80	1.000	25.40	0.437	11.10	600	4136	2356.19	1068.77	2.500	63.50	5442.22	97.19	2.067	52.50	AZW
LHP 437U 04S													3.000	76.20	4162.30	74.33	2.434	61.82	AZY
LHP 437U 05S	1.937	49.20	2.000	50.80	1.000	25.40	0.437	11.10	600	4136	2356.19	1068.77	3.500	88.90	3369.78	60.18	2.801	71.15	AZZ
LHP 437U 06S													4.000	101.60	2830.79	50.55	3.168	80.47	AZZ

COMPRESSION SPRINGS

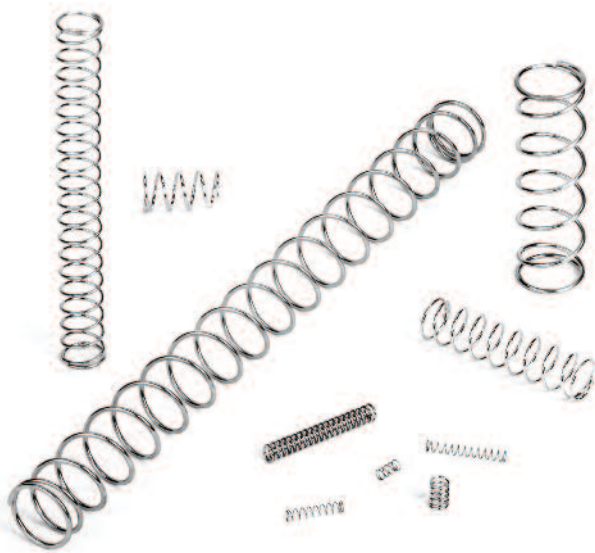


SPECIAL INSTRUCTIONS FOR HIGH PRESSURE COMPRESSION SERIES

PRICING: See Inside Back Cover for up to 199 pcs. To price or order up to 1000 pcs., visit leespring.com; 1000+ pcs. contact Lee Spring.
CALCULATIONS: Spring Rate and Approx. Load at Solid Hgt. are pre-calculated for Type 17-7 PH Stainless Steel.

DIN-Plus Compression Springs

Standard DIN Sizes Plus Improved Corrosion Resistance



The Lee Spring DIN-Plus Compression Spring Series offers a large selection of standard DIN size springs to meet increasing global demand for metric designs with the added benefit of excellent corrosion resistance.

The DIN-Plus Series is offered in two standard DIN Series types:

DIN2098 Part 2 – This smaller range of DIN2098 compression springs are made from stainless steel grade EN 10270-3-1.4310-NS available in sizes from 1.0mm (0.039”) to 52.4mm (2.063”) long. Wire sizes range from 0.1mm (0.004”) up to 0.4mm (0.016”) over a selection of outside diameters to work inside hole diameters from 0.8mm (0.032”) to 6.0mm (0.237”). All parts are right hand wound with ends squared, and not ground. The Lee Spring DIN-Plus Part 2 range is distinguished from other commercial offerings with Lee Spring’s passivation finish, which maximizes the essential corrosion resistance versus non-passivated stainless steel.

DIN2098 Part 1 – This series includes the more standard to larger range of DIN2098 compression springs made of spring steel grade EN 10270-1-SH available in sizes from 4.4mm (0.173”) to 1015mm (39.961”) long. Wire sizes go from 0.5mm (0.020”) up to 10mm (0.394”) over a selection of outside diameters to work inside hole diameters from 3.4mm (0.134”) to 140mm (5.512”). All parts are right hand wound with ends squared and ground for added stability under heavy loading. This series is also preset for wire sizes 1.25mm (0.049”) and up which increases load carrying ability. The Lee Spring DIN-Plus Part 1 range also includes a zinc plate finish, which improves corrosion resistance and distinguishes the Lee Spring DIN-Plus Series from many other commercial offerings available.

COMPRESSION SPRINGS



Lee Spring can manufacture custom compression springs to your specifications. Contact us today!

DIN-Plus Compression Springs

Guide to using tables

COMPRESSION SPRINGS

Lee Stock Number:
Lee Spring Part Number.

To Work in Hole Diameter:
Suggested minimum hole size if needed for spring containment.

Nominal Wire Diameter:
In ascending order of size, within each group of outside diameters.

Working Height:
Suggested shortest operating height to avoid loading overstress.

Spring Rate:
Change in load or force per unit of deflection.

Price Group:
Reference for price list. See fold-out section at rear of book.

LEE STOCK NUMBER	OUTSIDE DIAMETER		TO WORK IN HOLE DIAMETER		TO WORK OVER ROD DIAMETER		NOMINAL WIRE DIAMETER		NOMINAL LOAD		WORKING HEIGHT		NOMINAL FREE LENGTH		SPRING RATE		SOLID HEIGHT		PRICE GROUP
	MM	IN.	MM	IN.	MM	IN.	MM	IN.	N	LB.	MM	IN.	N/MM	LB/IN.	MM	IN.			
CID010ZA 01S											0.70	0.028	1.00	0.039	2.050	11.705	0.65	0.026	M
CID010ZA 02S											1.00	0.039	1.40	0.055	1.304	7.446	0.85	0.033	M
CID010ZA 03S	0.60	0.024	0.80	0.032	0.30	0.011	0.10	0.004	0.53	0.119	1.30	0.051	2.00	0.079	0.843	4.813	1.15	0.045	M
CID010ZA 04S											1.80	0.071	2.70	0.106	0.569	3.249	1.55	0.061	M
CID010ZA 05S											2.50	0.098	3.90	0.154	0.382	2.181	2.15	0.085	M
CID010ZB 01S											0.70	0.028	1.20	0.047	1.020	5.824	0.65	0.026	M
CID010ZB 02S											1.00	0.039	1.70	0.067	0.647	3.694	0.85	0.033	M
CID010ZB 03S	0.73	0.029	0.90	0.036	0.40	0.015	0.10	0.004	0.45	0.101	1.30	0.051	2.40	0.079	0.843	4.813	1.15	0.045	M

Outside Diameter:
Spring outer diameter, parts listed in ascending order.

To Work Over Rod Diameter:
Suggested maximum rod size if needed to guide the inside of the spring.

Nominal Load:
The approximate load or force to compress spring to the working height.

Nominal Free Length:
The overall height of a spring in the unloaded position.

Solid Height:
Length when fully compressed.

Additional Information

- Avoid operating beyond the listed Nominal Load and Working Height, or the stresses may cause permanent spring set or failure.
- Spring Rate is given as an approximate figure to allow manufacturing adjustment to maintain Nominal Load and Nominal Free Length.
- The listed Work In Hole Diameter and Work Over Rod Diameter are specified as per DIN 2098. To discuss spring fitting around different assembly sizes please call Lee Spring's Engineering Department, (888) 777-4647, prompt 3.

How to Determine Price

1. Select the spring you want by LEE STOCK NUMBER.
2. Read across to the last column PRICE GROUP to obtain the price code: when applicable, select the price code that corresponds to the material type required.
3. Refer to the PRICE GROUP in the appropriate pricing chart by spring type located in the back of this catalog for pricing up to 199 pieces of an item.
4. Prices subject to change without notice.

FREE SHIPPING AVAILABLE

See Price List in back of catalog for details.

COMPRESSION SPRINGS: DIN-PLUS SERIES—PART 2 (METRIC)

ENDS NOT GROUND • Stainless Steel EN 10270-3 Grade 1.4310-NS (Passivated)

LEE STOCK NUMBER	OUTSIDE DIAMETER		TO WORK IN HOLE DIAMETER		TO WORK OVER ROD DIAMETER		NOMINAL WIRE DIAMETER		NOMINAL LOAD		WORKING HEIGHT		NOMINAL FREE LENGTH		SPRING RATE		SOLID HEIGHT		PRICE GROUP
	MM	IN.	MM	IN.	MM	IN.	MM	IN.	N	LB.	MM	IN.	MM	IN.	N/MM	LB/IN.	MM	IN.	
CID010ZA 01S	0.60	0.024	0.80	0.032	0.30	0.011	0.10	0.004	0.53	0.119	0.70	0.028	1.01	0.040	2.050	11.705	0.65	0.026	M
CID010ZA 02S											1.00	0.039	1.46	0.057	1.304	7.446	0.85	0.033	M
CID010ZA 03S											1.30	0.051	2.02	0.079	0.843	4.813	1.15	0.045	M
CID010ZA 04S											1.80	0.071	2.87	0.113	0.569	3.249	1.55	0.061	M
CID010ZA 05S											2.50	0.098	4.06	0.160	0.382	2.181	2.15	0.085	M
CID010ZB 01S	0.73	0.029	0.90	0.036	0.40	0.015	0.10	0.004	0.45	0.101	0.70	0.028	1.20	0.047	1.020	5.824	0.65	0.026	M
CID010ZB 02S											1.00	0.039	1.70	0.067	0.647	3.694	0.85	0.033	M
CID010ZB 03S											1.30	0.051	2.40	0.094	0.422	2.410	1.15	0.045	M
CID010ZB 04S											1.80	0.071	3.40	0.134	0.284	1.622	1.55	0.061	M
CID010ZB 05S											2.60	0.102	4.90	0.193	0.196	1.119	2.15	0.085	M
CID012ZC 01S	0.75	0.030	0.90	0.036	0.40	0.015	0.12	0.005	0.75	0.167	0.90	0.035	1.28	0.051	2.148	12.265	0.78	0.031	M
CID012ZC 02S											1.20	0.047	1.81	0.071	1.363	7.783	1.02	0.040	M
CID012ZC 03S											1.60	0.063	2.56	0.100	0.883	5.042	1.38	0.054	M
CID012ZC 04S											2.20	0.087	3.62	0.142	0.598	3.415	1.86	0.073	M
CID012ZC 05S											3.00	0.118	5.08	0.200	0.402	2.295	2.58	0.102	M
CID010ZD 01S	0.90	0.035	1.10	0.044	0.50	0.019	0.10	0.004	0.37	0.084	0.70	0.028	1.50	0.059	0.500	2.855	0.65	0.026	M
CID010ZD 02S											1.00	0.039	2.20	0.087	0.314	1.793	0.85	0.033	M
CID010ZD 03S											1.40	0.055	3.20	0.126	0.206	1.176	1.15	0.045	M
CID010ZD 04S											1.90	0.075	4.60	0.181	0.137	0.782	1.55	0.061	M
CID010ZD 05S											2.70	0.106	6.60	0.260	0.098	0.560	2.15	0.085	M
CID012ZE 01S	0.92	0.036	1.10	0.044	0.50	0.019	0.12	0.005	0.63	0.141	0.90	0.035	1.52	0.060	1.049	5.990	0.78	0.031	M
CID012ZE 02S											1.20	0.047	2.18	0.086	0.667	3.809	1.02	0.040	M
CID012ZE 03S											1.60	0.063	3.13	0.123	0.431	2.461	1.38	0.054	M
CID012ZE 04S											2.20	0.087	4.46	0.176	0.294	1.679	1.86	0.073	M
CID012ZE 05S											3.10	0.122	6.43	0.253	0.196	1.119	2.58	0.102	M
CID016ZF 01S	0.96	0.038	1.20	0.048	0.40	0.015	0.16	0.006	1.36	0.306	1.20	0.047	1.60	0.063	3.295	18.814	1.04	0.041	J
CID016ZF 02S											1.50	0.059	2.20	0.087	2.099	11.985	1.36	0.054	J
CID016ZF 03S											2.10	0.083	3.10	0.122	1.353	7.725	1.84	0.072	J
CID016ZF 04S											2.90	0.114	4.40	0.173	0.922	5.265	2.48	0.098	J
CID016ZF 05S											4.00	0.157	6.20	0.244	0.628	3.586	3.44	0.135	J
CID010ZG 01S	1.10	0.043	1.40	0.056	0.70	0.027	0.10	0.004	0.30	0.068	0.80	0.031	2.00	0.079	0.255	1.456	0.65	0.026	L
CID010ZG 02S											1.00	0.039	2.90	0.114	0.167	0.954	0.85	0.033	L
CID010ZG 03S											1.40	0.055	4.40	0.173	0.108	0.617	1.15	0.045	L
CID010ZG 04S											2.00	0.079	6.30	0.248	0.069	0.394	1.55	0.061	L
CID010ZG 05S											2.80	0.110	9.20	0.362	0.049	0.280	2.15	0.085	L
CID012ZH 01S	1.12	0.044	1.40	0.056	0.60	0.023	0.12	0.005	0.52	0.117	0.90	0.035	1.92	0.076	0.539	3.078	0.78	0.031	M
CID012ZH 02S											1.20	0.047	2.82	0.111	0.343	1.958	1.02	0.040	M
CID012ZH 03S											1.70	0.067	4.22	0.166	0.226	1.290	1.38	0.054	M
CID012ZH 04S											2.30	0.091	6.01	0.237	0.147	0.839	1.86	0.073	M
CID012ZH 05S											3.20	0.126	8.67	0.341	0.098	0.560	2.58	0.102	M

COMPRESSION SPRINGS

SPECIAL INSTRUCTIONS FOR DIN-PLUS SERIES—PART 2

PRICING: See Inside Back Cover for up to 199 pcs. To price or order up to 1000 pcs., visit leespring.com; 1000+ pcs. contact Lee Spring.
CALCULATIONS: Spring Rate and Nominal Load are pre-calculated for Stainless Steel.

COMPRESSION SPRINGS: DIN-PLUS SERIES- PART 2 (METRIC)

ENDS NOT GROUND • Stainless Steel EN 10270-3 Grade 1.4310-NS (Passivated)

COMPRESSION SPRINGS

LEE STOCK NUMBER	OUTSIDE DIAMETER		TO WORK IN HOLE DIAMETER		TO WORK OVER ROD DIAMETER		NOMINAL WIRE DIAMETER		NOMINAL LOAD		WORKING HEIGHT		NOMINAL FREE LENGTH		SPRING RATE		SOLID HEIGHT		PRICE GROUP
	MM	IN.	MM	IN.	MM	IN.	MM	IN.	N	LB.	MM	IN.	MM	IN.	N/MM	LB/IN.	MM	IN.	
CID016ZJ 01S	1.16	0.046	1.40	0.056	0.60	0.023	0.16	0.006	1.18	0.265	1.20	0.047	1.90	0.075	1.687	9.633	1.04	0.041	J
CID016ZJ 02S											1.60	0.063	2.70	0.106	1.079	6.161	1.36	0.054	J
CID016ZJ 03S											2.20	0.087	3.80	0.150	0.696	3.974	1.84	0.072	J
CID016ZJ 04S											2.90	0.114	5.40	0.213	0.471	2.689	2.48	0.098	J
CID016ZJ 05S											4.10	0.161	7.80	0.307	0.324	1.850	3.44	0.135	J
CID020ZK 01S	1.20	0.047	1.40	0.056	0.60	0.023	0.20	0.008	2.14	0.481	1.40	0.055	2.00	0.079	4.089	23.348	1.30	0.051	J
CID020ZK 02S											1.90	0.075	2.70	0.106	2.599	14.840	1.70	0.067	J
CID020ZK 03S											2.60	0.102	3.90	0.154	1.687	9.633	2.30	0.091	J
CID020ZK 04S											3.60	0.142	5.50	0.217	1.147	6.549	3.10	0.122	J
CID020ZK 05S											5.00	0.197	7.80	0.307	0.775	4.425	4.30	0.169	J
CID010ZL 01S	1.30	0.051	1.60	0.063	0.80	0.031	0.10	0.004	0.27	0.060	0.80	0.031	2.60	0.102	0.147	0.839	0.65	0.026	L
CID010ZL 02S											1.10	0.043	3.80	0.150	0.098	0.560	0.85	0.033	L
CID010ZL 03S											1.50	0.059	5.80	0.228	0.059	0.337	1.15	0.045	L
CID010ZL 04S											2.10	0.083	8.40	0.331	0.039	0.223	1.55	0.061	L
CID010ZL 05S											2.90	0.114	12.20	0.480	0.029	0.166	2.15	0.085	L
CID012ZM 01S	1.32	0.052	1.60	0.063	0.80	0.031	0.12	0.005	0.44	0.099	0.90	0.035	2.42	0.095	0.314	1.793	0.78	0.031	L
CID012ZM 02S											1.20	0.047	3.59	0.142	0.196	1.119	1.02	0.040	L
CID012ZM 03S											1.70	0.067	5.41	0.213	0.127	0.725	1.38	0.054	L
CID012ZM 04S											2.40	0.094	7.84	0.309	0.088	0.502	1.86	0.073	L
CID012ZM 05S											3.30	0.130	11.37	0.448	0.059	0.337	2.58	0.102	L
CID016ZN 01S	1.36	0.054	1.60	0.063	0.80	0.031	0.16	0.006	1.01	0.227	1.20	0.047	2.20	0.087	0.981	5.601	1.04	0.041	J
CID016ZN 02S											1.60	0.063	3.20	0.126	0.618	3.529	1.36	0.054	J
CID016ZN 03S											2.20	0.087	4.70	0.185	0.402	2.295	1.84	0.072	J
CID016ZN 04S											3.00	0.118	6.70	0.264	0.275	1.570	2.48	0.098	J
CID016ZN 05S											4.20	0.165	9.70	0.382	0.186	1.062	3.44	0.135	J
CID020ZA 01S	1.40	0.055	1.70	0.067	0.80	0.031	0.20	0.008	1.89	0.426	1.50	0.059	2.30	0.091	2.363	13.492	1.30	0.051	J
CID020ZA 02S											1.90	0.075	3.20	0.126	1.510	8.622	1.70	0.067	J
CID020ZA 03S											2.70	0.106	4.60	0.181	0.971	5.544	2.30	0.091	J
CID020ZA 04S											3.70	0.146	6.50	0.256	0.667	3.809	3.10	0.122	J
CID020ZA 05S											5.10	0.201	9.30	0.366	0.451	2.575	4.30	0.169	J
CID025ZP 01S	1.45	0.057	1.70	0.067	0.70	0.027	0.25	0.010	3.42	0.770	1.80	0.071	2.40	0.094	5.786	33.037	1.63	0.064	J
CID025ZP 02S											2.40	0.094	3.30	0.130	3.677	20.995	2.13	0.084	J
CID025ZP 03S											3.30	0.130	4.70	0.185	2.383	13.607	2.88	0.113	J
CID025ZP 04S											4.50	0.177	6.60	0.260	1.618	9.239	3.88	0.153	J
CID025ZP 05S											6.30	0.248	9.40	0.370	1.098	6.269	5.38	0.212	J
CID012ZQ 01S	1.72	0.068	2.10	0.083	1.20	0.047	0.12	0.005	0.34	0.077	1.00	0.039	3.84	0.151	0.127	0.725	0.78	0.031	J
CID012ZQ 02S											1.30	0.051	5.77	0.227	0.088	0.502	1.02	0.040	J
CID012ZQ 03S											1.90	0.075	8.81	0.347	0.059	0.337	1.38	0.054	J
CID012ZQ 04S											2.60	0.102	12.76	0.502	0.039	0.223	1.86	0.073	J
CID012ZQ 05S											3.60	0.142	18.66	0.735	0.029	0.166	2.58	0.102	J

SPECIAL INSTRUCTIONS FOR DIN-PLUS SERIES-PART 2

PRICING: See Inside Back Cover for up to 199 pcs. To price or order up to 1000 pcs., visit leespring.com; 1000+ pcs. contact Lee Spring.
CALCULATIONS: Spring Rate and Nominal Load are pre-calculated for Stainless Steel.

COMPRESSION SPRINGS: DIN-PLUS SERIES— PART 2 (METRIC)

ENDS NOT GROUND • Stainless Steel EN 10270-3 Grade 1.4310-NS (Passivated)

LEE STOCK NUMBER	OUTSIDE DIAMETER		TO WORK IN HOLE DIAMETER		TO WORK OVER ROD DIAMETER		NOMINAL WIRE DIAMETER		NOMINAL LOAD		WORKING HEIGHT		NOMINAL FREE LENGTH		SPRING RATE		SOLID HEIGHT		PRICE GROUP
	MM	IN.	MM	IN.	MM	IN.	MM	IN.	N	LB.	MM	IN.	MM	IN.	N/MM	LB/IN.	MM	IN.	
CID016ZR 01S	1.76	0.069	2.10	0.083	1.10	0.043	0.16	0.006	0.79	0.176	1.20	0.047	3.10	0.122	0.412	2.352	1.04	0.041	J
CID016ZR 02S											1.70	0.067	4.70	0.185	0.265	1.513	1.36	0.054	J
CID016ZR 03S	1.76	0.069	2.10	0.083	1.10	0.043	0.16	0.006	0.79	0.176	2.30	0.091	7.00	0.276	0.167	0.954	1.84	0.072	J
CID016ZR 04S											3.20	0.126	10.00	0.394	0.118	0.674	2.48	0.098	J
CID016ZR 05S	4.50	0.177	14.60	0.575	0.078	0.445	3.44	0.135	J										
CID020ZS 01S	1.80	0.071	2.10	0.083	1.10	0.043	0.20	0.008	1.50	0.337	1.50	0.059	3.00	0.118	1.000	5.710	1.30	0.051	J
CID020ZS 02S											2.00	0.079	4.40	0.173	0.637	3.637	1.70	0.067	J
CID020ZS 03S	1.80	0.071	2.10	0.083	1.10	0.043	0.20	0.008	1.50	0.337	2.80	0.110	6.40	0.252	0.412	2.352	2.30	0.091	J
CID020ZS 04S											3.80	0.150	9.20	0.362	0.284	1.622	3.10	0.122	J
CID020ZS 05S	5.30	0.209	13.30	0.524	0.186	1.062	4.30	0.169	J										
CID025ZT 01S	1.85	0.073	2.10	0.083	1.10	0.043	0.25	0.010	2.82	0.633	1.80	0.071	3.00	0.118	2.442	13.944	1.63	0.064	J
CID025ZT 02S											2.40	0.094	4.30	0.169	1.549	8.845	2.13	0.084	J
CID025ZT 03S	1.85	0.073	2.10	0.083	1.10	0.043	0.25	0.010	2.82	0.633	3.40	0.134	6.20	0.244	1.000	5.710	2.88	0.113	J
CID025ZT 04S											4.60	0.181	8.70	0.343	0.686	3.917	3.88	0.153	J
CID025ZT 05S	6.50	0.256	12.50	0.492	0.461	2.632	5.38	0.212	J										
CID032ZU 01S	1.92	0.076	2.20	0.087	1.00	0.039	0.32	0.013	5.47	1.230	2.30	0.091	3.10	0.122	6.551	37.406	2.08	0.082	J
CID032ZU 02S											3.10	0.122	4.40	0.173	4.168	23.799	2.72	0.107	J
CID032ZU 03S	1.92	0.076	2.20	0.087	1.00	0.039	0.32	0.013	5.47	1.230	4.20	0.165	6.30	0.248	2.697	15.400	3.68	0.145	J
CID032ZU 04S											5.80	0.228	8.70	0.343	1.834	10.472	4.96	0.195	J
CID032ZU 05S	8.10	0.319	12.50	0.492	1.236	7.057	6.88	0.271	J										
CID016AB 01S	2.16	0.085	2.50	0.099	1.50	0.059	0.16	0.006	0.65	0.145	1.30	0.051	4.30	0.169	0.216	1.233	1.04	0.041	J
CID016AB 02S											1.80	0.071	6.50	0.256	0.137	0.782	1.36	0.054	J
CID016AB 03S	2.16	0.085	2.50	0.099	1.50	0.059	0.16	0.006	0.65	0.145	2.40	0.094	9.80	0.386	0.088	0.502	1.84	0.072	J
CID016AB 04S											3.40	0.134	14.20	0.559	0.059	0.337	2.48	0.098	J
CID016AB 05S	4.80	0.189	20.90	0.823	0.039	0.223	3.44	0.135	J										
CID020AC 01S	2.20	0.087	2.60	0.103	1.50	0.059	0.20	0.008	1.24	0.278	1.50	0.059	4.00	0.157	0.510	2.912	1.30	0.051	J
CID020AC 02S											2.10	0.083	5.90	0.232	0.324	1.850	1.70	0.067	J
CID020AC 03S	2.20	0.087	2.60	0.103	1.50	0.059	0.20	0.008	1.24	0.278	2.90	0.114	8.70	0.343	0.206	1.176	2.30	0.091	J
CID020AC 04S											4.00	0.157	12.60	0.496	0.147	0.839	3.10	0.122	J
CID020AC 05S	5.60	0.220	18.30	0.720	0.098	0.560	4.30	0.169	J										
CID025BA 01S	2.25	0.089	2.60	0.103	1.50	0.059	0.25	0.010	2.34	0.527	1.90	0.075	3.70	0.146	1.245	7.109	1.63	0.064	J
CID025BA 02S											2.50	0.098	5.50	0.217	0.794	4.534	2.13	0.084	J
CID025BA 03S	2.25	0.089	2.60	0.103	1.50	0.059	0.25	0.010	2.34	0.527	3.50	0.138	8.00	0.315	0.510	2.912	2.88	0.113	J
CID025BA 04S											4.70	0.185	11.40	0.449	0.353	2.016	3.88	0.153	J
CID025BA 05S	6.70	0.264	16.60	0.654	0.235	1.342	5.38	0.212	J										
CID032BB 01S	2.32	0.091	2.60	0.103	1.40	0.055	0.32	0.013	4.69	1.054	2.30	0.091	3.70	0.146	3.354	19.151	2.08	0.082	J
CID032BB 02S											3.10	0.122	5.30	0.209	2.138	12.208	2.72	0.107	J
CID032BB 03S	2.32	0.091	2.60	0.103	1.40	0.055	0.32	0.013	4.69	1.054	4.30	0.169	7.70	0.303	1.383	7.897	3.68	0.145	J
CID032BB 04S											5.90	0.232	10.90	0.429	0.941	5.373	4.96	0.195	J
CID032BB 05S	8.20	0.323	15.60	0.614	0.637	3.637	6.88	0.271	J										

COMPRESSION SPRINGS

SPECIAL INSTRUCTIONS FOR DIN-PLUS SERIES—PART 2

PRICING: See Inside Back Cover for up to 199 pcs. To price or order up to 1000 pcs., visit leespring.com; 1000+ pcs. contact Lee Spring.
CALCULATIONS: Spring Rate and Nominal Load are pre-calculated for Stainless Steel.

COMPRESSION SPRINGS: DIN-PLUS SERIES— PART 2 (METRIC)

ENDS NOT GROUND • Stainless Steel EN 10270-3 Grade 1.4310-NS (Passivated)

COMPRESSION SPRINGS

LEE STOCK NUMBER	OUTSIDE DIAMETER		TO WORK IN HOLE DIAMETER		TO WORK OVER ROD DIAMETER		NOMINAL WIRE DIAMETER		NOMINAL LOAD		WORKING HEIGHT		NOMINAL FREE LENGTH		SPRING RATE		SOLID HEIGHT		PRICE GROUP
	MM	IN.	MM	IN.	MM	IN.	MM	IN.	N	LB.	MM	IN.	MM	IN.	N/MM	LB/IN.	MM	IN.	
CID040BC 01S	2.40	0.094	2.80	0.111	1.30	0.051	0.40	0.016	8.55	1.922	2.90	0.114	3.90	0.154	8.179	46.701	2.60	0.102	J
CID040BC 02S											3.80	0.150	5.50	0.217	5.207	29.731	3.40	0.134	J
CID040BC 03S	2.40	0.094	2.80	0.111	1.30	0.051	0.40	0.016	8.55	1.922	5.30	0.209	7.80	0.307	3.373	19.259	4.60	0.181	J
CID040BC 04S											7.20	0.283	10.90	0.429	2.295	13.104	6.20	0.244	J
CID040BC 05S											10.10	0.398	15.60	0.614	1.549	8.845	8.60	0.339	J
CID020CA 01S	2.70	0.106	3.10	0.123	2.00	0.078	0.20	0.008	1.00	0.225	1.60	0.063	5.40	0.213	0.265	1.513	1.30	0.051	J
CID020CA 02S											2.20	0.087	8.20	0.323	0.167	0.954	1.70	0.067	J
CID020CA 03S	2.70	0.106	3.10	0.123	2.00	0.078	0.20	0.008	1.00	0.225	3.10	0.122	12.40	0.488	0.108	0.617	2.30	0.091	J
CID020CA 04S											4.20	0.165	17.90	0.705	0.069	0.394	3.10	0.122	J
CID020CA 05S											5.90	0.232	26.20	1.031	0.049	0.280	4.30	0.169	J
CID025CB 01S	2.75	0.108	3.10	0.123	1.90	0.074	0.25	0.010	1.92	0.432	1.90	0.075	4.90	0.193	0.637	3.637	1.63	0.064	J
CID025CB 02S											2.60	0.102	7.30	0.287	0.412	2.352	2.13	0.084	J
CID025CB 03S	2.75	0.108	3.10	0.123	1.90	0.074	0.25	0.010	1.92	0.432	3.60	0.142	10.90	0.429	0.265	1.513	2.88	0.113	J
CID025CB 04S											5.00	0.197	15.70	0.618	0.177	1.011	3.88	0.153	J
CID025CB 05S											7.00	0.276	22.90	0.902	0.118	0.674	5.38	0.212	J
CID032CC 01S	2.82	0.111	3.10	0.123	1.90	0.074	0.32	0.013	3.91	0.880	2.40	0.094	4.70	0.185	1.716	9.798	2.08	0.082	J
CID032CC 02S											3.20	0.126	6.80	0.268	1.089	6.218	2.72	0.107	J
CID032CC 03S	2.82	0.111	3.10	0.123	1.90	0.074	0.32	0.013	3.91	0.880	4.40	0.173	10.00	0.394	0.706	4.031	3.68	0.145	J
CID032CC 04S											6.10	0.240	14.20	0.559	0.481	2.746	4.96	0.195	J
CID032CC 05S											8.50	0.335	20.60	0.811	0.324	1.850	6.88	0.271	J
CID040CD 01S	2.90	0.114	3.30	0.130	1.80	0.070	0.40	0.016	7.33	1.647	2.90	0.114	4.70	0.185	4.187	23.907	2.60	0.102	J
CID040CD 02S											3.90	0.154	6.70	0.264	2.667	15.228	3.40	0.134	J
CID040CD 03S	2.90	0.114	3.30	0.130	1.80	0.070	0.40	0.016	7.33	1.647	5.40	0.213	9.60	0.378	1.726	9.855	4.60	0.181	J
CID040CD 04S											7.30	0.287	13.60	0.535	1.177	6.721	6.20	0.244	J
CID040CD 05S											10.30	0.406	19.50	0.768	0.794	4.534	8.60	0.339	J
CID025DA 01S	3.45	0.136	4.00	0.158	2.50	0.098	0.25	0.010	1.53	0.344	2.00	0.079	7.10	0.280	0.304	1.736	1.63	0.064	J
CID025DA 02S											2.80	0.110	10.70	0.421	0.196	1.119	2.13	0.084	J
CID025DA 03S	3.45	0.136	4.00	0.158	2.50	0.098	0.25	0.010	1.53	0.344	3.80	0.150	16.10	0.634	0.127	0.725	2.88	0.113	J
CID025DA 04S											5.30	0.209	23.30	0.917	0.088	0.502	3.88	0.153	J
CID025DA 05S											7.50	0.295	34.10	1.343	0.059	0.337	5.38	0.212	J
CID032DB 01S	3.52	0.139	4.00	0.158	2.40	0.094	0.32	0.013	3.16	0.710	2.50	0.098	6.30	0.248	0.814	4.648	2.08	0.082	J
CID032DB 02S											3.30	0.130	9.40	0.370	0.520	2.969	2.72	0.107	J
CID032DB 03S	3.52	0.139	4.00	0.158	2.40	0.094	0.32	0.013	3.16	0.710	4.60	0.181	14.00	0.551	0.333	1.901	3.68	0.145	J
CID032DB 04S											6.30	0.248	20.10	0.791	0.226	1.290	4.96	0.195	J
CID032DB 05S											8.90	0.350	29.30	1.154	0.157	0.896	6.88	0.271	J
CID040DC 01S	3.60	0.142	4.00	0.158	2.50	0.098	0.40	0.016	6.00	1.349	3.00	0.118	6.00	0.236	2.001	11.426	2.60	0.102	J
CID040DC 02S											4.00	0.157	8.70	0.343	1.275	7.280	3.40	0.134	J
CID040DC 03S	3.60	0.142	4.00	0.158	2.50	0.098	0.40	0.016	6.00	1.349	5.50	0.217	12.80	0.504	0.824	4.705	4.60	0.181	J
CID040DC 04S											7.60	0.299	18.30	0.720	0.559	3.192	6.20	0.244	J
CID040DC 05S											10.70	0.421	26.50	1.043	0.382	2.181	8.60	0.339	J

SPECIAL INSTRUCTIONS FOR DIN-PLUS SERIES—PART 2

PRICING: See Inside Back Cover for up to 199 pcs. To price or order up to 1000 pcs., visit leespring.com; 1000+ pcs. contact Lee Spring.
CALCULATIONS: Spring Rate and Nominal Load are pre-calculated for Stainless Steel.

COMPRESSION SPRINGS: DIN-PLUS SERIES—PART 2 (METRIC)

ENDS NOT GROUND • Stainless Steel EN 10270-3 Grade 1.4310-NS (Passivated)

LEE STOCK NUMBER	OUTSIDE DIAMETER		TO WORK IN HOLE DIAMETER		TO WORK OVER ROD DIAMETER		NOMINAL WIRE DIAMETER		NOMINAL LOAD		WORKING HEIGHT		NOMINAL FREE LENGTH		SPRING RATE		SOLID HEIGHT		PRICE GROUP
	MM	IN.	MM	IN.	MM	IN.	MM	IN.	N	LB.	MM	IN.	MM	IN.	N/MM	LB/IN.	MM	IN.	
CID032DF 01S	4.32	0.170	4.80	0.189	3.20	0.125	0.32	0.013	2.57	0.578	2.60	0.102	8.70	0.343	0.422	2.410	2.08	0.082	J
CID032DF 02S											3.50	0.138	13.10	0.516	0.265	1.513	2.72	0.107	J
CID032DF 03S	4.32	0.170	4.80	0.189	3.20	0.125	0.32	0.013	2.57	0.578	4.90	0.193	19.80	0.780	0.177	1.011	3.68	0.145	J
CID032DF 04S											6.70	0.264	28.60	1.126	0.118	0.674	4.96	0.195	J
CID032DF 05S	4.32	0.170	4.80	0.189	3.20	0.125	0.32	0.013	2.57	0.578	9.50	0.374	41.90	1.650	0.078	0.445	6.88	0.271	J
CID040DG 01S	4.40	0.173	5.00	0.197	3.20	0.125	0.40	0.016	4.93	1.109	3.10	0.122	7.90	0.311	1.020	5.824	2.60	0.102	J
CID040DG 02S											4.20	0.165	11.70	0.461	0.647	3.694	3.40	0.134	J
CID040DG 03S	4.40	0.173	5.00	0.197	3.20	0.125	0.40	0.016	4.93	1.109	5.80	0.228	17.50	0.689	0.422	2.410	4.60	0.181	J
CID040DG 04S											7.90	0.311	25.10	0.988	0.284	1.622	6.20	0.244	J
CID040DG 05S	4.40	0.173	5.00	0.197	3.20	0.125	0.40	0.016	4.93	1.109	11.20	0.441	36.60	1.441	0.196	1.119	8.60	0.339	J
CID040EG 01S	5.40	0.213	6.00	0.237	4.10	0.161	0.40	0.016	4.01	0.902	3.20	0.126	10.90	0.429	0.520	2.969	2.60	0.102	J
CID040EG 02S											4.40	0.173	16.40	0.646	0.333	1.901	3.40	0.134	J
CID040EG 03S	5.40	0.213	6.00	0.237	4.10	0.161	0.40	0.016	4.01	0.902	6.10	0.240	24.70	0.972	0.216	1.233	4.60	0.181	J
CID040EG 04S											8.40	0.331	35.80	1.409	0.147	0.839	6.20	0.244	J
CID040EG 05S	5.40	0.213	6.00	0.237	4.10	0.161	0.40	0.016	4.01	0.902	11.90	0.469	52.40	2.063	0.098	0.560	8.60	0.339	J

COMPRESSION SPRINGS

SPECIAL INSTRUCTIONS FOR DIN-PLUS SERIES—PART 2

PRICING: See Inside Back Cover for up to 199 pcs. To price or order up to 1000 pcs., visit leespring.com; 1000+ pcs. contact Lee Spring.
CALCULATIONS: Spring Rate and Nominal Load are pre-calculated for Stainless Steel.

COMPRESSION SPRINGS: DIN-PLUS SERIES- PART 1 (METRIC)

ENDS ARE GROUND • Spring Steel EN 10270-1-SH (Plated)

COMPRESSION SPRINGS

LEE STOCK NUMBER	OUTSIDE DIAMETER		TO WORK IN HOLE DIAMETER		TO WORK OVER ROD DIAMETER		NOMINAL WIRE DIAMETER		NOMINAL LOAD		WORKING HEIGHT		NOMINAL FREE LENGTH		SPRING RATE		SOLID HEIGHT		PRICE GROUP
	MM	IN.	MM	IN.	MM	IN.	MM	IN.	N	LB.	MM	IN.	MM	IN.	N/MM	LB/IN.	MM	IN.	
LCD050AA 01 M	3.00	0.118	3.40	0.134	1.70	0.066	0.50	0.020	10.40	2.337	3.50	0.138	4.40	0.173	11.57	66.06	2.75	0.108	F
LCD050AA 02 M											4.70	0.185	6.10	0.240	7.42	42.37	3.75	0.148	F
LCD050AA 03 M											6.50	0.256	8.70	0.343	4.80	27.41	5.25	0.207	F
LCD050AA 04 M											9.00	0.354	12.00	0.472	3.27	18.67	7.25	0.285	F
LCD050AA 05 M											12.80	0.504	17.50	0.689	2.21	12.62	10.25	0.404	F
LCD050AB 01 M	3.70	0.146	4.10	0.162	2.40	0.094	0.50	0.020	10.00	2.249	3.70	0.146	5.50	0.217	5.57	31.80	2.75	0.108	F
LCD050AB 02 M											5.10	0.201	7.90	0.311	3.53	20.16	3.75	0.148	F
LCD050AB 03 M											7.10	0.280	11.50	0.453	2.28	13.02	5.25	0.207	F
LCD050AB 04 M											9.80	0.386	16.00	0.630	1.56	8.91	7.25	0.285	F
LCD050AB 05 M											14.00	0.551	23.50	0.925	1.05	6.00	10.25	0.404	F
LCD063AC 01 M	3.83	0.151	4.20	0.166	2.30	0.090	0.63	0.025	20.99	4.718	4.00	0.157	5.50	0.217	14.02	80.05	3.47	0.137	F
LCD063AC 02 M											5.40	0.213	7.80	0.307	8.90	50.82	4.73	0.186	F
LCD063AC 03 M											7.50	0.295	11.00	0.433	5.77	32.95	6.62	0.261	F
LCD063AC 04 M											10.30	0.406	15.50	0.610	3.93	22.44	9.14	0.360	F
LCD063AC 05 M											14.70	0.579	22.50	0.886	2.65	15.13	12.92	0.509	F
LCD050AE 01 M	4.50	0.177	5.00	0.197	3.10	0.122	0.50	0.020	9.32	2.095	3.70	0.146	7.00	0.276	2.83	16.16	2.75	0.108	F
LCD050AE 02 M											5.10	0.201	10.00	0.394	1.81	10.33	3.75	0.148	F
LCD050AE 03 M											7.10	0.280	15.00	0.591	1.17	6.68	5.25	0.207	F
LCD050AE 04 M											9.80	0.386	21.50	0.846	0.79	4.51	7.25	0.285	F
LCD050AE 05 M											14.00	0.551	31.00	1.220	0.54	3.08	10.25	0.404	F
LCD063BA 01 M	4.63	0.182	5.00	0.197	3.00	0.118	0.63	0.025	17.16	3.858	4.30	0.169	6.70	0.264	7.16	40.88	3.47	0.137	F
LCD063BA 02 M											5.80	0.228	9.60	0.378	4.55	25.98	4.73	0.186	F
LCD063BA 03 M											8.20	0.323	14.00	0.551	2.94	16.79	6.62	0.261	F
LCD063BA 04 M											11.30	0.445	20.00	0.787	2.00	11.42	9.14	0.360	F
LCD063BA 05 M											16.20	0.638	29.00	1.142	1.35	7.71	12.92	0.509	F
LCD080BB 01 M	4.80	0.189	5.30	0.209	2.80	0.110	0.80	0.031	31.87	7.165	5.20	0.205	6.90	0.272	18.53	105.80	4.40	0.173	F
LCD080BB 02 M											7.00	0.276	9.70	0.382	11.87	67.78	6.00	0.236	F
LCD080BB 03 M											9.80	0.386	14.00	0.551	7.67	43.79	8.40	0.331	F
LCD080BB 04 M											13.50	0.531	19.50	0.768	5.22	29.81	11.60	0.457	F
LCD080BB 05 M											19.10	0.752	28.00	1.102	3.52	20.10	16.40	0.646	F
LCD050BD 01 M	5.50	0.217	6.20	0.245	4.00	0.157	0.50	0.020	8.04	1.808	3.90	0.154	9.40	0.370	1.46	8.34	2.75	0.108	F
LCD050BD 02 M											5.40	0.213	14.00	0.551	0.93	5.31	3.75	0.148	F
LCD050BD 03 M											7.60	0.299	20.50	0.807	0.61	3.48	5.25	0.207	F
LCD050BD 04 M											10.60	0.417	30.00	1.181	0.41	2.34	7.25	0.285	G
LCD050BD 05 M											15.10	0.594	44.50	1.752	0.27	1.54	10.25	0.404	G
LCD063BE 01 M	5.63	0.222	6.10	0.241	3.90	0.153	0.63	0.025	15.50	3.483	4.30	0.169	8.50	0.335	3.69	21.07	3.47	0.137	F
LCD063BE 02 M											5.80	0.228	12.50	0.492	2.35	13.42	4.73	0.186	F
LCD063BE 03 M											8.20	0.323	18.50	0.728	1.52	8.68	6.62	0.261	F
LCD063BE 04 M											11.30	0.445	26.00	1.024	1.03	5.88	9.14	0.360	F
LCD063BE 05 M											16.20	0.638	38.50	1.516	0.70	4.00	12.92	0.509	G

SPECIAL INSTRUCTIONS FOR DIN-PLUS SERIES- PART 1

PRICING: See Inside Back Cover for up to 199 pcs. To price or order 200+ pcs. contact Lee Spring.
CALCULATIONS: Spring Rate and Nominal Load are pre-calculated for Spring Steel.

COMPRESSION SPRINGS: DIN-PLUS SERIES- PART 1 (METRIC)

ENDS ARE GROUND • Spring Steel EN 10270-1-SH (Plated)

COMPRESSION SPRINGS

LEE STOCK NUMBER	OUTSIDE DIAMETER		TO WORK IN HOLE DIAMETER		TO WORK OVER ROD DIAMETER		NOMINAL WIRE DIAMETER		NOMINAL LOAD		WORKING HEIGHT		NOMINAL FREE LENGTH		SPRING RATE		SOLID HEIGHT		PRICE GROUP
	MM	IN.	MM	IN.	MM	IN.	MM	IN.	N	LB.	MM	IN.	MM	IN.	N/MM	LB/IN.	MM	IN.	
LCD080BF 01 M	5.80	0.228	6.30	0.249	3.80	0.149	0.80	0.031	25.99	5.843	5.60	0.220	8.30	0.327	9.53	54.42	4.40	0.173	F
LCD080BF 02 M											7.70	0.303	12.00	0.472	6.07	34.66	6.00	0.236	F
LCD080BF 03 M											10.90	0.429	17.50	0.689	3.92	22.38	8.40	0.331	F
LCD080BF 04 M											15.10	0.594	24.50	0.965	2.67	15.25	11.60	0.457	G
LCD080BF 05 M											21.50	0.846	36.00	1.417	1.80	10.28	16.40	0.646	G
LCD100C 01 M	6.00	0.236	6.50	0.256	3.60	0.141	1.00	0.039	43.74	9.833	6.60	0.260	8.50	0.335	23.24	132.70	5.50	0.217	F
LCD100C 02 M											9.00	0.354	12.00	0.472	14.81	84.56	7.50	0.295	F
LCD100C 03 M											12.60	0.496	17.00	0.669	9.57	54.64	10.50	0.413	F
LCD100C 04 M											17.40	0.685	24.00	0.945	6.51	37.17	14.50	0.571	F
LCD100C 05 M											24.60	0.969	34.50	1.358	4.40	25.12	20.50	0.807	G
LCD050CE 01 M	6.80	0.268	7.50	0.296	5.30	0.208	0.50	0.020	6.57	1.477	4.30	0.169	13.50	0.531	0.73	4.17	2.75	0.108	F
LCD050CE 02 M											6.00	0.236	20.00	0.787	0.46	2.63	3.75	0.148	F
LCD050CE 03 M											8.70	0.343	30.00	1.181	0.30	1.71	5.25	0.207	F
LCD050CE 04 M											12.20	0.480	44.00	1.732	0.21	1.20	7.25	0.285	G
LCD050CE 05 M											17.40	0.685	65.00	2.559	0.14	0.80	10.25	0.404	G
LCD063CF 01 M	6.93	0.273	7.60	0.300	5.10	0.200	0.63	0.025	12.46	2.800	4.60	0.181	11.50	0.453	1.83	10.45	3.47	0.137	G
LCD063CF 02 M											6.20	0.244	17.00	0.669	1.17	6.68	4.73	0.186	G
LCD063CF 03 M											8.90	0.350	25.50	1.004	0.76	4.34	6.62	0.261	G
LCD063CF 04 M											12.30	0.484	36.50	1.437	0.51	2.91	9.14	0.360	G
LCD063CF 05 M											17.70	0.697	54.00	2.126	0.34	1.94	12.92	0.509	G
LCD080CG 01 M	7.10	0.280	7.70	0.304	5.00	0.196	0.80	0.031	24.03	5.402	5.60	0.220	10.50	0.413	4.77	27.24	4.40	0.173	F
LCD080CG 02 M											7.70	0.303	15.50	0.610	3.03	17.30	6.00	0.236	F
LCD080CG 03 M											10.90	0.429	23.00	0.906	1.96	11.19	8.40	0.331	F
LCD080CG 04 M											15.10	0.594	33.00	1.299	1.33	7.59	11.60	0.457	F
LCD080CG 05 M											21.50	0.846	48.00	1.890	0.90	5.14	16.40	0.646	G
LCD100CH 01 M	7.30	0.287	7.80	0.308	4.90	0.192	1.00	0.039	34.13	7.672	7.30	0.287	10.00	0.394	11.57	66.06	5.50	0.217	F
LCD100CH 02 M											10.10	0.398	14.50	0.571	7.39	42.20	7.50	0.295	F
LCD100CH 03 M											14.30	0.563	21.50	0.846	4.79	27.35	10.50	0.413	F
LCD100CH 04 M											19.90	0.783	30.50	1.201	3.26	18.61	14.50	0.571	F
LCD100CH 05 M											28.30	1.114	43.50	1.713	2.20	12.56	20.50	0.807	G
LCD125DA 01 M	7.55	0.297	8.10	0.319	4.70	0.185	1.25	0.049	133.38	29.984	7.20	0.283	12.00	0.472	29.03	165.76	6.88	0.271	F
LCD125DA 02 M											9.80	0.386	17.00	0.669	18.04	103.01	9.38	0.369	F
LCD125DA 03 M											13.80	0.543	25.00	0.984	11.77	67.21	13.13	0.517	F
LCD125DA 04 M											19.20	0.756	35.50	1.398	8.09	46.19	18.13	0.714	F
LCD125DA 05 M											27.10	1.067	51.50	2.028	5.39	30.78	25.63	1.009	G
LCD063DF 01 M	8.63	0.340	9.40	0.371	6.80	0.267	0.63	0.025	10.00	2.249	5.10	0.201	16.00	0.630	0.89	5.08	3.47	0.137	F
LCD063DF 02 M											7.10	0.280	24.50	0.965	0.57	3.25	4.73	0.186	F
LCD063DF 03 M											10.20	0.402	37.00	1.457	0.37	2.11	6.62	0.261	F
LCD063DF 04 M											14.30	0.563	55.00	2.165	0.25	1.43	9.14	0.360	G
LCD063DF 05 M											20.60	0.811	80.50	3.169	0.17	0.97	12.92	0.509	G

SPECIAL INSTRUCTIONS FOR DIN-PLUS SERIES- PART 1

PRICING: See Inside Back Cover for up to 199 pcs. To price or order 200+ pcs. contact Lee Spring.
CALCULATIONS: Spring Rate and Nominal Load are pre-calculated for Spring Steel.

COMPRESSION SPRINGS: DIN-PLUS SERIES- PART 1 (METRIC)

ENDS ARE GROUND • Spring Steel EN 10270-1-SH (Plated)

COMPRESSION SPRINGS

LEE STOCK NUMBER	OUTSIDE DIAMETER		TO WORK IN HOLE DIAMETER		TO WORK OVER ROD DIAMETER		NOMINAL WIRE DIAMETER		NOMINAL LOAD		WORKING HEIGHT		NOMINAL FREE LENGTH		SPRING RATE		SOLID HEIGHT		PRICE GROUP
	MM	IN.	MM	IN.	MM	IN.	MM	IN.	N	LB.	MM	IN.	MM	IN.	N/MM	LB/IN.	MM	IN.	
LCD080DG 01 M	8.80	0.346	9.60	0.378	6.60	0.259	0.80	0.031	19.52	4.387	6.10	0.240	14.50	0.571	2.32	13.25	4.40	0.173	F
LCD080DG 02 M											8.40	0.331	21.50	0.846	1.48	8.45	6.00	0.236	F
LCD080DG 03 M											12.00	0.472	32.00	1.260	0.96	5.48	8.40	0.331	F
LCD080DG 04 M											16.70	0.657	47.00	1.850	0.65	3.71	11.60	0.457	G
LCD080DG 05 M											23.80	0.937	68.00	2.677	0.44	2.51	16.40	0.646	G
LCD100E 01 M	9.00	0.354	9.60	0.378	6.50	0.255	1.00	0.039	33.15	7.452	7.30	0.287	13.00	0.512	5.68	32.43	5.50	0.217	F
LCD100E 02 M											10.10	0.398	19.00	0.748	3.61	20.61	7.50	0.295	F
LCD100E 03 M											14.30	0.563	28.50	1.122	2.33	13.30	10.50	0.413	F
LCD100E 04 M											19.90	0.783	40.50	1.594	1.59	9.08	14.50	0.571	G
LCD100E 05 M											28.30	1.114	59.00	2.323	1.08	6.17	20.50	0.807	G
LCD125EB 01 M	9.25	0.364	9.90	0.390	6.10	0.240	1.25	0.049	104.94	23.590	7.40	0.291	15.00	0.591	14.32	81.77	6.88	0.271	F
LCD125EB 02 M											10.50	0.413	22.00	0.866	8.92	50.93	9.38	0.369	F
LCD125EB 03 M											14.90	0.587	33.00	1.299	5.83	33.29	13.13	0.517	F
LCD125EB 04 M											21.00	0.827	47.50	1.870	3.96	22.61	18.13	0.714	G
LCD125EB 05 M											30.00	1.181	69.00	2.717	2.69	15.36	25.63	1.009	G
LCD160EE 01 M	9.60	0.378	10.10	0.398	5.90	0.232	1.60	0.063	211.83	47.622	9.00	0.354	14.50	0.571	37.27	212.81	8.80	0.346	G
LCD160EE 02 M											12.60	0.496	21.50	0.846	23.73	135.50	12.00	0.472	G
LCD160EE 03 M											17.90	0.705	31.50	1.240	15.40	87.93	16.80	0.661	G
LCD160EE 04 M											24.80	0.976	45.00	1.772	10.40	59.38	23.20	0.913	G
LCD160EE 05 M											35.20	1.386	65.50	2.579	7.05	40.25	32.80	1.291	K
LCD080F 01 M	10.80	0.425	11.60	0.457	8.60	0.338	0.80	0.031	15.40	3.461	6.90	0.272	20.00	0.787	1.20	6.85	4.40	0.173	F
LCD080F 02 M											9.80	0.386	30.00	1.181	0.76	4.34	6.00	0.236	F
LCD080F 03 M											14.30	0.563	45.50	1.791	0.49	2.80	8.40	0.331	G
LCD080F 04 M											19.90	0.783	66.00	2.598	0.33	1.88	11.60	0.457	J
LCD080F 05 M											28.50	1.122	96.50	3.799	0.23	1.31	16.40	0.646	K
LCD100FC 01 M	11.00	0.433	11.80	0.465	8.40	0.330	1.00	0.039	27.36	6.151	8.00	0.315	17.50	0.689	2.90	16.56	5.50	0.217	F
LCD100FC 02 M											11.20	0.441	26.00	1.024	1.85	10.56	7.50	0.295	F
LCD100FC 03 M											16.00	0.630	39.00	1.535	1.20	6.85	10.50	0.413	G
LCD100FC 04 M											22.40	0.882	56.00	2.205	0.81	4.63	14.50	0.571	G
LCD100FC 05 M											32.00	1.260	81.50	3.209	0.55	3.14	20.50	0.807	G
LCD125FF 01 M	11.25	0.443	11.90	0.469	8.20	0.322	1.25	0.049	85.42	19.203	7.70	0.303	20.00	0.787	7.09	40.48	6.88	0.271	F
LCD125FF 02 M											10.80	0.425	29.50	1.161	4.51	25.75	9.38	0.369	G
LCD125FF 03 M											15.20	0.598	44.50	1.752	2.92	16.67	13.13	0.517	J
LCD125FF 04 M											21.10	0.831	64.00	2.520	1.99	11.36	18.13	0.714	K
LCD125FF 05 M											30.00	1.181	93.50	3.681	1.34	7.65	25.63	1.009	K
LCD160FG 01 M	11.60	0.457	12.10	0.477	7.90	0.311	1.60	0.063	169.66	38.141	9.40	0.370	18.50	0.728	19.12	109.17	8.80	0.346	F
LCD160FG 02 M											13.20	0.520	27.00	1.063	12.16	69.43	12.00	0.472	G
LCD160FG 03 M											18.90	0.744	40.50	1.594	7.87	44.94	16.80	0.661	G
LCD160FG 04 M											26.50	1.043	58.50	2.303	5.33	30.43	23.20	0.913	K
LCD160FG 05 M											37.90	1.492	85.00	3.346	3.61	20.61	32.80	1.291	K

SPECIAL INSTRUCTIONS FOR DIN-PLUS SERIES- PART 1

PRICING: See Inside Back Cover for up to 199 pcs. To price or order 200+ pcs. contact Lee Spring.
CALCULATIONS: Spring Rate and Nominal Load are pre-calculated for Spring Steel.

COMPRESSION SPRINGS: DIN-PLUS SERIES- PART 1 (METRIC)

ENDS ARE GROUND • Spring Steel EN 10270-1-SH (Plated)

COMPRESSION SPRINGS

LEE STOCK NUMBER	OUTSIDE DIAMETER		TO WORK IN HOLE DIAMETER		TO WORK OVER ROD DIAMETER		NOMINAL WIRE DIAMETER		NOMINAL LOAD		WORKING HEIGHT		NOMINAL FREE LENGTH		SPRING RATE		SOLID HEIGHT		PRICE GROUP
	MM	IN.	MM	IN.	MM	IN.	MM	IN.	N	LB.	MM	IN.	MM	IN.	N/MM	LB/IN.	MM	IN.	
LCD200G 01 M	12.00	0.472	12.50	0.493	7.50	0.295	2.00	0.079	317.75	71.433	11.20	0.441	18.00	0.709	46.58	265.97	11.00	0.433	L
LCD200G 02 M											15.60	0.614	26.50	1.043	29.71	169.64	15.00	0.591	L
LCD200G 03 M											22.00	0.866	38.50	1.516	19.22	109.74	21.00	0.827	N
LCD200G 04 M											30.60	1.205	55.00	2.165	13.04	74.46	29.00	1.142	S
LCD200G 05 M											43.40	1.709	79.50	3.130	8.81	50.30	41.00	1.614	X
LCD100GH 01 M	13.50	0.531	14.40	0.567	10.80	0.425	1.00	0.039	21.97	4.939	9.40	0.370	24.00	0.945	1.49	8.51	5.50	0.217	F
LCD100GH 02 M											13.40	0.528	36.50	1.437	0.95	5.42	7.50	0.295	G
LCD100GH 03 M											19.40	0.764	55.50	2.185	0.61	3.48	10.50	0.413	G
LCD100GH 04 M											27.40	1.079	80.50	3.169	0.41	2.34	14.50	0.571	L
LCD100GH 05 M											39.40	1.551	115.00	4.528	0.28	1.60	20.50	0.807	R
LCD125GJ 01 M	13.75	0.541	14.60	0.575	10.60	0.417	1.25	0.049	69.04	15.521	8.20	0.323	27.00	1.063	3.63	20.73	6.88	0.271	G
LCD125GJ 02 M											11.60	0.457	41.50	1.634	2.31	13.19	9.38	0.369	G
LCD125GJ 03 M											16.50	0.650	62.50	2.461	1.49	8.51	13.13	0.517	G
LCD125GJ 04 M											23.10	0.909	90.50	3.563	1.02	5.82	18.13	0.714	N
LCD125GJ 05 M											32.90	1.295	130.00	5.118	0.69	3.94	25.63	1.009	W
LCD160GL 01 M	14.10	0.555	14.70	0.579	10.30	0.405	1.60	0.063	135.34	30.425	10.00	0.394	24.00	0.945	9.76	55.73	8.80	0.346	G
LCD160GL 02 M											14.10	0.555	36.00	1.417	6.23	35.57	12.00	0.472	G
LCD160GL 03 M											20.10	0.791	53.50	2.106	4.04	23.07	16.80	0.661	J
LCD160GL 04 M											28.00	1.102	78.00	3.071	2.73	15.59	23.20	0.913	P
LCD160GL 05 M											39.90	1.571	115.00	4.528	1.84	10.51	32.80	1.291	U
LCD200GM 01 M	14.50	0.571	15.10	0.595	9.90	0.389	2.00	0.079	254.00	57.102	11.70	0.461	22.50	0.886	23.93	136.64	11.00	0.433	L
LCD200GM 02 M											16.40	0.646	33.00	1.299	15.20	86.79	15.00	0.591	N
LCD200GM 03 M											23.50	0.925	49.50	1.949	9.81	56.01	21.00	0.827	S
LCD200GM 04 M											33.00	1.299	71.00	2.795	6.69	38.20	29.00	1.142	W
LCD200GM 05 M											47.20	1.858	105.00	4.134	4.52	25.81	41.00	1.614	AG
LCD250H 01 M	15.00	0.591	15.60	0.615	9.40	0.370	2.50	0.098	467.79	105.165	14.00	0.551	22.00	0.866	58.35	333.17	13.75	0.541	N
LCD250H 02 M											19.50	0.768	32.00	1.260	37.17	212.24	18.75	0.738	R
LCD250H 03 M											27.80	1.094	47.50	1.870	24.03	137.21	26.25	1.033	S
LCD250H 04 M											38.70	1.524	67.50	2.657	16.28	92.96	36.25	1.427	X
LCD250H 05 M											55.10	2.169	98.00	3.858	10.98	62.69	51.25	2.018	AJ
LCD125HK 01 M	17.25	0.679	18.20	0.717	14.10	0.555	1.25	0.049	54.23	12.192	9.10	0.358	40.50	1.594	1.73	9.88	6.88	0.271	K
LCD125HK 02 M											12.90	0.508	62.00	2.441	1.10	6.28	9.38	0.369	L
LCD125HK 03 M											18.50	0.728	94.00	3.701	0.72	4.11	13.13	0.517	N
LCD125HK 04 M											26.00	1.024	140.00	5.512	0.48	2.74	18.13	0.714	W
LCD125HK 05 M											37.30	1.469	205.00	8.071	0.32	1.83	25.63	1.009	AG
LCD160HM 01 M	17.60	0.693	18.50	0.729	13.70	0.539	1.60	0.063	105.92	23.811	11.00	0.433	34.00	1.339	4.65	26.55	8.80	0.346	L
LCD160HM 02 M											15.50	0.610	51.50	2.028	2.96	16.90	12.00	0.472	U
LCD160HM 03 M											22.20	0.874	77.50	3.051	1.92	10.96	16.80	0.661	AC
LCD160HM 04 M											31.20	1.228	110.00	4.331	1.30	7.42	23.20	0.913	AJ
LCD160HM 05 M											44.60	1.756	165.00	6.496	0.88	5.02	32.80	1.291	AL

SPECIAL INSTRUCTIONS FOR DIN-PLUS SERIES- PART 1

PRICING: See Inside Back Cover for up to 199 pcs. To price or order 200+ pcs. contact Lee Spring.
CALCULATIONS: Spring Rate and Nominal Load are pre-calculated for Spring Steel.

COMPRESSION SPRINGS: DIN-PLUS SERIES- PART 1 (METRIC)

ENDS ARE GROUND • Spring Steel EN 10270-1-SH (Plated)

COMPRESSION SPRINGS

LEE STOCK NUMBER	OUTSIDE DIAMETER		TO WORK IN HOLE DIAMETER		TO WORK OVER ROD DIAMETER		NOMINAL WIRE DIAMETER		NOMINAL LOAD		WORKING HEIGHT		NOMINAL FREE LENGTH		SPRING RATE		SOLID HEIGHT		PRICE GROUP
	MM	IN.	MM	IN.	MM	IN.	MM	IN.	N	LB.	MM	IN.	MM	IN.	N/MM	LB/IN.	MM	IN.	
LCD200HN 01 M	18.00	0.709	18.60	0.733	13.40	0.527	2.00	0.079	198.10	44.535	12.50	0.492	30.00	1.181	11.38	64.98	11.00	0.433	N
LCD200HN 02 M											17.70	0.697	45.00	1.772	7.24	41.34	15.00	0.591	S
LCD200HN 03 M	18.00	0.709	18.60	0.733	13.40	0.527	2.00	0.079	198.10	44.535	25.50	1.004	68.00	2.677	4.69	26.78	21.00	0.827	AB
LCD200HN 04 M											35.90	1.413	98.00	3.858	3.19	18.21	29.00	1.142	AJ
LCD200HN 05 M											51.40	2.024	145.00	5.709	2.16	12.33	41.00	1.614	AN
LCD250JK 01 M	18.50	0.728	19.10	0.752	12.90	0.507	2.50	0.098	364.82	82.015	14.60	0.575	27.50	1.083	27.75	158.45	13.75	0.541	U
LCD250JK 02 M											20.50	0.807	41.00	1.614	17.65	100.78	18.75	0.738	W
LCD250JK 03 M	18.50	0.728	19.10	0.752	12.90	0.507	2.50	0.098	364.82	82.015	29.30	1.154	61.00	2.402	11.47	65.49	26.25	1.033	AB
LCD250JK 04 M											41.10	1.618	88.00	3.465	7.78	44.42	36.25	1.427	AJ
LCD250JK 05 M											58.90	2.319	130.00	5.118	5.25	29.98	51.25	2.018	AN
LCD320JL 01 M	19.20	0.756	19.80	0.780	12.20	0.480	3.20	0.126	720.82	162.046	17.80	0.701	27.50	1.083	74.33	424.42	17.60	0.693	AB
LCD320JL 02 M											24.90	0.980	40.00	1.575	47.37	270.48	24.00	0.945	AB
LCD320JL 03 M	19.20	0.756	19.80	0.780	12.20	0.480	3.20	0.126	720.82	162.046	35.40	1.394	59.00	2.323	30.69	175.24	33.60	1.323	AC
LCD320JL 04 M											49.00	1.929	83.50	3.287	20.79	118.71	46.40	1.827	AL
LCD320JL 05 M											69.40	2.732	120.00	4.724	14.12	80.62	65.60	2.583	AO
LCD160K 01 M	21.60	0.850	22.60	0.890	17.50	0.688	1.60	0.063	84.83	19.071	12.40	0.488	48.00	1.890	2.38	13.59	8.80	0.346	N
LCD160K 02 M											17.60	0.693	73.50	2.894	1.52	8.68	12.00	0.472	S
LCD160K 03 M	21.60	0.850	22.60	0.890	17.50	0.688	1.60	0.063	84.83	19.071	25.50	1.004	110.00	4.331	0.99	5.65	16.80	0.661	W
LCD160K 04 M											36.00	1.417	165.00	6.496	0.67	3.83	23.20	0.913	AG
LCD160K 05 M											51.80	2.039	240.00	9.449	0.45	2.57	32.80	1.291	AL
LCD200KK 01 M	22.00	0.866	22.90	0.902	17.10	0.673	2.00	0.079	158.87	35.716	13.60	0.535	41.00	1.614	5.83	33.29	11.00	0.433	S
LCD200KK 02 M											19.20	0.756	62.00	2.441	3.71	21.18	15.00	0.591	W
LCD200KK 03 M	22.00	0.866	22.90	0.902	17.10	0.673	2.00	0.079	158.87	35.716	27.60	1.087	94.00	3.701	2.39	13.65	21.00	0.827	AE
LCD200KK 04 M											38.80	1.528	135.00	5.315	1.63	9.31	29.00	1.142	AJ
LCD200KK 05 M											55.60	2.189	200.00	7.874	1.10	6.28	41.00	1.614	AM
LCD250KL 01 M	22.50	0.886	23.20	0.914	16.80	0.661	2.50	0.098	292.25	65.700	15.50	0.610	36.00	1.417	14.22	81.19	13.75	0.541	U
LCD250KL 02 M											21.90	0.862	54.00	2.126	9.05	51.67	18.75	0.738	X
LCD250KL 03 M	22.50	0.886	23.20	0.914	16.80	0.661	2.50	0.098	292.25	65.700	31.50	1.240	81.50	3.209	5.85	33.40	26.25	1.033	AG
LCD250KL 04 M											44.30	1.744	120.00	4.724	3.98	22.73	36.25	1.427	AL
LCD250KL 05 M											63.60	2.504	175.00	6.890	2.69	15.36	51.25	2.018	AN
LCD320KM 01 M	23.20	0.913	23.90	0.941	16.10	0.633	3.20	0.126	576.65	129.637	18.50	0.728	33.50	1.319	38.15	217.83	17.60	0.693	AB
LCD320KM 02 M											25.90	1.020	49.50	1.949	24.22	138.29	24.00	0.945	AC
LCD320KM 03 M	23.20	0.913	23.90	0.941	16.10	0.633	3.20	0.126	576.65	129.637	37.10	1.461	74.00	2.913	15.69	89.59	33.60	1.323	AJ
LCD320KM 04 M											51.60	2.031	105.00	4.134	10.69	61.04	46.40	1.827	AM
LCD320KM 05 M											73.20	2.882	155.00	6.102	7.21	41.17	65.60	2.583	AO
LCD400KP 01 M	24.00	0.945	24.70	0.973	15.30	0.602	4.00	0.157	1068.96	240.314	22.20	0.874	33.50	1.319	93.07	531.42	22.00	0.866	AC
LCD400KP 02 M											31.00	1.220	49.00	1.929	59.23	338.20	30.00	1.181	AG
LCD400KP 03 M	24.00	0.945	24.70	0.973	15.30	0.602	4.00	0.157	1068.96	240.314	44.20	1.740	72.00	2.835	38.34	218.92	42.00	1.654	AL
LCD400KP 04 M											61.70	2.429	105.00	4.134	26.09	148.97	58.00	2.283	AN
LCD400KP 05 M											87.70	3.453	150.00	5.906	17.55	100.21	82.00	3.228	AP

SPECIAL INSTRUCTIONS FOR DIN-PLUS SERIES- PART 1

PRICING: See Inside Back Cover for up to 199 pcs. To price or order 200+ pcs. contact Lee Spring.
CALCULATIONS: Spring Rate and Nominal Load are pre-calculated for Spring Steel.

COMPRESSION SPRINGS: DIN-PLUS SERIES- PART 1 (METRIC)

ENDS ARE GROUND • Spring Steel EN 10270-1-SH (Plated)

COMPRESSION SPRINGS

LEE STOCK NUMBER	OUTSIDE DIAMETER		TO WORK IN HOLE DIAMETER		TO WORK OVER ROD DIAMETER		NOMINAL WIRE DIAMETER		NOMINAL LOAD		WORKING HEIGHT		NOMINAL FREE LENGTH		SPRING RATE		SOLID HEIGHT		PRICE GROUP
	MM	IN.	MM	IN.	MM	IN.	MM	IN.	N	LB.	MM	IN.	MM	IN.	N/MM	LB/IN.	MM	IN.	
LCD200LM 01 M	27.00	1.063	28.00	1.103	22.00	0.866	2.00	0.079	127.49	28.661	15.00	0.591	58.00	2.283	2.98	17.02	11.00	0.433	AC
LCD200LM 02 M											21.40	0.843	88.50	3.484	1.90	10.85	15.00	0.591	AG
LCD200LM 03 M											31.00	1.220	135.00	5.315	1.23	7.02	21.00	0.827	AN
LCD200LM 04 M											43.80	1.724	195.00	7.677	0.83	4.74	29.00	1.142	AN
LCD200LM 05 M											63.00	2.480	290.00	11.417	0.57	3.25	41.00	1.614	AP
LCD250LP 01 M	27.50	1.083	28.40	1.119	21.60	0.850	2.50	0.098	233.41	52.472	16.80	0.661	49.00	1.929	7.29	41.63	13.75	0.541	AC
LCD250LP 02 M											24.00	0.945	74.50	2.933	4.64	26.49	18.75	0.738	AG
LCD250LP 03 M											34.80	1.370	115.00	4.528	3.00	17.13	26.25	1.033	AN
LCD250LP 04 M											49.20	1.937	165.00	6.496	2.04	11.65	36.25	1.427	AO
LCD250LP 05 M											70.80	2.787	240.00	9.449	1.38	7.88	51.25	2.018	AS
LCD320LR 01 M	28.20	1.110	28.90	1.138	21.10	0.830	3.20	0.126	460.93	103.621	19.10	0.752	42.50	1.673	19.42	110.89	17.60	0.693	AE
LCD320LR 02 M											26.30	1.035	63.50	2.500	12.36	70.57	24.00	0.945	AJ
LCD320LR 03 M											37.10	1.461	94.50	3.720	8.02	45.79	33.60	1.323	AO
LCD320LR 04 M											51.60	2.031	135.00	5.315	5.45	31.12	46.40	1.827	AO
LCD320LR 05 M											73.20	2.882	200.00	7.874	3.68	21.01	65.60	2.583	AS
LCD400LS 01 M	29.00	1.142	29.70	1.170	20.30	0.799	4.00	0.157	852.23	191.589	22.90	0.902	41.00	1.614	47.66	272.13	22.00	0.866	AG
LCD400LS 02 M											32.20	1.268	60.50	2.382	30.30	173.01	30.00	1.181	AL
LCD400LS 03 M											46.00	1.811	89.50	3.524	19.61	111.97	42.00	1.654	AP
LCD400LS 04 M											64.50	2.539	130.00	5.118	13.34	76.17	58.00	2.283	AP
LCD400LS 05 M											92.10	3.626	185.00	7.283	9.02	51.50	82.00	3.228	AT
LCD500LX 01 M	30.00	1.181	30.70	1.209	19.30	0.759	5.00	0.197	1569.12	352.754	27.60	1.087	41.00	1.614	116.70	666.35	27.50	1.083	AL
LCD500LX 02 M											38.50	1.516	60.00	2.362	74.04	422.76	37.50	1.476	AM
LCD500LX 03 M											54.90	2.161	87.50	3.445	47.86	273.28	52.50	2.067	AS
LCD500LX 04 M											76.70	3.020	125.00	4.921	32.56	185.91	72.50	2.854	AT
LCD500LX 05 M											109.00	4.291	180.00	7.087	21.97	125.45	102.50	4.035	AU
LCD250M 01 M	34.50	1.358	36.00	1.418	28.30	1.114	2.50	0.098	182.41	41.008	19.30	0.760	71.50	2.815	3.48	19.87	13.75	0.541	AE
LCD250M 02 M											27.90	1.098	110.00	4.331	2.22	12.68	18.75	0.738	AJ
LCD250M 03 M											40.70	1.602	170.00	6.693	1.43	8.17	26.25	1.033	AP
LCD250M 04 M											58.10	2.287	245.00	9.646	0.97	5.54	36.25	1.427	AU
LCD250M 05 M											83.90	3.303	360.00	14.173	0.66	3.77	51.25	2.018	AY
LCD320MP 01 M	35.20	1.386	36.50	1.438	27.60	1.086	3.20	0.126	360.90	81.133	19.80	0.780	58.50	2.303	9.31	53.16	17.60	0.693	AG
LCD320MP 02 M											27.40	1.079	88.50	3.484	5.92	33.80	24.00	0.945	AL
LCD320MP 03 M											38.80	1.528	135.00	5.315	3.82	21.81	33.60	1.323	AP
LCD320MP 04 M											54.10	2.130	190.00	7.480	2.61	14.90	46.40	1.827	AU
LCD320MP 05 M											77.00	3.031	280.00	11.024	1.76	10.05	65.60	2.583	AY
LCD400MR 01 M	36.00	1.417	37.00	1.457	27.00	1.062	4.00	0.157	665.90	149.700	24.00	0.945	53.50	2.106	22.75	129.90	22.00	0.866	AJ
LCD400MR 02 M											33.30	1.311	79.50	3.130	14.42	82.34	30.00	1.181	AM
LCD400MR 03 M											47.20	1.858	120.00	4.724	9.35	53.39	42.00	1.654	AS
LCD400MR 04 M											65.80	2.591	170.00	6.693	6.35	36.26	58.00	2.283	AW
LCD400MR 05 M											93.60	3.685	250.00	9.843	4.30	24.55	82.00	3.228	AZ

SPECIAL INSTRUCTIONS FOR DIN-PLUS SERIES- PART 1

PRICING: See Inside Back Cover for up to 199 pcs. To price or order 200+ pcs. contact Lee Spring.
CALCULATIONS: Spring Rate and Nominal Load are pre-calculated for Spring Steel.

COMPRESSION SPRINGS: DIN-PLUS SERIES- PART 1 (METRIC)

ENDS ARE GROUND • Spring Steel EN 10270-1-SH (Plated)

COMPRESSION SPRINGS

LEE STOCK NUMBER	OUTSIDE DIAMETER		TO WORK IN HOLE DIAMETER		TO WORK OVER ROD DIAMETER		NOMINAL WIRE DIAMETER		NOMINAL LOAD		WORKING HEIGHT		NOMINAL FREE LENGTH		SPRING RATE		SOLID HEIGHT		PRICE GROUP
	MM	IN.	MM	IN.	MM	IN.	MM	IN.	N	LB.	MM	IN.	MM	IN.	N/MM	LB/IN.	MM	IN.	
LCD500MT 01 M											28.70	1.130	51.00	2.008	55.41	316.39	27.50	1.083	AL
LCD500MT 02 M											40.20	1.583	75.00	2.953	35.30	201.56	37.50	1.476	AN
LCD500MT 03 M	37.00	1.457	38.00	1.497	26.00	1.023	5.00	0.197	1225.88	275.589	57.50	2.264	110.00	4.331	22.85	130.47	52.50	2.067	AT
LCD500MT 04 M											80.50	3.169	160.00	6.299	15.49	88.45	72.50	2.854	AX
LCD500MT 05 M											115.00	4.528	230.00	9.055	10.49	59.90	102.50	4.035	AZ
LCD630MX 01 M											35.00	1.378	50.00	1.969	140.24	800.76	34.65	1.364	AM
LCD630MX 02 M											49.00	1.929	75.00	2.953	89.14	508.98	47.25	1.860	AO
LCD630MX 03 M	38.30	1.508	39.50	1.556	24.60	0.968	6.30	0.248	2314.45	520.312	69.00	2.717	110.00	4.331	57.66	329.23	66.15	2.604	AU
LCD630MX 04 M											97.00	3.819	155.00	6.102	39.23	224.00	91.35	3.596	AY
LCD630MX 05 M											137.00	5.394	225.00	8.858	26.48	151.20	129.15	5.085	AZA
LCD320N 01 M											21.20	0.835	82.00	3.228	4.76	27.18	17.60	0.693	AL
LCD320N 02 M											29.70	1.169	125.00	4.921	3.03	17.30	24.00	0.945	AO
LCD320N 03 M	43.20	1.701	44.60	1.756	35.60	1.401	3.20	0.126	288.33	64.819	42.30	1.665	190.00	7.480	1.96	11.19	33.60	1.323	AZ
LCD320N 04 M											59.20	2.331	275.00	10.827	1.33	7.59	46.40	1.827	AZD
LCD320N 05 M											84.50	3.327	405.00	15.945	0.90	5.14	65.60	2.583	AZF
LCD400NP 01 M											25.20	0.992	71.00	2.795	11.67	66.63	22.00	0.866	AM
LCD400NP 02 M											35.10	1.382	105.00	4.134	7.40	42.25	30.00	1.181	AP
LCD400NP 03 M	44.00	1.732	45.20	1.780	34.80	1.370	4.00	0.157	532.52	119.716	50.00	1.969	160.00	6.299	4.79	27.35	42.00	1.654	AZA
LCD400NP 04 M											69.80	2.748	235.00	9.252	3.26	18.61	58.00	2.283	AZF
LCD400NP 05 M											99.60	3.921	340.00	13.386	2.20	12.56	82.00	3.228	AZG
LCD500NR 01 M											29.60	1.165	64.00	2.520	28.34	161.82	27.50	1.083	AN
LCD500NR 02 M											41.10	1.618	95.50	3.760	18.04	103.01	37.50	1.476	AS
LCD500NR 03 M	45.00	1.772	46.00	1.812	34.00	1.338	5.00	0.197	980.70	220.471	58.40	2.299	140.00	5.512	11.67	66.63	52.50	2.067	AZF
LCD500NR 04 M											81.40	3.205	205.00	8.071	7.94	45.34	72.50	2.854	AZH
LCD500NR 05 M											116.00	4.567	300.00	11.811	5.36	30.61	102.50	4.035	AZK
LCD630NT 01 M											36.00	1.417	60.00	2.362	71.69	409.34	34.65	1.364	AT
LCD630NT 02 M											50.30	1.980	90.00	3.543	45.60	260.37	47.25	1.860	AW
LCD630NT 03 M	46.30	1.823	47.50	1.871	32.60	1.283	6.30	0.248	1853.52	416.691	71.80	2.827	135.00	5.315	29.52	168.56	66.15	2.604	AZF
LCD630NT 04 M											100.00	3.937	195.00	7.677	20.10	114.77	91.35	3.596	AZJ
LCD630NT 05 M											143.00	5.630	280.00	11.024	13.53	77.25	129.15	5.085	AZL
LCD800NX 01 M											44.00	1.732	65.00	2.559	185.35	1058.33	44.00	1.732	AU
LCD800NX 02 M											61.20	2.409	90.00	3.543	118.66	677.54	60.00	2.362	AX
LCD800NX 03 M	48.00	1.890	49.00	1.930	31.20	1.228	8.00	0.315	3530.52	793.696	87.00	3.425	135.00	5.315	76.69	437.89	84.00	3.307	AZF
LCD800NX 04 M											122.00	4.803	190.00	7.480	52.17	297.89	116.00	4.567	AZK
LCD800NX 05 M											174.00	6.850	275.00	10.827	35.21	201.05	164.00	6.457	AZM
LCD400P 01 M											27.40	1.079	99.00	3.898	5.95	33.97	22.00	0.866	AO
LCD400P 02 M											38.60	1.520	150.00	5.906	3.79	21.64	30.00	1.181	AT
LCD400P 03 M	54.00	2.126	56.00	2.205	44.00	1.732	4.00	0.157	426.61	95.905	55.40	2.181	230.00	9.055	2.45	13.99	42.00	1.654	AZC
LCD400P 04 M											77.80	3.063	335.00	13.189	1.67	9.54	58.00	2.283	AZG
LCD400P 05 M											111.00	4.370	490.00	19.291	1.13	6.45	82.00	3.228	AZJ

SPECIAL INSTRUCTIONS FOR DIN-PLUS SERIES- PART 1

PRICING: See Inside Back Cover for up to 199 pcs. To price or order 200+ pcs. contact Lee Spring.
CALCULATIONS: Spring Rate and Nominal Load are pre-calculated for Spring Steel.

COMPRESSION SPRINGS: DIN-PLUS SERIES- PART 1 (METRIC)

ENDS ARE GROUND • Spring Steel EN 10270-1-SH (Plated)

COMPRESSION SPRINGS

LEE STOCK NUMBER	OUTSIDE DIAMETER		TO WORK IN HOLE DIAMETER		TO WORK OVER ROD DIAMETER		NOMINAL WIRE DIAMETER		NOMINAL LOAD		WORKING HEIGHT		NOMINAL FREE LENGTH		SPRING RATE		SOLID HEIGHT		PRICE GROUP
	MM	IN.	MM	IN.	MM	IN.	MM	IN.	N	LB.	MM	IN.	MM	IN.	N/MM	LB/IN.	MM	IN.	
LCD500PQ 01 M	55.00	2.165	57.00	2.245	43.00	1.692	5.00	0.197	784.56	176.377	30.90	1.217	85.00	3.346	14.51	82.85	27.50	1.083	AP
LCD500PQ 02 M											43.20	1.701	130.00	5.118	9.25	52.82	37.50	1.476	AU
LCD500PQ 03 M											61.60	2.425	195.00	7.677	5.98	34.15	52.50	2.067	AZD
LCD500PQ 04 M											86.10	3.390	280.00	11.024	4.07	23.24	72.50	2.854	AZH
LCD500PQ 05 M											123.00	4.843	410.00	16.142	2.75	15.70	102.50	4.035	AZK
LCD630PS 01 M	56.30	2.217	58.00	2.284	42.00	1.653	6.30	0.248	1480.86	332.911	38.00	1.496	80.00	3.150	36.68	209.44	34.65	1.364	AW
LCD630PS 02 M											53.00	2.087	115.00	4.528	23.34	133.27	47.25	1.860	AY
LCD630PS 03 M											75.00	2.953	175.00	6.890	15.10	86.22	66.15	2.604	AZG
LCD630PS 04 M											105.00	4.134	250.00	9.843	10.30	58.81	91.35	3.596	AZL
LCD630PS 05 M											150.00	5.906	365.00	14.370	6.94	39.63	129.15	5.085	AZN
LCD800PT 01 M	58.00	2.283	60.00	2.363	40.50	1.594	8.00	0.315	2824.42	634.957	45.00	1.772	75.00	2.953	95.32	544.27	44.00	1.732	AX
LCD800PT 02 M											63.20	2.488	110.00	4.331	60.80	347.16	60.00	2.362	AZ
LCD800PT 03 M											90.00	3.543	160.00	6.299	39.23	224.00	84.00	3.307	AZH
LCD800PT 04 M											127.00	5.000	230.00	9.055	26.67	152.28	116.00	4.567	AZM
LCD800PT 05 M											181.00	7.126	335.00	13.189	18.04	103.01	164.00	6.457	AZO
LCD1000PX 01M	60.00	2.362	62.00	2.441	38.00	1.496	10.00	0.394	5197.71	1168.497	55.00	2.165	75.00	2.953	232.42	1327.09	55.00	2.165	AZ
LCD1000PX 02M											76.00	2.992	110.00	4.331	148.08	845.52	75.00	2.953	AZA
LCD1000PX 03M											109.00	4.291	165.00	6.496	95.71	546.49	105.00	4.134	AZK
LCD1000PX 04M											152.00	5.984	230.00	9.055	65.12	371.83	145.00	5.709	AZO
LCD1000PX 05M											217.00	8.543	335.00	13.189	43.93	250.84	205.00	8.071	AZP
LCD500Q 01 M	68.00	2.677	70.00	2.756	56.00	2.204	5.00	0.197	622.75	139.999	32.30	1.272	120.00	4.724	7.27	41.51	27.50	1.083	AY
LCD500Q 02 M											45.30	1.783	180.00	7.087	4.63	26.44	37.50	1.476	AZF
LCD500Q 03 M											64.80	2.551	275.00	10.827	2.99	17.07	52.50	2.067	AZK
LCD500Q 04 M											90.80	3.575	395.00	15.551	2.03	11.59	72.50	2.854	AZO
LCD500Q 05 M											130.00	5.118	585.00	23.031	1.37	7.82	102.50	4.035	AZP
LCD630QR 01 M	69.30	2.728	71.50	2.815	55.00	2.165	6.30	0.248	1176.84	264.565	40.00	1.575	105.00	4.134	18.34	104.72	34.65	1.364	AZ
LCD630QR 02 M											56.00	2.205	155.00	6.102	11.67	66.63	47.25	1.860	AZF
LCD630QR 03 M											80.50	3.169	235.00	9.252	7.55	43.11	66.15	2.604	AZL
LCD630QR 04 M											113.00	4.449	340.00	13.386	5.13	29.29	91.35	3.596	AZP
LCD630QR 05 M											161.00	6.339	500.00	19.685	3.47	19.81	129.15	5.085	AZQ
LCD800QT 01 M	71.00	2.795	73.00	2.875	53.00	2.086	8.00	0.315	2236.00	502.674	47.00	1.850	95.00	3.740	47.66	272.13	44.00	1.732	AZ
LCD800QT 02 M											66.00	2.598	140.00	5.512	30.30	173.01	60.00	2.362	AZF
LCD800QT 03 M											93.50	3.681	205.00	8.071	19.61	111.97	84.00	3.307	AZL
LCD800QT 04 M											131.00	5.157	300.00	11.811	13.34	76.17	116.00	4.567	AZP
LCD800QT 05 M											187.00	7.362	435.00	17.126	9.02	51.50	164.00	6.457	AZQ
LCD1000QX 01M	73.00	2.874	75.00	2.953	51.00	2.007	10.00	0.394	4118.94	925.979	56.30	2.217	96.00	3.780	115.72	660.75	55.00	2.165	AZA
LCD1000QX 02M											79.00	3.110	135.00	5.315	73.94	422.19	75.00	2.953	AZG
LCD1000QX 03M											112.00	4.409	200.00	7.874	47.86	273.28	105.00	4.134	AZM
LCD1000QX 04M											157.00	6.181	285.00	11.220	32.56	185.91	145.00	5.709	AZP
LCD1000QX 05M											225.00	8.858	410.00	16.142	21.97	125.45	205.00	8.071	AZQ

SPECIAL INSTRUCTIONS FOR DIN-PLUS SERIES- PART 1

PRICING: See Inside Back Cover for up to 199 pcs. To price or order 200+ pcs. contact Lee Spring.
CALCULATIONS: Spring Rate and Nominal Load are pre-calculated for Spring Steel.

COMPRESSION SPRINGS: DIN-PLUS SERIES- PART 1 (METRIC)

ENDS ARE GROUND • Spring Steel EN 10270-1-SH (Plated)

COMPRESSION SPRINGS

LEE STOCK NUMBER	OUTSIDE DIAMETER		TO WORK IN HOLE DIAMETER		TO WORK OVER ROD DIAMETER		NOMINAL WIRE DIAMETER		NOMINAL LOAD		WORKING HEIGHT		NOMINAL FREE LENGTH		SPRING RATE		SOLID HEIGHT		PRICE GROUP
	MM	IN.	MM	IN.	MM	IN.	MM	IN.	N	LB.	MM	IN.	MM	IN.	N/MM	LB/IN.	MM	IN.	
LCD630R 01 M											42.00	1.654	145.00	5.709	8.95	51.10	34.65	1.364	AZD
LCD630R 02 M											59.50	2.343	220.00	8.661	5.70	32.55	47.25	1.860	AZG
LCD630R 03 M	86.30	3.398	89.00	3.504	71.00	2.795	6.30	0.248	931.67	209.448	85.50	3.366	335.00	13.189	3.69	21.07	66.15	2.604	AZO
LCD630R 04 M											120.00	4.724	490.00	19.291	2.51	14.33	91.35	3.596	AZQ
LCD630R 05 M											172.00	6.772	720.00	28.346	1.70	9.71	129.15	5.085	AZR
LCD800RT 01 M											49.00	1.929	125.00	4.921	23.24	132.70	44.00	1.732	AZH
LCD800RT 02 M											69.00	2.717	180.00	7.087	14.81	84.56	60.00	2.362	AZP
LCD800RT 03 M	88.00	3.465	91.00	3.583	69.00	2.716	8.00	0.315	1765.26	396.848	99.00	3.898	285.00	11.220	9.58	54.70	84.00	3.307	AZQ
LCD800RT 04 M											139.00	5.472	410.00	16.142	6.51	37.17	116.00	4.567	AZR
LCD800RT 05 M											199.00	7.835	600.00	23.622	4.40	25.12	164.00	6.457	SPECIAL
LCD1000RX 01M											59.00	2.323	115.00	4.528	56.78	324.21	55.00	2.165	AZH
LCD1000RX 02M											83.00	3.268	175.00	6.890	36.19	206.64	75.00	2.953	AZP
LCD1000RX 03M	90.00	3.543	93.00	3.662	67.50	2.657	10.00	0.394	3246.12	729.760	119.00	4.685	255.00	10.039	23.44	133.84	105.00	4.134	AZQ
LCD1000RX 04M											167.00	6.575	370.00	14.567	15.89	90.73	145.00	5.709	SPECIAL
LCD1000RX 05M											238.00	9.370	540.00	21.260	10.79	61.61	205.00	8.071	SPECIAL
LCD800S 01 M											52.00	2.047	170.00	6.693	11.87	67.78	44.00	1.732	AZH
LCD800S 02 M											73.00	2.874	260.00	10.236	7.58	43.28	60.00	2.362	AZP
LCD800S 03 M	108.00	4.252	111.00	4.371	89.00	3.503	8.00	0.315	1412.21	317.478	104.00	4.094	390.00	15.354	4.90	27.98	84.00	3.307	AZQ
LCD800S 04 M											147.00	5.787	570.00	22.441	3.33	19.01	116.00	4.567	SPECIAL
LCD800S 05 M											210.00	8.268	835.00	32.874	2.26	12.90	164.00	6.457	SPECIAL
LCD1000ST 01M											63.00	2.480	150.00	5.906	29.03	165.76	55.00	2.165	AZP
LCD1000ST 02M											89.00	3.504	230.00	9.055	18.53	105.80	75.00	2.953	AZR
LCD1000ST 03M	110.00	4.331	114.00	4.489	87.00	3.425	10.00	0.394	2598.86	584.249	128.00	5.039	345.00	13.583	11.96	68.29	105.00	4.134	SPECIAL
LCD1000ST 04M											180.00	7.087	500.00	19.685	8.14	46.48	145.00	5.709	SPECIAL
LCD1000ST 05M											258.00	10.157	730.00	28.740	5.50	31.40	205.00	8.071	SPECIAL
LCD1000TX 01M											67.00	2.638	205.00	8.071	14.91	85.13	55.00	2.165	AZR
LCD1000TX 02M											95.00	3.740	315.00	12.402	9.48	54.13	75.00	2.953	SPECIAL
LCD1000TX 03M	135.00	5.315	140.00	5.512	111.00	4.370	10.00	0.394	2079.08	467.399	137.00	5.394	475.00	18.701	6.13	35.00	105.00	4.134	SPECIAL
LCD1000TX 04M											193.00	7.598	690.00	27.165	4.17	23.81	145.00	5.709	SPECIAL
LCD1000TX 05M											277.00	10.905	1015.00	39.961	2.82	16.10	205.00	8.071	SPECIAL

SPECIAL INSTRUCTIONS FOR DIN-PLUS SERIES- PART 1

PRICING: See Inside Back Cover for up to 199 pcs. To price or order 200+ pcs. contact Lee Spring.
CALCULATIONS: Spring Rate and Nominal Load are pre-calculated for Spring Steel.

MIL-SPEC Springs

Compression MS24585 and Extension MS24586



Materials:

All MIL-SPEC springs are available in the four authorized AS24585 and AS24586 materials:

- Uncoated Music Wire per ASTM A228.
- Cadmium Plated Music Wire in accordance with SAE-AMS-QQ-P-416, Type II, Class 2.
- Zinc Plated Music Wire in accordance with ASTM B633, Type II, Fe/Zn5.
- Corrosion Resistant Stainless Steel 302 per ASTM A313 with passivation treatment in accordance with ASTM A967 or AMS2700. DFARS Compliant material only.

About DFARS Compliance

DFARS regulates the supply country for certain materials. It applies to Stainless Steel but does not apply to Music Wire. For a complete explanation of DFARS Compliance, go to the Regulatory Compliance and Certification Page 383.

MIL-SPEC Springs available in Stock.

When you need MIL-SPEC Springs, Lee Spring simplifies the purchasing process by offering the full range of MIL-SPEC Compression Springs and Extension Springs.

- Simplified pricing – no complicated price grids.
- Paperwork included – no additional charges for material certifications or traceability.
- Free ground shipping in the Continental United States for orders of \$40.00 or more.
- DFARS Compliance – all Stainless Steel MIL-SPEC springs meet DFARS specifications.
- Quick RFQ turnaround – quantities over 1000.

About MIL- SPEC Springs

These products are part of the United States Defense Standard. They are used to help achieve standardization objectives set by the U.S. Department of Defense. They are known interchangeably as “military standards”, “MIL-SPEC”, “MIL-STD”, or “MilSpecs.” These high precision designs meet stringent technical requirements and are used in a multitude of Military and Aerospace applications, both defense and non-defense related. MIL-SPEC springs are increasingly specified by other non-Defense government organizations, technical organizations, and highly regulated industries. The MIL-SPEC standard for compression springs for loads below 20 lbs. is AS24585; this standard was formerly MS24585. The MIL-SPEC standard for extension springs for loads below 30 lbs. is AS24586; this was formerly MS24586.

MIL-SPEC COMPRESSION SPRINGS



Lee Spring can manufacture custom MIL-SPEC springs to your specifications. Contact us today!

MIL-SPEC Springs

Guide to using tables

Lee Stock Number:
Lee Spring Part Number.

OD:
Spring outer diameter, parts listed in ascending order.

W:
Wire diameter of spring wire.

Active Coils:
Those coils which are free to deflect under load.

Load:
The design load or force to compress spring by its deflection design.

Price Group:
Reference for price list. See fold-out section at rear of book.

MUSIC WIRE			STAINLESS STEEL	OD	W	FREE LENGTH	ACTIVE COILS	DEFLECTION PER COIL	LOAD	DEFLECTION	SOLID HEIGHT	RATE	PRICE GROUP			
UNPLATED (U)	CAD. PLATE (C)	ZINC PLATE (Z)	PASSIVATED (S)	IN	IN	IN		IN	LB	IN	IN	LB/IN	U	C	Z	S
MS24585-1	MS24585-1001		MS24585-C1			.250	4.50			.095	.104	19.30	AN	AO		AO
MS24585-2	MS24585-1002		MS24585-C2			.310	6.25			.131	.132	14.00	AN	AO		AO
MS24585-3	MS24585-1003		MS24585-C3			.380	7.75			.163	.156	11.30	AN	AO		AO
MS24585-4	MS24585-1004		MS24585-C4			.440	9.25			.194	.180	9.50	AN	AO		AO
MS24585-5	MS24585-1005		MS24585-C5	.120	.016	.500	10.50	.0210	1.837	.220	.200	8.30	AN	AO		AO
MS24585-6	MS24585-1006		MS24585-C6			.560	12.00			.252	.224	7.30	AN	AO		AO
MS24585-7	MS24585-1007		MS24585-C7			.620	13.25			.278	.244	6.60	AN	AO		AO
MS24585-8	MS24585-1008		MS24585-C8			.690	15.00			.315	.272	5.80	AN	AO		AO
MS24585-9	MS24585-1009		MS24585-C9			.750	16.50			.346	.296	5.30	AN	AO		AO

Free Length:
The overall height of the spring in the unloaded position.

Deflection Per Coil:
Amount of movement per coil to achieve the design load.

Deflection:
The amount of spring movement under the design load.

Solid Height:
Length when fully compressed.

Rate:
Change in load or force per unit of deflection.

Part Numbers

Be sure to specify the complete numbers as designated by AS24585 and AS24586. MIL-SPEC Springs begin with the prefix MS24585 or MS24586 followed by a hyphen and the part number, e.g., MS24585-1002 or MS24586-C13. The following chart is a helpful reference:

MIL-SPEC	Unplated	Cadmium Plated	Zinc Plated	Stainless Steel
Compression MS24585	MS24585-1 through MS24585-527	MS24585-1001 through MS24585-1527	MS24585-2010 through MS24585-2507	MS24585-C1 through MS24585-C527
Extension MS24586	MS24586-1 through MS24586-354	MS24586-501 through MS24586-854	MS24586-1006 through MS24586-1354	MS24586-C1 through MS24586-C354

How to Determine Price

1. Select the spring you want by LEE STOCK NUMBER.
2. Read across to the last column PRICE GROUP to obtain the price code: when applicable, select the price code that corresponds to the material type required.
3. Refer to the PRICE GROUP in the appropriate pricing chart by spring type located in the back of this catalog for pricing up to 199 pieces of an item.
4. Prices subject to change without notice.

FREE SHIPPING AVAILABLE

See Price List in back of catalog for details.

MUSIC WIRE			STAINLESS STEEL	OD	W	FREE LENGTH	ACTIVE COILS	DEFLECTION PER COIL	LOAD	DEFLECTION	SOLID HEIGHT	RATE	PRICE GROUP			
UNPLATED (U)	CAD. PLATE (C)	ZINC PLATE (Z)	PASSIVATED (S)	IN	IN	IN		IN	LB	IN	IN	LB/IN	U	C	Z	S
MS24585-1	MS24585-1001		MS24585-C1	.120	.016	.250	4.50	.0210	1.837	.095	.104	19.30	AN	AO		AO
MS24585-2	MS24585-1002		MS24585-C2			.310	6.25			.131	.132	14.00	AN	AO		AO
MS24585-3	MS24585-1003		MS24585-C3			.380	7.75			.163	.156	11.30	AN	AO		AO
MS24585-4	MS24585-1004		MS24585-C4			.440	9.25			.194	.180	9.50	AN	AO		AO
MS24585-5	MS24585-1005		MS24585-C5			.500	10.50			.220	.200	8.30	AN	AO		AO
MS24585-6	MS24585-1006		MS24585-C6			.560	12.00			.252	.224	7.30	AN	AO		AO
MS24585-7	MS24585-1007		MS24585-C7			.620	13.25			.278	.244	6.60	AN	AO		AO
MS24585-8	MS24585-1008		MS24585-C8			.690	15.00			.315	.272	5.80	AN	AO		AO
MS24585-9	MS24585-1009		MS24585-C9			.750	16.50			.346	.296	5.30	AN	AO		AO
MS24585-10	MS24585-1010	MS24585-2010	MS24585-C10	.120	.018	.250	5.25	.0173	2.564	.091	.130	28.20	AN	AO	AN	AO
MS24585-11	MS24585-1011	MS24585-2011	MS24585-C11			.310	6.75			.117	.157	21.90	AN	AO	AN	AO
MS24585-12	MS24585-1012	MS24585-2012	MS24585-C12			.380	8.25			.143	.184	17.90	AN	AO	AN	AO
MS24585-13	MS24585-1013	MS24585-2013	MS24585-C13			.440	9.75			.169	.211	15.20	AN	AO	AN	AO
MS24585-14	MS24585-1014	MS24585-2014	MS24585-C14			.500	11.25			.195	.238	13.10	AN	AO	AN	AO
MS24585-15	MS24585-1015	MS24585-2015	MS24585-C15			.560	13.00			.224	.270	11.40	AN	AO	AN	AO
MS24585-16	MS24585-1016	MS24585-2016	MS24585-C16			.620	14.00			.242	.288	10.60	AN	AO	AN	AO
MS24585-17	MS24585-1017	MS24585-2017	MS24585-C17			.690	16.00			.276	.324	9.30	AN	AO	AN	AO
MS24585-18	MS24585-1018	MS24585-2018	MS24585-C18			.750	17.50			.302	.351	8.50	AN	AO	AN	AO
MS24585-19	MS24585-1019		MS24585-C19	.120	.022	.250	5.25	.0120	4.481	.063	.159	71.10	AN	AO		AO
MS24585-20	MS24585-1020		MS24585-C20			.310	7.00			.084	.198	53.30	AN	AO		AO
MS24585-21	MS24585-1021		MS24585-C21			.380	9.00			.108	.242	41.50	AN	AO		AO
MS24585-22	MS24585-1022		MS24585-C22			.440	10.25			.123	.269	36.40	AN	AO		AO
MS24585-23	MS24585-1023		MS24585-C23			.500	12.00			.144	.308	31.10	AN	AO		AO
MS24585-24	MS24585-1024		MS24585-C24			.560	13.25			.159	.335	28.20	AN	AO		AO
MS24585-25	MS24585-1025		MS24585-C25			.620	15.00			.180	.374	24.90	AN	AO		AO
MS24585-26	MS24585-1026		MS24585-C26			.690	17.00			.204	.418	22.00	AN	AO		AO
MS24585-27	MS24585-1027		MS24585-C27			.750	18.50			.222	.451	20.20	AN	AO		AO
MS24585-28	MS24585-1028		MS24585-C28	.810	20.00	.240	.484	18.70	AN	AO		AO				
MS24585-29	MS24585-1029	MS24585-2029	MS24585-C29	.180	.016	.250	2.50	.0563	1.254	.141	.072	8.90	AN	AO	AN	AO
MS24585-30	MS24585-1030	MS24585-2030	MS24585-C30			.310	3.00			.167	.080	7.50	AN	AO	AN	AO
MS24585-31	MS24585-1031	MS24585-2031	MS24585-C31			.380	3.75			.211	.092	5.90	AN	AO	AN	AO
MS24585-32	MS24585-1032	MS24585-2032	MS24585-C32			.440	4.50			.253	.104	4.90	AN	AO	AN	AO
MS24585-33	MS24585-1033	MS24585-2033	MS24585-C33			.500	5.25			.295	.116	4.20	AN	AO	AN	AO
MS24585-34	MS24585-1034	MS24585-2034	MS24585-C34			.560	6.00			.337	.128	3.70	AN	AO	AN	AO
MS24585-35	MS24585-1035	MS24585-2035	MS24585-C35			.620	6.50			.366	.136	3.40	AN	AO	AN	AO
MS24585-36	MS24585-1036	MS24585-2036	MS24585-C36			.690	7.25			.407	.148	3.10	AN	AO	AN	AO
MS24585-37	MS24585-1037	MS24585-2037	MS24585-C37			.750	8.00			.450	.160	2.80	AN	AO	AN	AO
MS24585-38	MS24585-1038		MS24585-C38	.180	.018	.250	2.75	.0475	1.760	.130	.085	13.50	AN	AO		AO
MS24585-39	MS24585-1039		MS24585-C39			.310	3.25			.154	.094	11.40	AN	AO		AO
MS24585-40	MS24585-1040		MS24585-C40			.380	4.00			.190	.108	9.30	AN	AO		AO
MS24585-41	MS24585-1041		MS24585-C41			.440	4.75			.225	.121	7.80	AN	AO		AO
MS24585-42	MS24585-1042		MS24585-C42			.500	5.50			.261	.135	6.70	AN	AO		AO
MS24585-43	MS24585-1043		MS24585-C43			.560	6.50			.308	.153	5.70	AN	AO		AO
MS24585-44	MS24585-1044		MS24585-C44			.620	7.25			.344	.166	5.10	AN	AO		AO
MS24585-45	MS24585-1045		MS24585-C45			.690	8.00			.380	.180	4.60	AN	AO		AO
MS24585-46	MS24585-1046		MS24585-C46			.750	9.00			.427	.198	4.10	AN	AO		AO
MS24585-47	MS24585-1047	MS24585-2047	MS24585-C47	.180	.022	.250	3.00	.0352	3.134	.106	.110	29.60	AN	AO	AN	AO
MS24585-48	MS24585-1048	MS24585-2048	MS24585-C48			.310	3.75			.132	.126	23.70	AN	AO	AN	AO
MS24585-49	MS24585-1049	MS24585-2049	MS24585-C49			.380	4.50			.158	.143	19.80	AN	AO	AN	AO
MS24585-50	MS24585-1050	MS24585-2050	MS24585-C50			.440	5.25			.185	.159	16.90	AN	AO	AN	AO
MS24585-51	MS24585-1051	MS24585-2051	MS24585-C51			.500	6.25			.220	.181	14.20	AN	AO	AN	AO
MS24585-52	MS24585-1052	MS24585-2052	MS24585-C52			.560	7.50			.264	.209	11.90	AN	AO	AN	AO
MS24585-53	MS24585-1053	MS24585-2053	MS24585-C53			.620	8.50			.299	.231	10.50	AN	AO	AN	AO
MS24585-54	MS24585-1054	MS24585-2054	MS24585-C54			.690	9.25			.325	.247	9.60	AN	AO	AN	AO
MS24585-55	MS24585-1055	MS24585-2055	MS24585-C55			.750	10.25			.361	.269	8.70	AN	AO	AN	AO
MS24585-56	MS24585-1056	MS24585-2056	MS24585-C56	.810	11.50	.405	.297	7.70	AN	AO	AN	AO				

MIL-SPEC COMPRESSION SPRINGS

SPECIAL INSTRUCTIONS FOR MS24585 COMPRESSION SPRINGS

PRICING: See Inside Back Cover for up to 199 pricing. To price or order up to 1000 pcs, visit leespring.com; 1000+ pcs. contact Lee Spring.
CALCULATIONS: Spring Rate and Load are for Music Wire. For Stainless Steel, multiply figures shown by 5/6 (.833).
COMPLIANCE: All MS24585 Stainless Steel parts are DFARS Compliant; CAD Plated MS24585 parts are NOT RoHS compliant.

SPECIALTY STOCK PARTS: MIL-SPEC

ENDS ARE GROUND • Compression Springs (MS24585)

MUSIC WIRE			STAINLESS STEEL	OD	W	FREE LENGTH	ACTIVE COILS	DEFLECTION PER COIL	LOAD	DEFLECTION	SOLID HEIGHT	RATE	PRICE GROUP							
UNPLATED (U)	CAD. PLATE (C)	ZINC PLATE (Z)	PASSIVATED (S)	IN	IN	IN		IN	LB	IN	IN	LB/IN	U	C	Z	S				
MS24585-57	MS24585-1057		MS24585-C57	.180	.026	.250	3.25	.0268	5.032	.087	.136	57.80	AN	AO		AO				
MS24585-58	MS24585-1058		MS24585-C58			.310	4.00			.107	.156	47.00	AN	AO		AO				
MS24585-59	MS24585-1059		MS24585-C59			.380	5.00			.134	.182	37.50	AN	AO		AO				
MS24585-60	MS24585-1060		MS24585-C60			.440	6.00			.161	.208	31.20	AN	AO		AO				
MS24585-61	MS24585-1061		MS24585-C61			.500	7.00			.188	.234	26.80	AN	AO		AO				
MS24585-62	MS24585-1062		MS24585-C62			.560	8.00			.214	.260	23.50	AN	AO		AO				
MS24585-63	MS24585-1063		MS24585-C63			.620	9.00			.241	.286	20.90	AN	AO		AO				
MS24585-64	MS24585-1064		MS24585-C64			.690	10.00			.268	.312	18.80	AN	AO		AO				
MS24585-65	MS24585-1065		MS24585-C65			.750	11.00			.295	.338	17.00	AN	AO		AO				
MS24585-66	MS24585-1066		MS24585-C66			.810	12.00			.322	.364	15.60	AN	AO		AO				
MS24585-67	MS24585-1067		MS24585-C67			.880	13.00			.348	.390	14.40	AN	AO		AO				
MS24585-68	MS24585-1068	MS24585-2068	MS24585-C68			.180	.032			.310	4.00	.0182	8.833	.072	.192	122.70	AN	AO	AN	AO
MS24585-69	MS24585-1069	MS24585-2069	MS24585-C69							.380	5.00			.091	.224	97.00	AN	AO	AN	AO
MS24585-70	MS24585-1070	MS24585-2070	MS24585-C70							.440	6.25			.114	.264	77.50	AN	AO	AN	AO
MS24585-71	MS24585-1071	MS24585-2071	MS24585-C71	.500	7.50			.136	.304	64.90	AN			AO	AN	AO				
MS24585-72	MS24585-1072	MS24585-2072	MS24585-C72	.560	8.25			.150	.328	58.90	AN			AO	AN	AO				
MS24585-73	MS24585-1073	MS24585-2073	MS24585-C73	.620	9.50			.172	.368	51.30	AN			AO	AN	AO				
MS24585-74	MS24585-1074	MS24585-2074	MS24585-C74	.690	10.25			.186	.392	47.50	AN			AO	AN	AO				
MS24585-75	MS24585-1075	MS24585-2075	MS24585-C75	.750	11.75			.214	.440	41.30	AN			AO	AN	AO				
MS24585-76	MS24585-1076	MS24585-2076	MS24585-C76	.810	13.00			.237	.480	37.30	AN			AO	AN	AO				
MS24585-77	MS24585-1077	MS24585-2077	MS24585-C77	.880	14.50			.264	.528	33.50	AN			AO	AN	AO				
MS24585-78	MS24585-1078	MS24585-2078	MS24585-C78	.940	15.50			.282	.560	31.30	AN			AO	AN	AO				
MS24585-79	MS24585-1079	MS24585-2079	MS24585-C79	1.000	16.50			.300	.592	29.40	AN			AO	AN	AO				
MS24585-80	MS24585-1080		MS24585-C80	.240	.022			.380	2.75	.0706	2.394			.194	.104	12.30	AN	AO		AO
MS24585-81	MS24585-1081		MS24585-C81					.440	3.50					.247	.121	9.70	AN	AO		AO
MS24585-82	MS24585-1082		MS24585-C82			.500	4.00	.282	.132			8.50	AN	AO		AO				
MS24585-83	MS24585-1083		MS24585-C83			.560	4.50	.318	.143			7.50	AN	AO		AO				
MS24585-84	MS24585-1084		MS24585-C84			.620	5.00	.353	.154			6.80	AN	AO		AO				
MS24585-85	MS24585-1085		MS24585-C85			.690	5.50	.388	.165			6.20	AN	AO		AO				
MS24585-86	MS24585-1086		MS24585-C86			.750	6.00	.423	.176			5.60	AN	AO		AO				
MS24585-87	MS24585-1087		MS24585-C87			.810	6.50	.458	.187			5.20	AN	AO		AO				
MS24585-88	MS24585-1088	MS24585-2088	MS24585-C88	.240	.026	.380	3.00	.0552	3.846	.165	.130	23.30	AN	AO	AN	AO				
MS24585-89	MS24585-1089	MS24585-2089	MS24585-C89			.440	3.50			.193	.143	19.90	AN	AO	AN	AO				
MS24585-90	MS24585-1090	MS24585-2090	MS24585-C90			.500	4.00			.221	.156	17.40	AN	AO	AN	AO				
MS24585-91	MS24585-1091	MS24585-2091	MS24585-C91			.560	4.75			.262	.175	14.70	AN	AO	AN	AO				
MS24585-92	MS24585-1092	MS24585-2092	MS24585-C92			.620	5.50			.303	.195	12.70	AN	AO	AN	AO				
MS24585-93	MS24585-1093	MS24585-2093	MS24585-C93			.690	6.25			.345	.214	11.10	AN	AO	AN	AO				
MS24585-94	MS24585-1094	MS24585-2094	MS24585-C94			.750	7.00			.386	.234	10.00	AN	AO	AN	AO				
MS24585-95	MS24585-1095	MS24585-2095	MS24585-C95			.810	7.50			.414	.247	9.30	AO	AP	AO	AP				
MS24585-96	MS24585-1096	MS24585-2096	MS24585-C96			.880	8.25			.455	.266	8.40	AO	AP	AO	AP				
MS24585-97	MS24585-1097		MS24585-C97			.240	.032			.310	2.75	.0394	6.892	.108	.152	63.80	AN	AO		AO
MS24585-98	MS24585-1098		MS24585-C98							.380	3.25			.128	.168	53.80	AN	AO		AO
MS24585-99	MS24585-1099		MS24585-C99							.440	4.00			.158	.192	43.20	AN	AO		AO
MS24585-100	MS24585-1100		MS24585-C100	.500	4.75			.187	.216	36.80	AN			AO		AO				
MS24585-101	MS24585-1101		MS24585-C101	.560	5.50			.216	.240	31.90	AN			AO		AO				
MS24585-102	MS24585-1102		MS24585-C102	.620	6.25			.246	.264	28.00	AN			AO		AO				
MS24585-103	MS24585-1103		MS24585-C103	.690	7.00			.276	.288	25.00	AN			AO		AO				
MS24585-104	MS24585-1104		MS24585-C104	.750	8.00			.315	.320	21.90	AN			AO		AO				
MS24585-105	MS24585-1105		MS24585-C105	.810	8.75			.344	.344	20.00	AO			AP		AP				
MS24585-106	MS24585-1106		MS24585-C106	.880	9.50			.374	.368	18.40	AO			AP		AP				
MS24585-107	MS24585-1107		MS24585-C107	.940	10.25			.403	.392	17.10	AO			AP		AP				
MS24585-108	MS24585-1108		MS24585-C108	1.000	11.00			.433	.416	15.90	AO			AP		AP				

MIL-SPEC COMPRESSION SPRINGS

SPECIAL INSTRUCTIONS FOR MS24585 COMPRESSION SPRINGS

PRICING: See Inside Back Cover for up to 199 pricing. To price or order up to 1000 pcs, visit leespring.com; 1000+ pcs. contact Lee Spring.
CALCULATIONS: Spring Rate and Load are for Music Wire. For Stainless Steel, multiply figures shown by 5/6 (.833).
COMPLIANCE: All MS24585 Stainless Steel parts are DFARS Compliant; CAD Plated MS24585 parts are NOT RoHS compliant.

MUSIC WIRE			STAINLESS STEEL	OD	W	FREE LENGTH	ACTIVE COILS	DEFLECTION PER COIL	LOAD	DEFLECTION	SOLID HEIGHT	RATE	PRICE GROUP							
UNPLATED (U)	CAD. PLATE (C)	ZINC PLATE (Z)	PASSIVATED (S)	IN	IN	IN		IN	LB	IN	IN	LB/IN	U	C	Z	S				
MS24585-109	MS24585-1109	MS24585-2109	MS24585-C109	.240	.038	.310	3.00	.0291	11.060	.087	.190	127.10	AN	AO	AN	AO				
MS24585-110	MS24585-1110	MS24585-2110	MS24585-C110			.380	3.75			.109	.218	101.50	AN	AO	AN	AO				
MS24585-111	MS24585-1111	MS24585-2111	MS24585-C111			.440	4.50			.131	.247	84.40	AN	AO	AN	AO				
MS24585-112	MS24585-1112	MS24585-2112	MS24585-C112			.500	5.25			.153	.275	72.30	AN	AO	AN	AO				
MS24585-113	MS24585-1113	MS24585-2113	MS24585-C113			.560	6.00			.175	.304	63.20	AN	AO	AN	AO				
MS24585-114	MS24585-1114	MS24585-2114	MS24585-C114			.620	6.75			.196	.332	56.40	AN	AO	AN	AO				
MS24585-115	MS24585-1115	MS24585-2115	MS24585-C115			.690	7.50			.218	.361	50.70	AN	AO	AN	AO				
MS24585-116	MS24585-1116	MS24585-2116	MS24585-C116			.750	8.25			.240	.389	46.10	AN	AO	AN	AO				
MS24585-117	MS24585-1117	MS24585-2117	MS24585-C117			.810	9.00			.262	.418	42.20	AO	AP	AO	AP				
MS24585-118	MS24585-1118	MS24585-2118	MS24585-C118			.880	10.00			.291	.456	38.00	AO	AP	AO	AP				
MS24585-119	MS24585-1119	MS24585-2119	MS24585-C119			.940	11.00			.320	.494	34.60	AO	AP	AO	AP				
MS24585-120	MS24585-1120	MS24585-2120	MS24585-C120			1.000	11.75			.342	.522	32.30	AO	AP	AO	AP				
MS24585-121	MS24585-1121	MS24585-2121	MS24585-C121			1.120	13.25			.385	.579	28.70	AO	AP	AO	AP				
MS24585-122	MS24585-1122	MS24585-2122	MS24585-C122			1.250	14.75			.429	.636	25.80	AO	AP	AO	AP				
MS24585-123	MS24585-1123	MS24585-2123	MS24585-C123			1.380	16.25			.473	.693	23.40	AO	AP	AO	AP				
MS24585-124	MS24585-1124	MS24585-2124	MS24585-C124			1.500	17.75			.516	.750	21.40	AO	AP	AO	AP				
MS24585-125	MS24585-1125		MS24585-C125			.240	.042			.380	3.50	.0239	14.390	.084	.231	171.30	AN	AO		AO
MS24585-126	MS24585-1126		MS24585-C126							.440	4.50			.107	.273	134.50	AN	AO		AO
MS24585-127	MS24585-1127		MS24585-C127							.500	5.25			.125	.304	115.10	AN	AO		AO
MS24585-128	MS24585-1128		MS24585-C128							.560	6.00			.143	.336	100.60	AN	AO		AO
MS24585-129	MS24585-1129		MS24585-C129							.620	6.75			.161	.367	89.40	AN	AO		AO
MS24585-130	MS24585-1130		MS24585-C130							.690	7.50			.179	.399	80.40	AN	AO		AO
MS24585-131	MS24585-1131		MS24585-C131							.750	8.50			.203	.441	70.90	AN	AO		AO
MS24585-132	MS24585-1132		MS24585-C132							.810	9.25			.221	.472	65.10	AO	AP		AP
MS24585-133	MS24585-1133		MS24585-C133	.880	10.00			.239	.504	60.20	AO			AP		AP				
MS24585-134	MS24585-1134		MS24585-C134	.940	11.00			.263	.546	54.70	AO			AP		AP				
MS24585-135	MS24585-1135		MS24585-C135	1.000	11.75			.281	.577	51.20	AO			AP		AP				
MS24585-136	MS24585-1136		MS24585-C136	1.120	13.25			.317	.640	45.40	AO			AP		AP				
MS24585-137	MS24585-1137		MS24585-C137	1.250	14.75			.352	.703	40.90	AO			AP		AP				
MS24585-138	MS24585-1138		MS24585-C138	1.380	16.50			.394	.777	36.50	AO			AP		AP				
MS24585-139	MS24585-1139		MS24585-C139	1.500	18.50			.442	.861	32.50	AO			AP		AP				
MS24585-140	MS24585-1140	MS24585-2140	MS24585-C140	.300	.022			.500	2.50	.1181	1.931			.295	.099	6.60	AN	AO	AN	AO
MS24585-141	MS24585-1141	MS24585-2141	MS24585-C141			.560	2.75	.325	.104			5.90	AN	AO	AN	AO				
MS24585-142	MS24585-1142	MS24585-2142	MS24585-C142			.620	3.25	.383	.115			5.00	AN	AO	AN	AO				
MS24585-143	MS24585-1143	MS24585-2143	MS24585-C143			.690	3.50	.413	.121			4.70	AN	AO	AN	AO				
MS24585-144	MS24585-1144	MS24585-2144	MS24585-C144			.750	4.00	.472	.132			4.10	AN	AO	AN	AO				
MS24585-145	MS24585-1145	MS24585-2145	MS24585-C145			.810	4.25	.501	.137			3.80	AN	AO	AN	AO				
MS24585-146	MS24585-1146	MS24585-2146	MS24585-C146			.880	4.50	.531	.143			3.60	AN	AO	AN	AO				
MS24585-147	MS24585-1147		MS24585-C147			.300	.026	.440	2.50			.0937	3.122	.234	.117	13.30	AN	AO		AO
MS24585-148	MS24585-1148		MS24585-C148	.500	3.00			.281	.130	11.10	AN			AO		AO				
MS24585-149	MS24585-1149		MS24585-C149	.560	3.25			.304	.136	10.30	AN			AO		AO				
MS24585-150	MS24585-1150		MS24585-C150	.620	3.75			.351	.149	8.90	AN			AO		AO				
MS24585-151	MS24585-1151		MS24585-C151	.690	4.25			.398	.162	7.80	AN			AO		AO				
MS24585-152	MS24585-1152		MS24585-C152	.750	4.50			.422	.169	7.40	AN			AO		AO				
MS24585-153	MS24585-1153		MS24585-C153	.810	5.00			.468	.182	6.70	AN			AO		AO				
MS24585-154	MS24585-1154		MS24585-C154	.880	5.50			.515	.195	6.10	AN			AO		AO				
MS24585-155	MS24585-1155		MS24585-C155	.940	6.00			.562	.208	5.50	AN			AO		AO				
MS24585-156	MS24585-1156		MS24585-C156	1.000	6.50			.609	.221	5.10	AN			AO		AO				
MS24585-157	MS24585-1157	MS24585-2157	MS24585-C157	.300	.032	.440	3.00	.0684	5.593	.205	.160	27.30	AN	AO	AN	AO				
MS24585-158	MS24585-1158	MS24585-2158	MS24585-C158			.500	3.50			.237	.176	23.60	AN	AO	AN	AO				
MS24585-159	MS24585-1159	MS24585-2159	MS24585-C159			.560	4.00			.274	.192	20.40	AN	AO	AN	AO				
MS24585-160	MS24585-1160	MS24585-2160	MS24585-C160			.620	4.50			.308	.208	18.20	AN	AO	AN	AO				
MS24585-161	MS24585-1161	MS24585-2161	MS24585-C161			.690	5.00			.342	.224	16.30	AN	AO	AN	AO				
MS24585-162	MS24585-1162	MS24585-2162	MS24585-C162			.750	5.50			.376	.240	14.90	AN	AO	AN	AO				
MS24585-163	MS24585-1163	MS24585-2163	MS24585-C163			.810	6.00			.410	.256	13.60	AN	AO	AN	AO				
MS24585-164	MS24585-1164	MS24585-2164	MS24585-C164			.880	6.50			.445	.272	12.60	AN	AO	AN	AO				
MS24585-165	MS24585-1165	MS24585-2165	MS24585-C165			.940	7.25			.496	.296	11.30	AN	AO	AN	AO				
MS24585-166	MS24585-1166	MS24585-2166	MS24585-C166			1.000	7.75			.530	.312	10.60	AN	AO	AN	AO				

MIL-SPEC COMPRESSION SPRINGS

SPECIAL INSTRUCTIONS FOR MS24585 COMPRESSION SPRINGS

PRICING: See Inside Back Cover for up to 199 pricing. To price or order up to 1000 pcs, visit leespring.com; 1000+ pcs. contact Lee Spring.
CALCULATIONS: Spring Rate and Load are for Music Wire. For Stainless Steel, multiply figures shown by 5/6 (.833).
COMPLIANCE: All MS24585 Stainless Steel parts are DFARS Compliant; CAD Plated MS24585 parts are NOT RoHS compliant.

SPECIALTY STOCK PARTS: MIL-SPEC

ENDS ARE GROUND • Compression Springs (MS24585)

MUSIC WIRE			STAINLESS STEEL	OD	W	FREE LENGTH	ACTIVE COILS	DEFLECTION PER COIL	LOAD	DEFLECTION	SOLID HEIGHT	RATE	PRICE GROUP							
UNPLATED (U)	CAD. PLATE (C)	ZINC PLATE (Z)	PASSIVATED (S)	IN	IN	IN		IN	LB	IN	IN	LB/IN	U	C	Z	S				
MS24585-167	MS24585-1167		MS24585-C167	.300	.038	.380	2.50	.0519	9.043	.130	.171	69.60	AN	AO		AO				
MS24585-168	MS24585-1168		MS24585-C168			.440	3.25			.169	.199	53.50	AN	AO		AO				
MS24585-169	MS24585-1169		MS24585-C169			.500	3.75			.195	.218	46.40	AN	AO		AO				
MS24585-170	MS24585-1170		MS24585-C170			.560	4.50			.233	.247	38.80	AN	AO		AO				
MS24585-171	MS24585-1171		MS24585-C171			.620	5.00			.259	.266	34.90	AN	AO		AO				
MS24585-172	MS24585-1172		MS24585-C172			.690	5.75			.298	.294	30.30	AN	AO		AO				
MS24585-173	MS24585-1173		MS24585-C173			.750	6.25			.324	.313	27.90	AN	AO		AO				
MS24585-174	MS24585-1174		MS24585-C174			.810	6.75			.350	.332	25.80	AN	AO		AO				
MS24585-175	MS24585-1175		MS24585-C175			.880	7.50			.389	.361	23.20	AN	AO		AO				
MS24585-176	MS24585-1176		MS24585-C176			.940	8.00			.415	.380	21.80	AN	AO		AO				
MS24585-177	MS24585-1177		MS24585-C177			1.000	8.50			.441	.399	20.50	AN	AO		AO				
MS24585-178	MS24585-1178		MS24585-C178			1.120	9.50			.493	.437	18.30	AN	AO		AO				
MS24585-179	MS24585-1179		MS24585-C179			1.250	10.50			.545	.475	16.60	AN	AO		AO				
MS24585-180	MS24585-1180		MS24585-C180			1.380	11.50			.597	.513	15.10	AN	AO		AO				
MS24585-181	MS24585-1181		MS24585-C181			1.500	12.50			.648	.551	13.90	AN	AO		AO				
MS24585-182	MS24585-1182	MS24585-2182	MS24585-C182			.300	.042			.380	2.50	.0436	11.810	.109	.189	108.30	AN	AO	AN	AO
MS24585-183	MS24585-1183	MS24585-2183	MS24585-C183							.440	3.00			.130	.210	90.80	AN	AO	AN	AO
MS24585-184	MS24585-1184	MS24585-2184	MS24585-C184							.500	3.75			.167	.241	70.70	AN	AO	AN	AO
MS24585-185	MS24585-1185	MS24585-2185	MS24585-C185	.560	4.50			.196	.273	60.20	AN			AO	AN	AO				
MS24585-186	MS24585-1186	MS24585-2186	MS24585-C186	.620	5.25			.229	.304	51.60	AN			AO	AN	AO				
MS24585-187	MS24585-1187	MS24585-2187	MS24585-C187	.690	6.00			.262	.336	45.10	AN			AO	AN	AO				
MS24585-188	MS24585-1188	MS24585-2188	MS24585-C188	.750	6.50			.283	.357	41.70	AN			AO	AN	AO				
MS24585-189	MS24585-1189	MS24585-2189	MS24585-C189	.810	7.25			.316	.388	37.40	AN			AO	AN	AO				
MS24585-190	MS24585-1190	MS24585-2190	MS24585-C190	.880	8.00			.349	.420	33.80	AN			AO	AN	AO				
MS24585-191	MS24585-1191	MS24585-2191	MS24585-C191	.940	8.50			.370	.441	31.90	AN			AO	AN	AO				
MS24585-192	MS24585-1192	MS24585-2192	MS24585-C192	1.000	9.00			.392	.462	30.10	AN			AO	AN	AO				
MS24585-193	MS24585-1193	MS24585-2193	MS24585-C193	1.120	10.00			.436	.504	27.10	AN			AO	AN	AO				
MS24585-194	MS24585-1194	MS24585-2194	MS24585-C194	1.250	11.25			.490	.556	24.10	AN			AO	AN	AO				
MS24585-195	MS24585-1195	MS24585-2195	MS24585-C195	1.380	12.50			.545	.609	21.70	AN			AO	AN	AO				
MS24585-196	MS24585-1196	MS24585-2196	MS24585-C196	1.500	13.75			.599	.661	19.70	AN			AO	AN	AO				
MS24585-197	MS24585-1197		MS24585-C197	.300	.045			.380	2.50	.0384	14.260			.096	.202	148.50	AN	AO		AO
MS24585-198	MS24585-1198		MS24585-C198					.440	3.25					.125	.236	114.10	AN	AO		AO
MS24585-199	MS24585-1199		MS24585-C199					.500	4.00					.154	.270	92.60	AN	AO		AO
MS24585-200	MS24585-1200		MS24585-C200			.560	4.75	.182	.304			78.30	AN	AO		AO				
MS24585-201	MS24585-1201		MS24585-C201			.620	5.50	.211	.337			67.60	AN	AO		AO				
MS24585-202	MS24585-1202		MS24585-C202			.690	6.00	.230	.360			62.00	AN	AO		AO				
MS24585-203	MS24585-1203		MS24585-C203			.750	6.75	.259	.394			55.00	AN	AO		AO				
MS24585-204	MS24585-1204		MS24585-C204			.810	7.25	.278	.416			51.30	AN	AO		AO				
MS24585-205	MS24585-1205		MS24585-C205			.880	8.00	.307	.450			46.40	AN	AO		AO				
MS24585-206	MS24585-1206		MS24585-C206			.940	8.75	.336	.484			42.40	AN	AO		AO				
MS24585-207	MS24585-1207		MS24585-C207			1.000	9.25	.355	.506			40.20	AN	AO		AO				
MS24585-208	MS24585-1208		MS24585-C208			1.120	10.25	.394	.551			36.20	AN	AO		AO				
MS24585-209	MS24585-1209		MS24585-C209			1.250	11.50	.441	.607			32.30	AN	AO		AO				
MS24585-210	MS24585-1210		MS24585-C210			1.380	12.75	.490	.664			29.10	AN	AO		AO				
MS24585-211	MS24585-1211		MS24585-C211			1.500	14.00	.538	.720			26.50	AN	AO		AO				
MS24585-212	MS24585-1212	MS24585-2212	MS24585-C212			.360	.022	.500	2.00			.1782	1.622	.356	.088	4.50	AN	AO	AN	AO
MS24585-213	MS24585-1213	MS24585-2213	MS24585-C213					.620	2.25					.401	.093	4.00	AN	AO	AN	AO
MS24585-214	MS24585-1214	MS24585-2214	MS24585-C214					.690	2.50					.445	.099	3.60	AN	AO	AN	AO
MS24585-215	MS24585-1215	MS24585-2215	MS24585-C215	.750	2.75			.490	.104	3.30	AN			AO	AN	AO				
MS24585-216	MS24585-1216	MS24585-2216	MS24585-C216	.810	3.00			.535	.110	3.00	AN			AO	AN	AO				
MS24585-217	MS24585-1217	MS24585-2217	MS24585-C217	.880	3.25			.579	.115	2.80	AN			AO	AN	AO				
MS24585-218	MS24585-1218	MS24585-2218	MS24585-C218	.940	3.50			.624	.121	2.60	AN			AO	AN	AO				
MS24585-219	MS24585-1219	MS24585-2219	MS24585-C219	1.000	3.75			.668	.126	2.40	AN			AO	AN	AO				

MIL-SPEC COMPRESSION SPRINGS

SPECIAL INSTRUCTIONS FOR MS24585 COMPRESSION SPRINGS

PRICING: See Inside Back Cover for up to 199 pricing. To price or order up to 1000 pcs, visit leespring.com; 1000+ pcs. contact Lee Spring.
CALCULATIONS: Spring Rate and Load are for Music Wire. For Stainless Steel, multiply figures shown by 5/6 (.833).
COMPLIANCE: All MS24585 Stainless Steel parts are DFARS Compliant; CAD Plated MS24585 parts are NOT RoHS compliant.

MUSIC WIRE			STAINLESS STEEL	OD	W	FREE LENGTH	ACTIVE COILS	DEFLECTION PER COIL	LOAD	DEFLECTION	SOLID HEIGHT	RATE	PRICE GROUP			
UNPLATED (U)	CAD. PLATE (C)	ZINC PLATE (Z)	PASSIVATED (S)	IN	IN	IN		IN	LB	IN	IN	LB/IN	U	C	Z	S
MS24585-220	MS24585-1220		MS24585-C220	.360	.026	.500	2.00	.1425	2.621	.285	.104	9.20	AN	AO		AO
MS24585-221	MS24585-1221		MS24585-C221			.560	2.25			.321	.110	8.20	AN	AO	AO	
MS24585-222	MS24585-1222		MS24585-C222			.620	2.50			.356	.117	7.40	AN	AO	AO	
MS24585-223	MS24585-1223		MS24585-C223			.690	2.75			.392	.123	6.70	AN	AO	AO	
MS24585-224	MS24585-1224		MS24585-C224			.750	3.00			.427	.130	6.10	AN	AO	AO	
MS24585-225	MS24585-1225		MS24585-C225			.810	3.25			.463	.136	5.70	AN	AO	AO	
MS24585-226	MS24585-1226		MS24585-C226			.880	3.75			.534	.149	4.90	AN	AO	AO	
MS24585-227	MS24585-1227		MS24585-C227			.940	4.00			.570	.156	4.60	AN	AO	AO	
MS24585-228	MS24585-1228		MS24585-C228			1.000	4.50			.641	.169	4.10	AN	AO	AO	
MS24585-229	MS24585-1229		MS24585-C229			1.120	4.75			.677	.175	3.90	AN	AO	AO	
MS24585-230	MS24585-1230	MS24585-2230	MS24585-C230	.360	.032	.500	2.50	.1054	4.718	.263	.144	17.90	AN	AO	AN	AO
MS24585-231	MS24585-1231	MS24585-2231	MS24585-C231			.560	2.75			.290	.152	16.30	AN	AO	AN	AO
MS24585-232	MS24585-1232	MS24585-2232	MS24585-C232			.620	3.00			.316	.160	14.90	AN	AO	AN	AO
MS24585-233	MS24585-1233	MS24585-2233	MS24585-C233			.690	3.50			.369	.176	12.80	AN	AO	AN	AO
MS24585-234	MS24585-1234	MS24585-2234	MS24585-C234			.750	3.75			.395	.184	11.90	AN	AO	AN	AO
MS24585-235	MS24585-1235	MS24585-2235	MS24585-C235			.810	4.00			.422	.192	11.20	AN	AO	AN	AO
MS24585-236	MS24585-1236	MS24585-2236	MS24585-C236			.880	4.50			.474	.208	9.90	AN	AO	AN	AO
MS24585-237	MS24585-1237	MS24585-2237	MS24585-C237			.940	4.75			.501	.216	9.40	AN	AO	AN	AO
MS24585-238	MS24585-1238	MS24585-2238	MS24585-C238			1.000	5.25			.553	.232	8.50	AN	AO	AN	AO
MS24585-239	MS24585-1239	MS24585-2239	MS24585-C239			1.120	6.00			.632	.256	7.50	AN	AO	AN	AO
MS24585-240	MS24585-1240	MS24585-2240	MS24585-C240	1.380	7.50	.790	.304	6.00	AN	AO	AN	AO				
MS24585-241	MS24585-1241	MS24585-2241	MS24585-C241	1.500	8.25	.869	.328	5.40	AN	AO	AN	AO				
MS24585-242	MS24585-1242		MS24585-C242	.360	.038	.440	2.50	.0815	7.631	.204	.171	37.40	AN	AO		AO
MS24585-243	MS24585-1243		MS24585-C243			.500	2.75			.224	.180	34.10	AN	AO	AO	
MS24585-244	MS24585-1244		MS24585-C244			.560	3.25			.265	.199	28.80	AN	AO	AO	
MS24585-245	MS24585-1245		MS24585-C245			.620	3.75			.306	.218	24.90	AN	AO	AO	
MS24585-246	MS24585-1246		MS24585-C246			.690	4.25			.346	.237	22.10	AN	AO	AO	
MS24585-247	MS24585-1247		MS24585-C247			.750	4.50			.367	.247	20.80	AN	AO	AO	
MS24585-248	MS24585-1248		MS24585-C248			.810	5.00			.407	.266	18.70	AN	AO	AO	
MS24585-249	MS24585-1249		MS24585-C249			.880	5.50			.448	.285	17.00	AN	AO	AO	
MS24585-250	MS24585-1250		MS24585-C250			.940	6.00			.489	.304	15.60	AN	AO	AO	
MS24585-251	MS24585-1251		MS24585-C251			1.000	6.25			.509	.313	15.00	AN	AO	AO	
MS24585-252	MS24585-1252		MS24585-C252	1.120	7.25	.591	.351	12.90	AN	AO	AO					
MS24585-253	MS24585-1253		MS24585-C253	1.250	8.00	.652	.380	11.70	AN	AO	AO					
MS24585-254	MS24585-1254		MS24585-C254	1.380	9.00	.733	.418	10.40	AN	AO	AO					
MS24585-255	MS24585-1255		MS24585-C255	1.500	9.75	.795	.446	9.60	AN	AO	AO					
MS24585-256	MS24585-1256		MS24585-C256	.360	.042	.440	2.50	.0691	10.000	.172	.189	58.10	AN	AO		AO
MS24585-257	MS24585-1257		MS24585-C257			.500	3.00			.207	.210	48.30	AN	AO	AO	
MS24585-258	MS24585-1258		MS24585-C258			.560	3.50			.242	.231	41.30	AN	AO	AO	
MS24585-259	MS24585-1259		MS24585-C259			.620	3.75			.259	.241	38.60	AN	AO	AO	
MS24585-260	MS24585-1260		MS24585-C260			.690	4.25			.294	.262	34.00	AN	AO	AO	
MS24585-261	MS24585-1261		MS24585-C261			.750	4.75			.328	.283	30.50	AN	AO	AO	
MS24585-262	MS24585-1262		MS24585-C262			.810	5.25			.363	.304	27.50	AN	AO	AO	
MS24585-263	MS24585-1263		MS24585-C263			.880	5.75			.397	.325	25.20	AN	AO	AO	
MS24585-264	MS24585-1264		MS24585-C264			.940	6.25			.432	.346	23.10	AN	AO	AO	
MS24585-265	MS24585-1265		MS24585-C265			1.000	6.75			.466	.367	21.50	AN	AO	AO	
MS24585-266	MS24585-1266		MS24585-C266	1.120	7.75	.535	.409	18.70	AN	AO	AO					
MS24585-267	MS24585-1267		MS24585-C267	1.250	8.50	.587	.441	17.00	AN	AO	AO					
MS24585-268	MS24585-1268		MS24585-C268	1.380	9.25	.639	.472	15.60	AN	AO	AO					
MS24585-269	MS24585-1269		MS24585-C269	1.500	10.00	.691	.504	14.50	AN	AO	AO					

MIL-SPEC COMPRESSION SPRINGS

SPECIAL INSTRUCTIONS FOR MS24585 COMPRESSION SPRINGS

PRICING: See Inside Back Cover for up to 199 pricing. To price or order up to 1000 pcs, visit leespring.com; 1000+ pcs. contact Lee Spring.

CALCULATIONS: Spring Rate and Load are for Music Wire. For Stainless Steel, multiply figures shown by 5/6 (.833).

COMPLIANCE: All MS24585 Stainless Steel parts are DFARS Compliant; CAD Plated MS24585 parts are NOT RoHS compliant.

SPECIALTY STOCK PARTS: MIL-SPEC

ENDS ARE GROUND • Compression Springs (MS24585)

MUSIC WIRE			STAINLESS STEEL	OD	W	FREE LENGTH	ACTIVE COILS	DEFLECTION PER COIL	LOAD	DEFLECTION	SOLID HEIGHT	RATE	PRICE GROUP							
UNPLATED (U)	CAD. PLATE (C)	ZINC PLATE (Z)	PASSIVATED (S)	IN	IN	IN		IN	LB	IN	IN	LB/IN	U	C	Z	S				
MS24585-270	MS24585-1270	MS24585-2270	MS24585-C270	.360	.045	.440	2.50	.0614	12.090	.153	.202	79.00	AN	AO	AN	AO				
MS24585-271	MS24585-1271	MS24585-2271	MS24585-C271			.500	3.00			.184	.225	65.70	AN	AO	AN	AO				
MS24585-272	MS24585-1272	MS24585-2272	MS24585-C272			.560	3.50			.215	.247	56.20	AN	AO	AN	AO				
MS24585-273	MS24585-1273	MS24585-2273	MS24585-C273			.620	4.00			.246	.270	49.10	AN	AO	AN	AO				
MS24585-274	MS24585-1274	MS24585-2274	MS24585-C274			.690	4.50			.276	.292	43.80	AN	AO	AN	AO				
MS24585-275	MS24585-1275	MS24585-2275	MS24585-C275			.750	5.00			.307	.315	39.40	AN	AO	AN	AO				
MS24585-276	MS24585-1276	MS24585-2276	MS24585-C276			.810	5.50			.338	.337	35.80	AN	AO	AN	AO				
MS24585-277	MS24585-1277	MS24585-2277	MS24585-C277			.880	6.00			.368	.360	32.80	AN	AO	AN	AO				
MS24585-278	MS24585-1278	MS24585-2278	MS24585-C278			.940	6.50			.399	.382	30.30	AN	AO	AN	AO				
MS24585-279	MS24585-1279	MS24585-2279	MS24585-C279			1.000	7.00			.430	.405	28.10	AN	AO	AN	AO				
MS24585-280	MS24585-1280	MS24585-2280	MS24585-C280			1.120	8.00			.491	.450	24.60	AN	AO	AN	AO				
MS24585-281	MS24585-1281	MS24585-2281	MS24585-C281			1.250	9.00			.552	.495	21.90	AN	AO	AN	AO				
MS24585-282	MS24585-1282	MS24585-2282	MS24585-C282			1.380	10.00			.614	.540	19.70	AN	AO	AN	AO				
MS24585-283	MS24585-1283	MS24585-2283	MS24585-C283			1.500	11.00			.675	.585	17.90	AN	AO	AN	AO				
MS24585-284	MS24585-1284	MS24585-2284	MS24585-C284			.450	.038			.620	2.50	.1378	6.167	.344	.171	17.90	AN	AO	AN	AO
MS24585-285	MS24585-1285	MS24585-2285	MS24585-C285							.690	2.75			.379	.180	16.30	AN	AO	AN	AO
MS24585-286	MS24585-1286	MS24585-2286	MS24585-C286							.750	3.00			.413	.190	14.90	AN	AO	AN	AO
MS24585-287	MS24585-1287	MS24585-2287	MS24585-C287							.810	3.25			.448	.199	13.80	AN	AO	AN	AO
MS24585-288	MS24585-1288	MS24585-2288	MS24585-C288							.880	3.50			.482	.209	12.80	AN	AO	AN	AO
MS24585-289	MS24585-1289	MS24585-2289	MS24585-C289							.940	3.75			.517	.218	11.90	AN	AO	AN	AO
MS24585-290	MS24585-1290	MS24585-2290	MS24585-C290	1.000	4.00			.551	.228	11.20	AN			AO	AN	AO				
MS24585-291	MS24585-1291	MS24585-2291	MS24585-C291	1.120	4.75			.654	.256	9.40	AN			AO	AN	AO				
MS24585-292	MS24585-1292	MS24585-2292	MS24585-C292	1.250	5.25			.723	.275	8.50	AN			AO	AN	AO				
MS24585-293	MS24585-1293	MS24585-2293	MS24585-C293	1.380	5.75			.792	.294	7.80	AN			AO	AN	AO				
MS24585-294	MS24585-1294	MS24585-2294	MS24585-C294	1.500	6.50			.896	.323	6.90	AN			AO	AN	AO				
MS24585-295	MS24585-1295		MS24585-C295	.450	.042			.620	2.50	.1183	8.136			.296	.189	27.50	AN	AO		AO
MS24585-296	MS24585-1296		MS24585-C296					.690	3.00					.354	.210	23.00	AN	AO		AO
MS24585-297	MS24585-1297		MS24585-C297					.750	3.25					.384	.220	21.20	AN	AO		AO
MS24585-298	MS24585-1298		MS24585-C298			.810	3.50	.414	.231			19.60	AN	AO		AO				
MS24585-299	MS24585-1299		MS24585-C299			.880	4.00	.473	.252			17.20	AN	AO		AO				
MS24585-300	MS24585-1300		MS24585-C300			.940	4.25	.503	.262			16.20	AN	AO		AO				
MS24585-301	MS24585-1301		MS24585-C301			1.000	4.50	.532	.273			15.30	AN	AO		AO				
MS24585-302	MS24585-1302		MS24585-C302			1.120	5.00	.591	.294			13.70	AO	AP		AP				
MS24585-303	MS24585-1303		MS24585-C303			1.250	5.75	.680	.325			12.00	AO	AP		AP				
MS24585-304	MS24585-1304		MS24585-C304			1.380	6.50	.769	.357			10.60	AO	AP		AP				
MS24585-305	MS24585-1305		MS24585-C305			1.500	7.25	.858	.388			9.50	AO	AP		AP				
MS24585-306	MS24585-1306	MS24585-2306	MS24585-C306	.450	.045	.560	2.50	.1057	9.785	.264	.202	37.10	AN	AO	AN	AO				
MS24585-307	MS24585-1307	MS24585-2307	MS24585-C307			.620	2.75			.291	.214	33.60	AN	AO	AN	AO				
MS24585-308	MS24585-1308	MS24585-2308	MS24585-C308			.690	3.25			.343	.236	28.50	AN	AO	AN	AO				
MS24585-309	MS24585-1309	MS24585-2309	MS24585-C309			.750	3.50			.370	.247	26.40	AN	AO	AN	AO				
MS24585-310	MS24585-1310	MS24585-2310	MS24585-C310			.810	3.75			.396	.259	24.70	AN	AO	AN	AO				
MS24585-311	MS24585-1311	MS24585-2311	MS24585-C311			.880	4.25			.449	.281	21.70	AN	AO	AN	AO				
MS24585-312	MS24585-1312	MS24585-2312	MS24585-C312			.940	4.50			.476	.292	20.50	AN	AO	AN	AO				
MS24585-313	MS24585-1313	MS24585-2313	MS24585-C313			1.000	4.75			.502	.304	19.50	AN	AO	AN	AO				
MS24585-314	MS24585-1314	MS24585-2314	MS24585-C314			1.120	5.50			.581	.337	16.80	AO	AP	AO	AP				
MS24585-315	MS24585-1315	MS24585-2315	MS24585-C315			1.250	6.00			.634	.360	15.40	AO	AP	AO	AP				
MS24585-316	MS24585-1316	MS24585-2316	MS24585-C316			1.380	6.75			.713	.394	13.70	AO	AP	AO	AP				
MS24585-317	MS24585-1317	MS24585-2317	MS24585-C317			1.500	7.50			.793	.427	12.30	AO	AP	AO	AP				
MS24585-318	MS24585-1318		MS24585-C318			.450	.055			.500	2.50	.0764	17.020	.191	.247	89.10	AN	AO		AO
MS24585-319	MS24585-1319		MS24585-C319							.560	2.75			.210	.261	81.00	AN	AO		AO
MS24585-320	MS24585-1320		MS24585-C320	.620	3.25			.248	.289	68.60	AN			AO		AO				
MS24585-321	MS24585-1321		MS24585-C321	.690	3.75			.286	.316	59.50	AN			AO		AO				
MS24585-322	MS24585-1322		MS24585-C322	.750	4.00			.306	.330	55.60	AN			AO		AO				
MS24585-323	MS24585-1323		MS24585-C323	.810	4.25			.325	.344	52.40	AN			AO		AO				
MS24585-324	MS24585-1324		MS24585-C324	.880	4.75			.363	.371	46.90	AN			AO		AO				
MS24585-325	MS24585-1325		MS24585-C325	.940	5.25			.401	.399	42.40	AN			AO		AO				
MS24585-326	MS24585-1326		MS24585-C326	1.000	5.75			.439	.426	38.80	AN			AO		AO				
MS24585-327	MS24585-1327		MS24585-C327	1.120	6.50			.497	.467	34.20	AO			AP		AP				
MS24585-328	MS24585-1328		MS24585-C328	1.250	7.25			.554	.509	30.70	AO			AP		AP				
MS24585-329	MS24585-1329		MS24585-C329	1.380	8.00			.611	.550	27.80	AO			AP		AP				
MS24585-330	MS24585-1330		MS24585-C330	1.500	8.75			.668	.591	25.50	AO			AP		AP				

SPECIAL INSTRUCTIONS FOR MS24585 COMPRESSION SPRINGS

PRICING: See Inside Back Cover for up to 199 pricing. To price or order up to 1000 pcs, visit leespring.com; 1000+ pcs. contact Lee Spring.
CALCULATIONS: Spring Rate and Load are for Music Wire. For Stainless Steel, multiply figures shown by 5/6 (.833).
COMPLIANCE: All MS24585 Stainless Steel parts are DFARS Compliant; CAD Plated MS24585 parts are NOT RoHS compliant.

MIL-SPEC COMPRESSION SPRINGS

MUSIC WIRE			STAINLESS STEEL	OD	W	FREE LENGTH	ACTIVE COILS	DEFLECTION PER COIL	LOAD	DEFLECTION	SOLID HEIGHT	RATE	PRICE GROUP			
UNPLATED (U)	CAD. PLATE (C)	ZINC PLATE (Z)	PASSIVATED (S)	IN	IN	IN		IN	LB	IN	IN	LB/IN	U	C	Z	S
MS24585-331	MS24585-1331		MS24585-C331	.500	.038	.620	2.00	.1757	5.575	.351	.152	15.90	AN	AO		AO
MS24585-332	MS24585-1332		MS24585-C332			.690	2.25			.395	.161	14.10	AN	AO		AO
MS24585-333	MS24585-1333		MS24585-C333			.750	2.50			.439	.171	12.70	AN	AO		AO
MS24585-334	MS24585-1334		MS24585-C334			.810	2.75			.483	.180	11.50	AN	AO		AO
MS24585-335	MS24585-1335		MS24585-C335			.880	3.00			.527	.190	10.60	AN	AO		AO
MS24585-336	MS24585-1336		MS24585-C336			.940	3.25			.571	.199	9.80	AN	AO		AO
MS24585-337	MS24585-1337		MS24585-C337			1.000	3.50			.614	.209	9.10	AN	AO		AO
MS24585-338	MS24585-1338		MS24585-C338			1.120	3.75			.659	.218	8.50	AO	AP		AP
MS24585-339	MS24585-1339		MS24585-C339			1.250	4.25			.747	.237	7.50	AO	AP		AP
MS24585-340	MS24585-1340		MS24585-C340			1.380	4.75			.834	.256	6.70	AO	AP		AP
MS24585-341	MS24585-1341		MS24585-C341			1.500	5.25			.922	.275	6.00	AO	AP		AP
MS24585-342	MS24585-1342		MS24585-C342	.500	.042	.560	2.00	.1513	7.336	.302	.168	24.30	AN	AO		AO
MS24585-343	MS24585-1343		MS24585-C343			.620	2.25			.340	.178	21.60	AN	AO		AO
MS24585-344	MS24585-1344		MS24585-C344			.690	2.50			.378	.189	19.40	AN	AO		AO
MS24585-345	MS24585-1345		MS24585-C345			.750	2.75			.416	.199	17.60	AN	AO		AO
MS24585-346	MS24585-1346		MS24585-C346			.810	3.00			.454	.210	16.10	AN	AO		AO
MS24585-347	MS24585-1347		MS24585-C347			.880	3.25			.492	.220	14.90	AN	AO		AO
MS24585-348	MS24585-1348		MS24585-C348			.940	3.50			.529	.231	13.90	AN	AO		AO
MS24585-349	MS24585-1349		MS24585-C349			1.000	3.75			.567	.241	12.90	AN	AO		AO
MS24585-350	MS24585-1350		MS24585-C350			1.120	4.25			.643	.262	11.40	AO	AP		AP
MS24585-351	MS24585-1351		MS24585-C351			1.250	4.75			.719	.283	10.20	AO	AP		AP
MS24585-352	MS24585-1352		MS24585-C352			1.380	5.25			.794	.304	9.20	AO	AP		AP
MS24585-353	MS24585-1353		MS24585-C353			1.500	5.75			.870	.325	8.40	AO	AP		AP
MS24585-354	MS24585-1354	MS24585-2354	MS24585-C354	.500	.045	.560	2.00	.1358	8.870	.271	.180	32.70	AN	AO	AN	AO
MS24585-355	MS24585-1355	MS24585-2355	MS24585-C355			.620	2.25			.305	.191	29.10	AN	AO	AN	AO
MS24585-356	MS24585-1356	MS24585-2356	MS24585-C356			.690	2.50			.339	.202	26.20	AN	AO	AN	AO
MS24585-357	MS24585-1357	MS24585-2357	MS24585-C357			.750	2.75			.373	.214	23.80	AN	AO	AN	AO
MS24585-358	MS24585-1358	MS24585-2358	MS24585-C358			.810	3.00			.407	.225	21.80	AN	AO	AN	AO
MS24585-359	MS24585-1359	MS24585-2359	MS24585-C359			.880	3.50			.475	.247	18.70	AN	AO	AN	AO
MS24585-360	MS24585-1360	MS24585-2360	MS24585-C360			.940	3.75			.509	.259	17.40	AN	AO	AN	AO
MS24585-361	MS24585-1361	MS24585-2361	MS24585-C361			1.000	4.00			.543	.270	16.30	AN	AO	AN	AO
MS24585-362	MS24585-1362	MS24585-2362	MS24585-C362			1.120	4.50			.611	.292	14.50	AO	AP	AO	AP
MS24585-363	MS24585-1363	MS24585-2363	MS24585-C363			1.250	5.00			.679	.315	13.10	AO	AP	AO	AP
MS24585-364	MS24585-1364	MS24585-2364	MS24585-C364			1.380	5.50			.747	.337	11.90	AO	AP	AO	AP
MS24585-365	MS24585-1365	MS24585-2365	MS24585-C365			1.500	6.00			.815	.360	10.90	AO	AS	AO	AS
MS24585-366	MS24585-1366		MS24585-C366	.500	.055	.500	2.00	.0990	15.420	.198	.220	77.90	AN	AP		AP
MS24585-367	MS24585-1367		MS24585-C367			.560	2.25			.223	.234	69.10	AN	AP		AP
MS24585-368	MS24585-1368		MS24585-C368			.620	2.75			.272	.261	56.70	AN	AP		AP
MS24585-369	MS24585-1369		MS24585-C369			.690	3.00			.297	.275	51.90	AN	AP		AP
MS24585-370	MS24585-1370		MS24585-C370			.750	3.25			.322	.289	47.90	AN	AP		AP
MS24585-371	MS24585-1371		MS24585-C371			.810	3.75			.371	.316	41.60	AN	AP		AP
MS24585-372	MS24585-1372		MS24585-C372			.880	4.00			.396	.330	38.90	AN	AP		AP
MS24585-373	MS24585-1373		MS24585-C373			.940	4.50			.445	.357	34.60	AN	AP		AP
MS24585-374	MS24585-1374		MS24585-C374			1.000	4.75			.470	.371	32.80	AN	AP		AP
MS24585-375	MS24585-1375		MS24585-C375			1.120	5.25			.520	.399	29.60	AO	AP		AP
MS24585-376	MS24585-1376		MS24585-C376			1.250	6.00			.594	.440	25.90	AO	AP		AP
MS24585-377	MS24585-1377		MS24585-C377			1.380	6.50			.643	.467	24.00	AO	AP		AP
MS24585-378	MS24585-1378		MS24585-C378			1.500	7.25			.718	.509	21.50	AO	AP		AP
MS24585-379	MS24585-1379	MS24585-2379	MS24585-C379	.550	.038	.750	2.00	.2174	5.043	.435	.152	11.60	AN	AP	AN	AP
MS24585-380	MS24585-1380	MS24585-2380	MS24585-C380			.810	2.30			.500	.163	10.10	AN	AP	AN	AP
MS24585-381	MS24585-1381	MS24585-2381	MS24585-C381			.880	2.50			.543	.171	9.30	AN	AP	AN	AP
MS24585-382	MS24585-1382	MS24585-2382	MS24585-C382			.940	2.70			.587	.179	8.60	AN	AP	AN	AP
MS24585-383	MS24585-1383	MS24585-2383	MS24585-C383			1.000	2.90			.630	.186	8.00	AN	AP	AN	AP
MS24585-384	MS24585-1384	MS24585-2384	MS24585-C384			1.120	3.30			.717	.201	7.00	AO	AP	AO	AP
MS24585-385	MS24585-1385	MS24585-2385	MS24585-C385			1.250	3.60			.783	.213	6.40	AO	AP	AO	AP
MS24585-386	MS24585-1386	MS24585-2386	MS24585-C386			1.380	4.00			.870	.228	5.80	AO	AP	AO	AP
MS24585-387	MS24585-1387	MS24585-2387	MS24585-C387			1.500	4.40			.956	.243	5.30	AO	AP	AO	AP

SPECIAL INSTRUCTIONS FOR MS24585 COMPRESSION SPRINGS

PRICING: See Inside Back Cover for up to 199 pricing. To price or order up to 1000 pcs, visit leespring.com; 1000+ pcs. contact Lee Spring.
CALCULATIONS: Spring Rate and Load are for Music Wire. For Stainless Steel, multiply figures shown by 5/6 (.833).
COMPLIANCE: All MS24585 Stainless Steel parts are DFARS Compliant; CAD Plated MS24585 parts are NOT RoHS compliant.

SPECIALTY STOCK PARTS: MIL-SPEC

ENDS ARE GROUND • Compression Springs (MS24585)

MUSIC WIRE			STAINLESS STEEL	OD	W	FREE LENGTH	ACTIVE COILS	DEFLECTION PER COIL	LOAD	DEFLECTION	SOLID HEIGHT	RATE	PRICE GROUP							
UNPLATED (U)	CAD. PLATE (C)	ZINC PLATE (Z)	PASSIVATED (S)	IN	IN	IN		IN	LB	IN	IN	LB/IN	U	C	Z	S				
MS24585-388	MS24585-1388	MS24585-2388	MS24585-C388	.550	.045	.620	2.00	.1694	8.091	.339	.180	23.90	AN	AP	AN	AP				
MS24585-389	MS24585-1389	MS24585-2389	MS24585-C389			.690	2.25			.381	.191	21.20	AN	AP	AN	AP				
MS24585-390	MS24585-1390	MS24585-2390	MS24585-C390			.750	2.50			.423	.202	19.10	AN	AP	AN	AP				
MS24585-391	MS24585-1391	MS24585-2391	MS24585-C391			.810	2.70			.457	.211	17.70	AN	AP	AN	AP				
MS24585-392	MS24585-1392	MS24585-2392	MS24585-C392			.880	2.95			.500	.223	16.20	AN	AP	AN	AP				
MS24585-393	MS24585-1393	MS24585-2393	MS24585-C393			.940	3.20			.542	.234	14.90	AN	AP	AN	AP				
MS24585-394	MS24585-1394	MS24585-2394	MS24585-C394			1.000	3.40			.576	.243	14.00	AN	AP	AN	AP				
MS24585-395	MS24585-1395	MS24585-2395	MS24585-C395			1.120	3.85			.652	.263	12.40	AO	AP	AO	AP				
MS24585-396	MS24585-1396	MS24585-2396	MS24585-C396			1.250	4.35			.737	.286	11.00	AO	AP	AO	AP				
MS24585-397	MS24585-1397	MS24585-2397	MS24585-C397			1.380	4.80			.813	.306	9.90	AO	AP	AO	AP				
MS24585-398	MS24585-1398	MS24585-2398	MS24585-C398			1.500	5.30			.898	.328	9.00	AO	AP	AO	AP				
MS24585-399	MS24585-1399		MS24585-C399			.550	.055			.560	2.00	.1241	14.050	.248	.220	56.60	AN	AO		AO
MS24585-400	MS24585-1400		MS24585-C400							.620	2.25			.279	.234	50.30	AN	AO		AO
MS24585-401	MS24585-1401		MS24585-C401							.690	2.65			.329	.256	42.70	AN	AO		AO
MS24585-402	MS24585-1402		MS24585-C402	.750	2.90			.360	.269	39.00	AN			AO		AO				
MS24585-403	MS24585-1403		MS24585-C403	.810	3.20			.397	.286	35.40	AN			AO		AO				
MS24585-404	MS24585-1404		MS24585-C404	.880	3.50			.434	.302	32.40	AN			AO		AO				
MS24585-405	MS24585-1405		MS24585-C405	.940	3.80			.471	.319	29.80	AN			AO		AO				
MS24585-406	MS24585-1406		MS24585-C406	1.000	4.10			.509	.335	27.60	AN			AO		AO				
MS24585-407	MS24585-1407		MS24585-C407	1.120	4.60			.571	.363	24.60	AO			AP		AP				
MS24585-408	MS24585-1408		MS24585-C408	1.250	5.20			.645	.396	21.80	AO			AP		AP				
MS24585-409	MS24585-1409		MS24585-C409	1.380	5.80			.720	.429	19.50	AO			AP		AP				
MS24585-410	MS24585-1410		MS24585-C410	1.500	6.40			.794	.462	17.70	AO			AP		AP				
MS24585-411	MS24585-1411	MS24585-2411	MS24585-C411	.550	.063			.560	2.20	.1002	20.330			.220	.265	92.40	AN	AP	AN	AP
MS24585-412	MS24585-1412	MS24585-2412	MS24585-C412					.620	2.50					.250	.283	81.30	AN	AP	AN	AP
MS24585-413	MS24585-1413	MS24585-2413	MS24585-C413			.690	2.90	.290	.309			70.10	AN	AP	AN	AP				
MS24585-414	MS24585-1414	MS24585-2414	MS24585-C414			.750	3.20	.320	.328			63.50	AN	AP	AN	AP				
MS24585-415	MS24585-1415	MS24585-2415	MS24585-C415			.810	3.50	.350	.346			58.10	AN	AP	AN	AP				
MS24585-416	MS24585-1416	MS24585-2416	MS24585-C416			.880	3.80	.380	.365			53.50	AN	AP	AN	AP				
MS24585-417	MS24585-1417	MS24585-2417	MS24585-C417			.940	4.20	.420	.391			48.40	AN	AP	AN	AP				
MS24585-418	MS24585-1418	MS24585-2418	MS24585-C418			1.000	4.50	.450	.409			45.20	AO	AR	AO	AR				
MS24585-419	MS24585-1419	MS24585-2419	MS24585-C419			1.120	5.10	.511	.447			39.80	AO	AR	AO	AR				
MS24585-420	MS24585-1420	MS24585-2420	MS24585-C420			1.250	5.70	.571	.485			35.60	AO	AR	AO	AR				
MS24585-421	MS24585-1421	MS24585-2421	MS24585-C421			1.380	6.40	.641	.529			31.70	AO	AR	AO	AR				
MS24585-422	MS24585-1422	MS24585-2422	MS24585-C422			1.500	7.00	.701	.567			29.00	AO	AR	AO	AR				
MS24585-423	MS24585-1423		MS24585-C423			.650	.042	.880	2.00			.2751	5.714	.550	.168	10.40	AN	AP		AP
MS24585-424	MS24585-1424		MS24585-C424					.940	2.10					.578	.172	9.90	AO	AR		AR
MS24585-425	MS24585-1425		MS24585-C425	1.000	2.30			.633	.181	9.00	AO			AR		AR				
MS24585-426	MS24585-1426		MS24585-C426	1.120	2.60			.715	.193	8.00	AO			AR		AR				
MS24585-427	MS24585-1427		MS24585-C427	1.250	2.90			.798	.206	7.20	AO			AR		AR				
MS24585-428	MS24585-1428		MS24585-C428	1.380	3.20			.880	.218	6.50	AO			AR		AR				
MS24585-429	MS24585-1429		MS24585-C429	1.500	3.50			.963	.231	5.90	AO			AR		AR				
MS24585-430	MS24585-1430	MS24585-2430	MS24585-C430	.650	.045			.880	2.10	.2481	6.894			.521	.184	13.20	AN	AP	AN	AP
MS24585-431	MS24585-1431	MS24585-2431	MS24585-C431			.940	2.30	.570	.193			12.10	AO	AR	AO	AR				
MS24585-432	MS24585-1432	MS24585-2432	MS24585-C432			1.000	2.50	.620	.202			11.10	AO	AR	AO	AR				
MS24585-433	MS24585-1433	MS24585-2433	MS24585-C433			1.120	2.80	.695	.216			9.90	AO	AR	AO	AR				
MS24585-434	MS24585-1434	MS24585-2434	MS24585-C434			1.250	3.10	.769	.229			9.00	AO	AR	AO	AR				
MS24585-435	MS24585-1435	MS24585-2435	MS24585-C435			1.380	3.50	.868	.247			7.90	AO	AR	AO	AR				
MS24585-436	MS24585-1436	MS24585-2436	MS24585-C436			1.500	3.80	.943	.261			7.30	AO	AR	AO	AR				
MS24585-437	MS24585-1437		MS24585-C437			.650	.055	.750	2.10			.1843	12.010	.387	.225	31.00	AP	AS		AS
MS24585-438	MS24585-1438		MS24585-C438	.810	2.30			.424	.236	28.30	AP			AS		AS				
MS24585-439	MS24585-1439		MS24585-C439	.880	2.60			.479	.253	25.10	AP			AS		AS				
MS24585-440	MS24585-1440		MS24585-C440	.940	2.80			.516	.264	23.30	AP			AS		AS				
MS24585-441	MS24585-1441		MS24585-C441	1.000	3.00			.553	.275	21.70	AP			AS		AS				
MS24585-442	MS24585-1442		MS24585-C442	1.120	3.40			.627	.297	19.20	AP			AS		AS				
MS24585-443	MS24585-1443		MS24585-C443	1.250	3.80			.700	.319	17.20	AP			AS		AS				
MS24585-444	MS24585-1444		MS24585-C444	1.380	4.30			.792	.346	15.20	AP			AS		AS				
MS24585-445	MS24585-1445		MS24585-C445	1.500	4.70			.866	.368	13.90	AP			AS		AS				

MIL-SPEC COMPRESSION SPRINGS

SPECIAL INSTRUCTIONS FOR MS24585 COMPRESSION SPRINGS

PRICING: See Inside Back Cover for up to 199 pricing. To price or order up to 1000 pcs, visit leespring.com; 1000+ pcs. contact Lee Spring.
CALCULATIONS: Spring Rate and Load are for Music Wire. For Stainless Steel, multiply figures shown by 5/6 (.833).
COMPLIANCE: All MS24585 Stainless Steel parts are DFARS Compliant; CAD Plated MS24585 parts are NOT RoHS compliant.

MUSIC WIRE			STAINLESS STEEL	OD	W	FREE LENGTH	ACTIVE COILS	DEFLECTION PER COIL	LOAD	DEFLECTION	SOLID HEIGHT	RATE	PRICE GROUP							
UNPLATED (U)	CAD. PLATE (C)	ZINC PLATE (Z)	PASSIVATED (S)	IN	IN	IN		IN	LB	IN	IN	LB/IN	U	C	Z	S				
MS24585-446	MS24585-1446	MS24585-2446	MS24585-C446	.650	.063	.690	2.15	.1499	17.360	.322	.261	53.90	AP	AS	AP	AS				
MS24585-447	MS24585-1447	MS24585-2447	MS24585-C447			.750	2.40			.360	.277	48.20	AP	AS	AP	AS				
MS24585-448	MS24585-1448	MS24585-2448	MS24585-C448			.810	2.65			.397	.293	43.70	AP	AS	AP	AS				
MS24585-449	MS24585-1449	MS24585-2449	MS24585-C449			.880	2.90			.435	.309	39.90	AP	AS	AP	AS				
MS24585-450	MS24585-1450	MS24585-2450	MS24585-C450			.940	3.10			.465	.321	37.30	AP	AS	AP	AS				
MS24585-451	MS24585-1451	MS24585-2451	MS24585-C451			1.000	3.40			.510	.340	34.00	AP	AS	AP	AS				
MS24585-452	MS24585-1452	MS24585-2452	MS24585-C452			1.120	3.80			.570	.365	30.50	AR	AS	AR	AS				
MS24585-453	MS24585-1453	MS24585-2453	MS24585-C453			1.250	4.30			.644	.397	27.00	AR	AS	AR	AS				
MS24585-454	MS24585-1454	MS24585-2454	MS24585-C454			1.380	4.80			.719	.428	24.10	AR	AS	AR	AS				
MS24585-455	MS24585-1455	MS24585-2455	MS24585-C455			1.500	5.30			.794	.460	21.90	AR	AS	AR	AS				
MS24585-456	MS24585-1456		MS24585-C456			.700	.042			1.000	2.00	.3248	5.323	.650	.168	8.20	AO	AS		AS
MS24585-457	MS24585-1457		MS24585-C457							1.120	2.20			.714	.176	7.50	AO	AS		AS
MS24585-458	MS24585-1458		MS24585-C458							1.250	2.50			.812	.189	6.60	AO	AS		AS
MS24585-459	MS24585-1459		MS24585-C459							1.380	2.80			.909	.202	5.90	AO	AS		AS
MS24585-460	MS24585-1460		MS24585-C460	1.500	3.10			1.001	.214	5.30	AO			AS		AS				
MS24585-461	MS24585-1461	MS24585-2461	MS24585-C461	.700	.045	1.000	2.10	.2932	6.420	.616	.184	10.40	AO	AS	AO	AS				
MS24585-462	MS24585-1462	MS24585-2462	MS24585-C462			1.120	2.40			.704	.198	9.10	AO	AS	AO	AS				
MS24585-463	MS24585-1463	MS24585-2463	MS24585-C463			1.250	2.70			.792	.211	8.10	AO	AS	AO	AS				
MS24585-464	MS24585-1464	MS24585-2464	MS24585-C464			1.380	3.00			.880	.225	7.30	AO	AS	AO	AS				
MS24585-465	MS24585-1465	MS24585-2465	MS24585-C465			1.500	3.30			.967	.236	6.60	AO	AS	AO	AS				
MS24585-466	MS24585-1466		MS24585-C466	.700	.055	.810	2.00	.2185	11.180	.437	.220	25.60	AO	AS		AS				
MS24585-467	MS24585-1467		MS24585-C467			.880	2.20			.481	.231	23.20	AO	AS		AS				
MS24585-468	MS24585-1468		MS24585-C468			.940	2.40			.524	.242	21.30	AO	AS		AS				
MS24585-469	MS24585-1469		MS24585-C469			1.000	2.60			.568	.253	19.70	AO	AS		AS				
MS24585-470	MS24585-1470		MS24585-C470			1.120	3.00			.655	.275	17.10	AO	AS		AS				
MS24585-471	MS24585-1471		MS24585-C471			1.250	3.30			.721	.291	15.50	AO	AS		AS				
MS24585-472	MS24585-1472		MS24585-C472			1.380	3.70			.808	.313	13.80	AO	AS		AS				
MS24585-473	MS24585-1473		MS24585-C473			1.500	4.10			.896	.335	12.50	AO	AS		AS				
MS24585-474	MS24585-1474	MS24585-2474	MS24585-C474			.700	.063			.750	2.10	.1783	16.170	.374	.258	43.20	AO	AS	AO	AS
MS24585-475	MS24585-1475	MS24585-2475	MS24585-C475	.810	2.30			.410	.270	39.40	AO			AS	AO	AS				
MS24585-476	MS24585-1476	MS24585-2476	MS24585-C476	.880	2.50			.446	.283	36.30	AO			AS	AO	AS				
MS24585-477	MS24585-1477	MS24585-2477	MS24585-C477	.940	2.70			.481	.296	33.60	AO			AS	AO	AS				
MS24585-478	MS24585-1478	MS24585-2478	MS24585-C478	1.000	2.90			.517	.309	31.30	AO			AS	AO	AS				
MS24585-479	MS24585-1479	MS24585-2479	MS24585-C479	1.120	3.30			.588	.334	27.50	AP			AS	AP	AS				
MS24585-480	MS24585-1480	MS24585-2480	MS24585-C480	1.250	3.70			.660	.359	24.50	AP			AS	AP	AS				
MS24585-481	MS24585-1481	MS24585-2481	MS24585-C481	1.380	4.20			.749	.391	21.60	AP			AS	AP	AS				
MS24585-482	MS24585-1482	MS24585-2482	MS24585-C482	1.500	4.60			.820	.416	19.70	AP			AS	AP	AS				
MS24585-483	MS24585-1483		MS24585-C483	.700	.067			.690	2.00	.1630	19.410			.326	.268	59.50	AO	AS		AS
MS24585-484	MS24585-1484		MS24585-C484			.750	2.20	.359	.281			54.10	AO	AS		AS				
MS24585-485	MS24585-1485		MS24585-C485			.810	2.40	.391	.295			49.60	AO	AS		AS				
MS24585-486	MS24585-1486		MS24585-C486			.880	2.60	.424	.308			45.80	AO	AS		AS				
MS24585-487	MS24585-1487		MS24585-C487			.940	2.90	.473	.328			41.00	AO	AS		AS				
MS24585-488	MS24585-1488		MS24585-C488			1.000	3.10	.505	.342			38.40	AR	AS		AS				
MS24585-489	MS24585-1489		MS24585-C489			1.120	3.50	.570	.368			34.10	AR	AS		AS				
MS24585-490	MS24585-1490		MS24585-C490			1.250	4.00	.652	.402			29.80	AR	AS		AS				
MS24585-491	MS24585-1491		MS24585-C491			1.380	4.40	.717	.429			27.10	AR	AS		AS				
MS24585-492	MS24585-1492		MS24585-C492			1.500	4.90	.799	.462			24.30	AR	AS		AS				
MS24585-493	MS24585-1493	MS24585-2493	MS24585-C493			.750	.055	.880	2.00			.2559	10.470	.512	.220	20.40	AO	AS	AO	AS
MS24585-494	MS24585-1494	MS24585-2494	MS24585-C494	.940	2.10			.537	.225	19.50	AO			AS	AO	AS				
MS24585-495	MS24585-1495	MS24585-2495	MS24585-C495	1.000	2.30			.568	.236	17.80	AO			AS	AO	AS				
MS24585-496	MS24585-1496	MS24585-2496	MS24585-C496	1.120	2.60			.665	.253	15.70	AO			AS	AO	AS				
MS24585-497	MS24585-1497	MS24585-2497	MS24585-C497	1.250	2.90			.742	.269	14.10	AO			AS	AO	AS				
MS24585-498	MS24585-1498	MS24585-2498	MS24585-C498	1.380	3.30			.844	.291	12.40	AO			AS	AO	AS				
MS24585-499	MS24585-1499	MS24585-2499	MS24585-C499	1.500	3.60			.921	.308	11.40	AO			AS	AO	AS				

MIL-SPEC COMPRESSION SPRINGS

SPECIAL INSTRUCTIONS FOR MS24585 COMPRESSION SPRINGS

PRICING: See Inside Back Cover for up to 199 pricing. To price or order up to 1000 pcs, visit leespring.com; 1000+ pcs. contact Lee Spring.
CALCULATIONS: Spring Rate and Load are for Music Wire. For Stainless Steel, multiply figures shown by 5/6 (.833).
COMPLIANCE: All MS24585 Stainless Steel parts are DFARS Compliant; CAD Plated MS24585 parts are NOT RoHS compliant.

SPECIALTY STOCK PARTS: MIL-SPEC

ENDS ARE GROUND • Compression Springs (MS24585)

MUSIC WIRE			STAINLESS STEEL	OD	W	FREE LENGTH	ACTIVE COILS	DEFLECTION PER COIL	LOAD	DEFLECTION	SOLID HEIGHT	RATE	PRICE GROUP			
UNPLATED (U)	CAD. PLATE (C)	ZINC PLATE (Z)	PASSIVATED (S)	IN	IN	IN		IN	LB	IN	IN	LB/IN	U	C	Z	S
MS24585-500	MS24585-1500	MS24585-2500	MS24585-C500	.750	.063	.810	2.00	.2094	15.130	.419	.252	36.10	AO	AS	AO	AS
MS24585-501	MS24585-1501	MS24585-2501	MS24585-C501			.880	2.20			.461	.265	32.80	AO	AS	AO	AS
MS24585-502	MS24585-1502	MS24585-2502	MS24585-C502			.940	2.40			.502	.277	30.10	AO	AS	AO	AS
MS24585-503	MS24585-1503	MS24585-2503	MS24585-C503			1.000	2.60			.544	.290	27.80	AO	AS	AO	AS
MS24585-504	MS24585-1504	MS24585-2504	MS24585-C504			1.120	2.90			.607	.308	24.90	AP	AS	AP	AS
MS24585-505	MS24585-1505	MS24585-2505	MS24585-C505			1.250	3.30			.691	.334	21.90	AP	AS	AP	AS
MS24585-506	MS24585-1506	MS24585-2506	MS24585-C506			1.380	3.70			.774	.359	19.50	AP	AS	AP	AS
MS24585-507	MS24585-1507	MS24585-2507	MS24585-C507	1.500	4.10	.858	.384	17.60	AP	AS	AP	AS				
MS24585-508	MS24585-1508		MS24585-C508	.750	.067	.750	1.90	.1915	18.170	.364	.261	49.90	AO	AS		AS
MS24585-509	MS24585-1509		MS24585-C509			.810	2.10			.402	.275	45.20	AO	AS		AS
MS24585-510	MS24585-1510		MS24585-C510			.880	2.30			.440	.288	41.30	AO	AS		AS
MS24585-511	MS24585-1511		MS24585-C511			.940	2.50			.479	.301	37.90	AO	AS		AS
MS24585-512	MS24585-1512		MS24585-C512			1.000	2.70			.517	.315	35.10	AO	AS		AS
MS24585-513	MS24585-1513		MS24585-C513			1.120	3.10			.594	.342	30.60	AP	AS		AS
MS24585-514	MS24585-1514		MS24585-C514			1.250	3.50			.670	.368	27.10	AP	AS		AS
MS24585-515	MS24585-1515		MS24585-C515	1.380	3.90	.747	.395	24.30	AP	AS		AS				
MS24585-516	MS24585-1516		MS24585-C516	1.500	4.30	.823	.422	22.10	AP	AS		AS				
MS24585-517	MS24585-1517		MS24585-C517	.850	.063	1.000	1.90	.2973	13.420	.564	.246	23.60	AR	AT		AT
MS24585-518	MS24585-1518		MS24585-C518			1.120	2.20			.654	.265	20.50	AR	AT		AT
MS24585-519	MS24585-1519		MS24585-C519			1.250	2.50			.743	.283	18.10	AR	AT		AT
MS24585-520	MS24585-1520		MS24585-C520			1.380	2.80			.832	.302	16.10	AR	AT		AT
MS24585-521	MS24585-1521		MS24585-C521			1.500	3.00			.892	.315	15.00	AR	AT		AT
MS24585-522	MS24585-1522		MS24585-C522	.850	.067	.940	2.00	.2561	16.100	.512	.268	31.40	AR	AT		AT
MS24585-523	MS24585-1523		MS24585-C523			1.000	2.10			.538	.275	29.90	AR	AT		AT
MS24585-524	MS24585-1524		MS24585-C524			1.120	2.40			.615	.295	26.20	AR	AT		AT
MS24585-525	MS24585-1525		MS24585-C525			1.250	2.80			.717	.322	22.30	AR	AT		AT
MS24585-526	MS24585-1526		MS24585-C526			1.380	3.10			.794	.342	20.30	AR	AT		AT
MS24585-527	MS24585-1527		MS24585-C527			1.500	3.40			.871	.362	18.50	AR	AT		AT

SPECIAL INSTRUCTIONS FOR MS24585 COMPRESSION SPRINGS

PRICING: See Inside Back Cover for up to 199 pricing. To price or order up to 1000 pcs, visit leespring.com; 1000+ pcs. contact Lee Spring.
CALCULATIONS: Spring Rate and Load are for Music Wire. For Stainless Steel, multiply figures shown by 5/6 (.833).
COMPLIANCE: All MS24585 Stainless Steel parts are DFARS Compliant; CAD Plated MS24585 parts are NOT RoHS compliant.